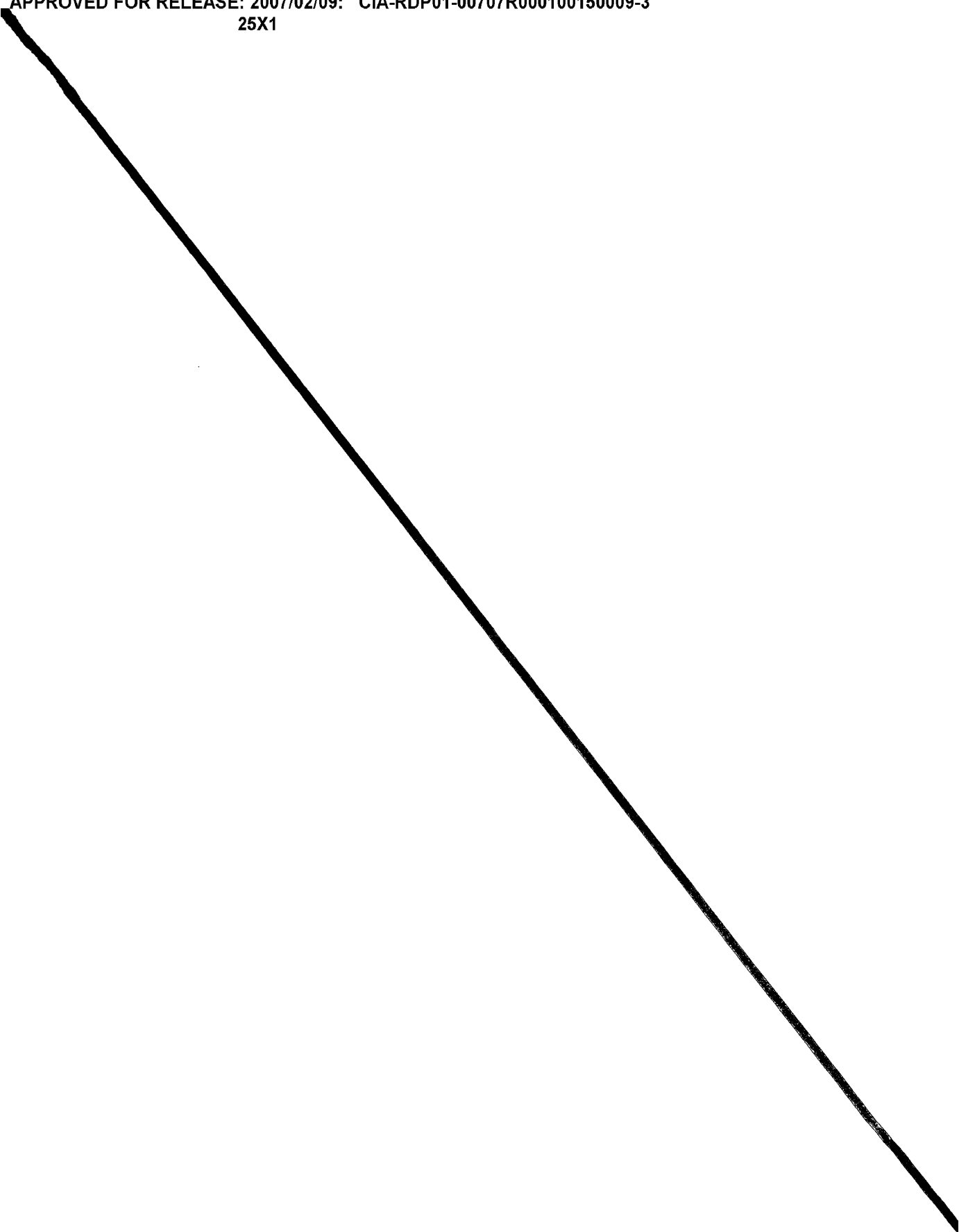


APPROVED FOR RELEASE: 2007/02/09: CIA-RDP01-00707R000100150009-3  
25X1



APPROVED FOR RELEASE: 2007/02/09: CIA-RDP01-00707R000100150009-3  
25X1

UNITED STATES BOARD ON GEOGRAPHIC NAMES

A. Joseph Wraight, Chairman  
Meredith F. Burrill, Executive Secretary

Department of State	Robert D. Hodgson, member Elvyn A. Stoneman, deputy
Department of the Army	Cyril Barsky, member
Department of the Navy	John C. Martin, member Charles D. Rouse, deputy
Postal Service	Roy L. Hulick, member Michael D'Angelo, deputy
Department of the Interior	Arthur A. Baker, member William B. Overstreet, deputy
Department of Agriculture	Russell P. McRorey, member Myles R. Howlett, deputy
Department of Commerce	A. Joseph Wraight, member
Government Printing Office	Charles M. Killens, member Henry R. Henson, deputy
Library of Congress	C. Sumner Spalding, member John A. Wolter, deputy
Department of the Air Force	David Bodycombe, member
Department of Defense	Merrill R. Brown, member
Central Intelligence Agency	

DEPARTMENT OF THE INTERIOR

Rogers C. B. Morton, Secretary

Communications should be addressed to the Executive Secretary, U.S. Board on Geographic Names, Department of the Interior, Washington, D.C. 20240

APPROVED FOR RELEASE: 2007/02/09: CIA-RDP01-00707R000100150009-3

---

# Hong Kong and Macao

OFFICIAL STANDARD NAMES

approved by the

UNITED STATES BOARD ON GEOGRAPHIC NAMES

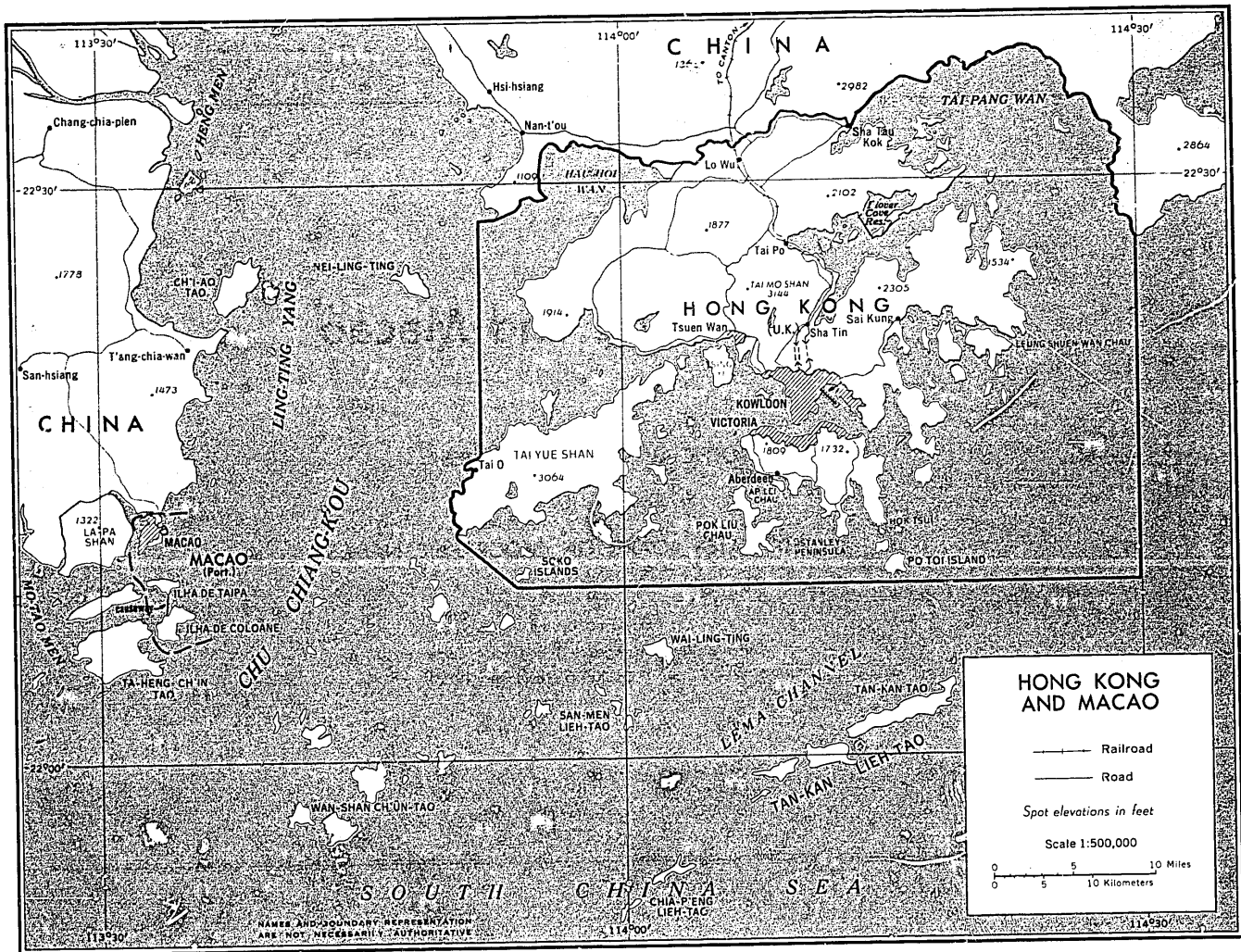
Prepared by the

Defense Mapping Agency Topographic Center

Washington, D.C. 20315, November 1972

---

APPROVED FOR RELEASE: 2007/02/09: CIA-RDP01-00707R000100150009-3



## FOREWORD

This gazetteer contains about 3,000 entries for places and features in two lists: Hong Kong (2,875) and Macao (125). The entries include standard names approved by the Board on Geographic Names and unapproved variant names, the latter cross-referenced to the standard names. *Users of the gazetteer should always refer to main entries for approved names.*

The names in this gazetteer supersede those in all previous Board lists for the areas.

The basic name coverage corresponds to that of maps at the scale of 1:10,000 for Hong Kong; 1:4,000 for the city of Macao; and about 1:50,000 for the remainder of the Province of Macao.

Entries include the names of first-order administrative divisions, populated places of all sizes, various other cultural entities, and a variety of physical features.

Most of the entities can be identified and located by the approved name or a recognizable variant of the approved name on one or more of the following sources:

### HONG KONG

1. *Hong Kong 1:25,000*, Series L882 (D.O.S. 331), Directorate of Overseas Surveys, 1969-70.
2. *Hong Kong 1:10,000*, Series L844 (D.O.S. 231), Directorate of Overseas Surveys, 1968-70.
3. British hydrographic charts, British Admiralty, London, various scales and dates.

### MACAO

4. *Planta Geral da Cidade de Macau*, 1:4,000, Repartição Técnica das Obras Públicas, n.d.
5. Da Silva Rego, A. and Eduardo Dos Santos, *Atlas Missionário Português*, p. 179, 1964.

### Interpretation of entries

It has been necessary to express in code numbers and letters some of the information in the gazetteer in order to accommodate it to machine tabulation.

Name.—Approved standard names and unapproved variant names appear in the first column. The variant names are always cross-referenced to the standard names by use of the word "sec." Names containing generic elements preceding the specific term (except names of populated places) are alphabetized by the specific part; thus *Mount Davis*, the name of a hill, is listed as *Davis, Mount*. Where part of a name is underlined, the use of the part not underlined is optional. If two or more names are approved for a feature, each is identified in parentheses and any or all may be used.

Language labels are used to identify alternate local names of noninternational features. Local names of international features are identified by major-political-entity labels. Where only one country is identified parenthetically, no name is available for the feature in the other country.

Chinese names romanized in the system adopted by the Hong Kong Government (the Eitel/Dyer-Ball system) were approved as shown on the sources.

The diacritical marks used in approved names of Macao are the tilde (~), acute accent (´), and the dieresis (¨). These marks are to be used whether the names are written in capital or lowercase letters.

Portuguese name elements were treated in accordance with standard Portuguese orthographic practice, including diacritical marks. Diacritical marks in non-Portuguese name elements were retained where they did not contravene standard Portuguese orthographic practice.

Designation.—The second column contains designations or abbreviations of designations of the entities to which the names apply, as listed below. Because practically all geographic terms have varied meanings, the senses in which many of the designations are applied in *this gazetteer* are stated in the list to reduce ambiguity. It should be noted also that the differentiations of terms that can be made in any gazetteer will vary with the quality of the maps of the area and with the nature of the entities that are named. In Hong Kong and Macao some of the features do not fit precisely into the categories used to designate them and others could be designated in two or more ways.

ADMD	first-order administrative division (district in Hong Kong; <i>concelho</i> in Macao)	FT	fort; military post (defensive structure or works, generally of little or no present military significance; may be in a state of ruin)
ANCH	anchorage (place within a harbor or roadstead where ships anchor)	GDN	gardens
BAY	bay (coastal indentation of a size intermediate between a gulf and a cove)	HBR	harbor (body of water providing shelter for ships)
BLDG	building	HDL	headland (conspicuously high piece of land jutting out into or fronting the sea)
BTYD	boatyard	HLL	hill (landform with moderate relief, moderate to low elevation, and small summit area)
CAPE	cape (seaward end of a projection of land of such position and size as to cause offshore coastwise shipping to change course)	HLLS	hills
CHNM	marine channel (channel between coastal islands, reefs, or shoals; between an offshore feature and the mainland; or through a shallow marine water body)	HTL	hotel
CMPM	military camp	ISL	island
CMTY	cemetery	ISLS	islands
COVE	cove (small bay)	LCTY	locality (minor area or place of unspecified or mixed character and indefinite boundaries)
DCK	docks (the space between two piers)	LT	lighthouse
DCKB	docking basin (basin or enclosure for reception of vessels, and provided with means for controlling the water level)	LTER	leased area
DKY	dockyard (yard or storage place for naval stores or timber for shipbuilding, with facilities for building or repairing ships)	MNQR	quarry
		MT	mountain (landform with conspicuous relief, moderate to high elevation, and small summit area)
		MTS	mountains
		PASS	pass (way over, through, or between mountains or other high land); gap (low place in the relatively even crestline of a ridge or other elongated relief feature, apparently not used as a pass)
		PCLD	dependent political entity (Hong Kong); overseas province (Macao)
		PEN	peninsula (area of land projecting into and largely, but not entirely, surrounded by water)
		PIER	pier (long, narrow structure extending into the water to afford a berthing place for vessels)
		PK	peak (separately named summit on a larger elevation)
		PMPW	water pumping station
		PPI	populated place (city, town, village, settlement)
		PPLL	populated locality (area of dispersed, separately-named villages)

PPLX section of populated place (part of a city or contiguous urbanized area named as an entity but having no known administrative status)

PRK park

PRN prison (includes training centers, juvenile reformatories, and drug treatment centers)

PRT port (place where waterborne cargo is transferred to and from ships, including facilities for berthing ships and handling cargo)

PT point (minor projection of land, or its extremity, into a water body)

RDGE ridge (elongated, relatively narrow relief feature with a more or less continuous crest)

RF reef (offshore consolidated rock hazard to navigation with a least depth of twenty meters [or ten fathoms] or less)

RKL rock on land (includes exposed rock on hill summits)

RKSW rocks in water

RKW rock in water (individual rock of such character and importance as to be identified by name, situated either above or below the surface of a body of water; often associated with reefs but separately named)

RSTN railroad station (building used for the transaction of railroad business, located beside a railroad track at a point where trains regularly stop to take on and discharge passengers or freight)

RSV reservoir (large artificially impounded body of water)

RUIN ruins (structure in a state of ruin, but not necessarily of great antiquity or archeological interest)

SCHU university

SEA sea

SHOR shore (narrow zone of land immediately adjoining the sea)

SLP slope (gradient on the side or end of an elevated relief feature)

STM stream (river or other running fresh water body; perennial in all or a part of its course)

VAL valley (area between and lower than ridges or other elevations, drained by one or more streams and tributaries)

WHRF wharf (structure serving as a berthing place for vessels)

Latitude and longitude.—The third and fourth columns indicate geographic coordinates, with longitude based on Greenwich. Coordinates were generally read to the nearest minute and are for finding purposes only.

Coordinates were read at the map symbol for populated places and other entities occupying limited sites, at the mouths or lower ends of streams, at the summits of mountains and hills, at the extremities of capes and points, and near the centers or midpoints of other features.

Area number.—The number in the fifth column indicates the political entity in which the place or feature is located, as listed below:

- 443 Hong Kong
- 444 Province of Macao

Glossary of generic terms

The following terms occur as the generic parts of standard names in the gazetteer. The English term or terms which correspond to each local term were applied after objective study of cartographic and other source materials, and do not necessarily reflect dictionary or other normalized usages. The parenthetical abbreviation (P) designates Portuguese words; the remainder are Chinese.

- baía (P) ..... bay
- bacia (P) ..... basin
- cemitério (P) ..... cemetery
- chau ..... island(s)
- colina (P) ..... hill
- concelho (P) ..... first-order administrative division
- doca (P) ..... docking basin

fortaleza (P) ..... fort  
hoi ..... marine channel  
hoi hap ..... marine channel  
ilha (P) ..... island  
kok ..... point  
kwan to ..... islands  
mei ..... point  
parque (P) ..... park  
pedra (P) ..... rock in water  
ponta (P) ..... point  
porto (P) ..... harbor, port  
provincia (P) ..... dependent political entity  
shau ..... mountain

shek ..... rock on land, point  
tau ..... point  
teng ..... mountain  
tsui ..... point  
wan ..... bay, harbor, cove, anchorage  
wan hoi ..... harbor

Reporting of errors

It is requested that all who use this gazetteer aid in its correction for future printings by reporting errors and name changes to the Board on Geographic Names, Department of the Interior, Washington, D.C. 20240. A statement of the source of the correct information will be helpful.

Geographic names or their spellings do not necessarily reflect recognition of the political status of an area by the United States Government.



APPROVED FOR RELEASE: 2007/02/09: CIA-RDP01-00707R000100150009-3

A. PEAK SEE SHEK UK SHAN	MT	22 26 N	114 18 E	443	AP LO CHUN	RF	22 33 N	114 16 E	443
ABERDEEN	PPL	22 15 N	114 09 E	443	A PO LONG	PPL	22 17 N	114 00 E	443
ABERDEEN BAY SEE SHEK PAI WAN	HBR	22 15 N	114 09 E	443	AP PUI TONG SEE O PUI TONG	BAY	22 32 N	114 18 E	443
ABERDEEN CHANNEL	CHNM	22 14 N	114 10 E	443	AP TAU PAI	RF	22 32 N	114 16 E	443
ABERDEEN HARBOUR SEE SHEK PAI WAN	HBR	22 15 N	114 09 E	443	AP TSAI WAN	BAY	22 19 N	114 16 E	443
ABERDEEN ISLAND SEE AP LEI CHAU	ISL	22 14 N	114 09 E	443	A SHAN	PPL	22 28 N	114 12 E	443
ABERDEEN RESERVOIR	RSV	22 15 N	114 10 E	443	A SHAN SAN WAI SEE A SHAN	PPL	22 28 N	114 12 E	443
A CHAU SEL TAI A CHAU	ISL	22 10 N	113 54 E	443	A SHAN SHAN TSUI LAM SEE TSUI LAM	PPL	22 28 N	114 12 E	443
A CHAU	ISL	22 26 N	114 13 E	443	A SHAN T'ENG TAU	PPL	22 28 N	114 12 E	443
A CHUU SEL TAI A CHAU	ISL	22 10 N	113 54 E	443	A SHAN TSUI LAM SEE TSUI LAM	PPL	22 28 N	114 12 E	443
A CHOW SEE TAI A CHAU	ISL	22 10 N	113 54 E	443	ASSISTANCE ROCK	RKW	22 14 N	114 09 E	443
AFTERNOON BEACH SEE KWUN YAM WAN	BAY	22 12 N	114 02 E	443	AU HA	PPL	22 32 N	114 12 E	443
AM CHAU SEE A CHAU	ISL	22 26 N	114 13 E	443	AU PUI TONG	PPL	22 33 N	114 17 E	443
A KUNG NGAM	PPL	22 17 N	114 14 E	443	AU PUI TONG SEE O PUI TONG	BAY	22 32 N	114 18 E	443
A KUNG TIN	PPL	22 27 N	114 06 E	443	AU PUI WAN	PPL	22 24 N	114 10 E	443
A KUNG WAN	PPL	22 20 N	114 16 E	443	AU TAU	PPL	22 20 N	114 15 E	443
ALDRICH BAY	BAY	22 17 N	114 14 E	443	AU TAU	PPL	22 27 N	114 02 E	443
ALEXANDER HUCK	RKW	22 18 N	114 19 E	443					
ALEXANDER ROCKS SEE ALEXANDER ROCK	RKW	22 18 N	114 19 E	443					
AMAH ROCK SEE MONG FU SHEK	RKL	22 22 N	114 11 E	443					
A MA WAN	BAY	22 19 N	113 56 E	443					
A MA WAN	BAY	22 33 N	114 26 E	443					
A MA WAN	COVE	22 19 N	113 56 E	443	BARKERS BOTTOM	YAL	22 32 N	114 11 E	443
A MA WAT	PPL	22 31 N	114 15 E	443	BASALT ISLAND SEE FO SHEK CHAU	ISL	22 19 N	114 22 E	443
AP CHAI WAN SEE AP TSAI WAN	BAY	22 19 N	114 16 E	443	BATE HEAD SEE TUEN TSUI	HOLD	22 26 N	114 24 E	443
AP CHAU	ISL	22 33 N	114 16 E	443	BAUFORT ISLAND SEE LO CHAU	ISL	22 11 N	114 15 E	443
AP CHEUK SEE AP CHAU	ISL	22 33 N	114 16 E	443	BAU ISLET SEE CHI CHAU	ISL	22 20 N	114 20 E	443
AP LEI CHAU	ISL	22 14 N	114 09 E	443	BEACON HILL SEE PAT KA SHAN	MT	22 21 N	114 10 E	443
AP LEI PAI	ISL	22 14 N	114 09 E	443	BEAS RIVER SEE SHEUNG YUE HO	STM	22 31 N	114 07 E	443
AP LICHAI SEE AP LEI PAI	ISL	22 14 N	114 09 E	443	BEAS STABLES	CHPM	22 30 N	114 06 E	443
AP LI CHAU SEE AP LLI CHAU	ISL	22 14 N	114 09 E	443	BEAS STABLES CAMP SEE BEAS STABLES	CHPM	22 30 N	114 06 E	443
AP LICHAU SEE YUK KWAI SHAN	HLL	22 14 N	114 09 E	443	BEAUFORT ISLAND SEE LO CHAU	ISL	22 11 N	114 15 E	443
AP LI PAI SEE AP LEI PAI	ISL	22 14 N	114 09 E	443					

BELCHER BAY	BAY	22 17 N	114 07 E	443	BUNSANSIAH ROCK SEE PUN SHAN SHEK	RKW	22 19 N	114 04 E	443
BELCHER POINT	PT	22 17 N	114 08 E	443	BUSH REEF	RF	22 27 N	114 18 E	443
BELCHERS BAY SEE BELCHER BAY	BAY	22 17 N	114 07 E	443	BUTLER, MOUNT SEE PAT HA SHAN	MT	22 16 N	114 12 E	443
BENNET HILL SEE PAN NAP SHAN	HLL	22 15 N	114 10 E	443	BYEWASH RESERVOIR	RSV	22 21 N	114 09 E	443
BENNETS HILL SEE PAN NAP SHAN	HLL	22 15 N	114 10 E	443					
BEN NEVIS	MT	22 33 N	114 12 E	443					
BIG HAT MOUNTAIN SEE TAI HO SHAN	MT	22 25 N	114 07 E	443					
BIG WAVE BAY SEE TAI LONG WAN	BAY	22 15 N	114 15 E	443					
BIRD'S HILL SEE LENG SHAN	MT	22 30 N	114 10 E	443					
BIRDS PASS	PASS	22 29 N	114 10 E	443					
					CALP'S HEAD SEE FU YUNG FIT	MT	22 22 N	114 14 E	443
BLACKDOWN BARRACKS	PT	22 20 N	114 12 E	443	CAMCHON, MOUNT	MT	22 16 N	114 10 E	443
BLACKHEAD POINT SEE TAI PAU MAI	PT	22 18 N	114 10 E	443	CAMP COVE SEE PAK SHA TAU WAN	COVE	22 32 N	114 18 E	443
BLACKHEAD'S POINT SEE TAI PAU MAI	PT	22 18 N	114 10 E	443	CAN CHAU SEE TONG PO SHAN	ISL	22 14 N	114 11 E	443
BLACK HILL SEE HAK KHAI SHAN	HLL	22 19 N	114 15 E	443	CAPE COLLINSON SEE				
BLACK POINT SEE LAN KOK TSUI	PT	22 24 N	113 54 E	443	CAPE COLLINSON TRAINING CENTRE	PRN	22 15 N	114 15 E	443
					CAPE COLLINSON TRAINING CENTRE	PRN	22 15 N	114 15 E	443
BLAKE PIER	PIER	22 17 N	114 09 E	443	CAROLINE HILL	PPLX	22 17 N	114 11 E	443
BLUFF HEAD SEE WONG CHUK KOK TSUI	HOLD	22 31 N	114 20 E	443	CASCADE BAY SEE KAU SAI WAN	BAY	22 21 N	114 19 E	443
BLUFF HEAD SEE WONG MA KOK	PT	22 12 N	114 13 E	443	CASCADE WAN SEE KAU SAI WAN	BAY	22 21 N	114 19 E	443
BLUFF ISLAND SEE SHA TONG HAU SHAN	ISL	22 19 N	114 21 E	443	CASSING CAMP SEE				
BLUFF POINT SEE WONG MA KOK	PT	22 12 N	114 13 E	443	NORWEGIAN FARM CAMP	CNPH	22 29 N	114 05 E	443
BOA VISTA	HLL	22 15 N	114 13 E	443	CASTLE PEAK SEE TSING SHAN	MT	22 23 N	113 57 E	443
BOLDEN HILL SEE KAN SHAN	MT	22 22 N	114 09 E	443	CASTLE PEAK BAY SEE TSING SHAN WAN	BAY	22 23 N	113 58 E	443
BOULDER POINT SEE PAK KOK	PT	22 14 N	114 07 E	443	CASTLE PEAK HOTEL	HLL	22 22 N	114 00 E	443
BOULDER POINT SEE KAU LAU WAN TSUI	PT	22 28 N	114 21 E	443	CASTLE PEAK NEW TOWN	PPL	22 24 N	113 50 E	443
BOULDER POINT SEE KAU LAU WAN TSUI	PT	22 28 N	114 21 E	443	CASTLE ROCK SEE LO CHAU PAK PAI	RKW	22 11 N	114 14 E	443
BRAEMAR RESERVOIR	RSV	22 17 N	114 12 E	443	CAT HILL	HLL	22 31 N	114 09 E	443
BREAKER REEF	RF	22 28 N	114 25 E	443	CAUSEWAY BAY SEE TUNG LO WAN	PPLX	22 17 N	114 11 E	443
BRICK HILL SEE NAN LONG SHAN	HLL	22 14 N	114 10 E	443	CAUSEWAY BAY SEE TUNG LO WAN	ANCH	22 17 N	114 11 E	443
BRIDGE HILL SEE LIN FU TSENG SHAN	HLL	22 14 N	114 13 E	443	CAUSEWAY BAY TYPHOON ANCHORAGE SEE				
BROKEN HEAD SEE PO PIN CHAU	ISL	22 22 N	114 23 E	443	TUNG LO WAN	ANCH	22 17 N	114 11 E	443
					CEMETERY GAP	PASS	22 29 N	114 08 E	443
BROTHER'S POINT SEE TAI LAN KOK	PT	22 21 N	114 01 E	443					
BUFFALO HILL SEE SHUI NGAU SHAN	MT	22 22 N	114 14 E	443					
BUFFALO PASS SEE TAI LO AU	PASS	22 22 N	114 14 E	443	CENTER ISLAND SEE A CHAU	ISL	22 26 N	114 13 E	443

APPROVED FOR RELEASE: 2007/02/09: CIA-RDP01-00707R000100150009-3

CENTRAL DISTRICT SEE CHUNG WAN	PPLK	22 17 N	114 09 E	443	CHAU PUI	SHOR	22 33 N	114 26 E	443
CENTRE ISLAND SEE A CHAU	ISL	22 26 N	114 13 E	443	CHAU TAU	PPL	22 31 N	114 05 E	443
CHA AN CHUK WAN SEE TSAN CHUK WAN	BAY	22 23 N	114 19 E	443	CHAU TSAI	ISL	22 20 N	114 06 E	443
CHA AN PAI SEE CHAN PAI	RKW	22 29 N	114 22 E	443	CHAU TSAI	ISL	22 21 N	114 21 E	443
CHAI KEK	PPL	22 27 N	114 07 E	443	CHAU WAN SEE LUK CHAU WAN	BAY	22 14 N	114 07 E	443
CHAI KEK WAI SEE CHAI KEK	PPL	22 27 N	114 07 E	443	CHA YUE PAI	RF	22 23 N	114 18 E	443
CHAI WAN	PPLX	22 16 N	114 14 E	443	CHA YU PAI SEE CHA YUE PAI	RF	22 23 N	114 18 E	443
CHAI WAN	BAY	22 16 N	114 14 E	443	CHEANG CHAU CHING ISLAND SEE				
CHAI WAN KOK	PPLX	22 23 N	114 06 E	443	SIU KAU VI CHAU	ISL	22 17 N	114 03 E	443
CHAI WAN RESETTLEMENT AREA SEE					CHEANG CHOW CHING SEE				
HING WAN TSUEN	PPLX	22 16 N	114 14 E	443	SIU KAU VI CHAU	ISL	22 17 N	114 03 E	443
CHAK CHOW SEE CHEK CHAU	ISL	22 30 N	114 21 E	443	CHE HA	PPL	22 26 N	114 16 E	443
CHA KAO LING	PPLX	22 18 N	114 14 E	443	CHEK CHAU	ISL	22 30 N	114 21 E	443
CHAN KENG CHAU	PT	22 33 N	114 25 E	443	CHEK CHAU HOI HAP	CHNM	22 30 N	114 21 E	443
CHAN PAI	RKW	22 29 N	114 22 E	443	CHEK CHUE	PPL	22 13 N	114 12 E	443
CHAN SHAN	MT	22 23 N	114 09 E	443	CHEK CHUE WAN	BAY	22 13 N	114 13 E	443
CHAN TAU CHAU	ISL	22 23 N	114 17 E	443	CHE KENG TUK	PPL	22 22 N	114 16 E	443
CHAN TIN SHAN	MT	22 21 N	114 13 E	443	CHEK KENG	PPL	22 25 N	114 21 E	443
CHANG SEE CHEUNG CHAU ISLAND	ISL	22 12 N	114 01 E	443	CHEK KENG HAU	BAY	22 26 N	114 21 E	443
CHANG CHAU SEE CHEUNG CHAU ISLAND	ISL	22 12 N	114 01 E	443	CHEK KOK TAU	PPL	22 33 N	114 17 E	443
CHANG CHAU ROCK SEE					CHEK KOK TAU	PT	22 33 N	114 17 E	443
CHEUNG CHAU ROCK	RKW	22 12 N	114 03 E	443	CHEK KOK TOW SEE CHEK KOK TAU	PT	22 33 N	114 17 E	443
CH'ANG-SHA SEE CHEUNG SHA	PPL	22 14 N	113 57 E	443	CHEK LAP KOK ISLAND	ISL	22 18 N	113 55 E	443
CHAN JI SEE TSEUNG KWAN O	PPL	22 20 N	114 15 E	443	CHEK MUN HOI HAP	CHNM	22 28 N	114 17 E	443
CHANNEL ROCK	RKW	22 18 N	114 13 E	443	CHEK HAI PING	PPL	22 25 N	114 12 E	443
CHANNEL ROCK SEE CHAN PAI	RKW	22 29 N	114 22 E	443	CHE KUNG HUI	PPL	22 22 N	114 11 E	443
CHAN UK PO	PPL	22 29 N	114 07 E	443	CHENAB, RIVER SEE KWAN TEI HO	STM	22 31 N	114 09 E	443
CHAPRANGLIYANG SEE PEI NGO SHAN	MT	22 20 N	114 13 E	443	CH'ENG-MEN HU SEE SHING MUN RIVER	STM	22 23 N	114 11 E	443
CHAP MUN TAU	PPL	22 16 N	113 56 E	443	CHEN WAN SEE TSUN WAN	BAY	22 22 N	114 06 E	443
CHAP WAI KON	PPL	22 23 N	114 12 E	443	CHEONG KING SEE STAMLEY MOUND	MT	22 14 N	114 12 E	443
CHAU KUNG SEE CHAU KUNG ISLAND	ISL	22 16 N	114 03 E	443	CHESHIRE HOME	BLDG	22 13 N	114 12 E	443
CHAU KUNG ISLAND	ISL	22 16 N	114 03 E	443	CHEUNG CHAN SEE CHEUNG CHAU ISLAND	ISL	22 12 N	114 01 E	443
CHAU MEI KUK	PT	22 33 N	114 26 E	443					

APPROVED FOR RELEASE: 2007/02/09: CIA-RDP01-00707R000100150009-3

CHEUNG CHAN ISLAND SEE					CHEUNG SHUE TAU	PPL	22 22 N	114 06 E	443
CHEUNG CHAU ISLAND	ISL	22 12 N	114 01 E	443	CHEUNG SHUI TAN SEE				
CHEUNG CHAU	PPL	22 13 N	114 01 E	443	CHEUNG SHUE TAN	PPL	22 26 N	114 12 E	443
CHEUNG CHAU SEE CHEUNG CHAU ISLAND	ISL	22 12 N	114 01 E	443	CHEUNG SOK	PPL	22 20 N	114 01 E	443
CHEUNG CHAU ISLAND	ISL	22 12 N	114 01 E	443	CHEUNG TING	PPL	22 15 N	113 53 E	443
CHEUNG CHAU ROCK	RK#	22 12 N	114 03 E	443	CHEUNG UK	PPL	22 29 N	114 11 E	443
					CHEUNG UK WAI	PPL	22 25 N	114 22 E	443
CHEUNG CHAU WAN	BAY	22 13 N	114 01 E	443	CHEUNG WO	PPL	22 30 N	114 18 E	443
CHEUNG KANG	PPL	22 26 N	114 14 E	443	CHEVIDTS	HLLS	22 31 N	114 08 E	443
CHEUNG KONG	PPL	22 27 N	114 04 E	443	CHI CHAU	ISL	22 20 N	114 20 E	443
CHEUNG KWAN SEE TSEUNG KWAN O	PPL	22 20 N	114 15 E	443	CHIK MUN SEE CHIK MUN TAU	CHNM	22 32 N	114 19 E	443
CHEUNG KWAN SEE TSEUNG KWAN O	BAY	22 18 N	114 15 E	443					
					CH'IH-LI-CHIAO SEE				
CHEUNG KWAN O SEE TSEUNG KWAN O	PPL	22 20 N	114 15 E	443	CHEK LAP KOK ISLAND	ISL	22 18 N	113 56 E	443
CHEUNG KWAN O SEE TSEUNG KWAN O	BAY	22 18 N	114 15 E	443	CHIK CHAU SEE CHEK CHAU	ISL	22 30 N	114 21 E	443
CHEUNG LEK	PPL	22 29 N	114 06 E	443	CHIK CHAU HAN SEE TAP MUN HOI	CHNM	22 30 N	114 21 E	443
CHEUNG LEK MEI	PPL	22 25 N	114 11 E	443	CHIK CHAU HAU SEE TAP MUN HOI	CHNM	22 30 N	114 21 E	443
CHEUNG LUK TAU	PPL	22 26 N	114 15 E	443	CHIK CHU SEE CHEK CHUE	PPL	22 13 N	114 12 E	443
					CHIK CHU WAN SEE CHEK CHUE WAN	BAY	22 13 N	114 13 E	443
CHEUNG LUK TAU	ISL	22 11 N	115 55 E	443	CHIK KANG SEE CHEK KENG	PPL	22 25 N	114 21 E	443
CHEUNG PAI TAU	RF	22 33 N	114 15 E	443	CHIKKING SEE CHEK KENG	PPL	22 25 N	114 21 E	443
CHEUNG PAI TOW SEE CHEUNG PAI TAU	RF	22 33 N	114 15 E	443	CHIK KING HOI SEE TAI TAN HOI HAP	HBR	22 27 N	114 21 E	443
CHEUNG PEI SHAN	PPL	22 23 N	114 04 E	443	CHIK LAP KOK SEE				
CHEUNG PO	PPL	22 25 N	114 04 E	443	CHEK LAP KOK ISLAND	ISL	22 18 N	113 56 E	443
					CHIK LAP KOK ISLAND SEE				
CHEUNG PO TSAI TUNG	HT	22 12 N	114 01 E	443	CHEK LAP KOK ISLAND	ISL	22 18 N	113 56 E	443
CHEUNG SHA	PPL	22 14 N	113 57 E	443	CHIK MUN SEE CHIK MUN TAU	CHNM	22 32 N	114 19 E	443
CHEUNG SHA LAN	PPL	22 18 N	114 01 E	443	CHIK MUN P. I HAP SEE				
CHEUNG SHA WAN	PPL	22 14 N	114 00 E	443	CHEK MUN HOI HAP	CHNM	22 28 N	114 17 E	443
CHEUNG SHA WAN	PPLX	22 20 N	114 09 E	443	CHIK MUN TAU	CHNM	22 32 N	114 19 E	443
					CHIKTSUI SEE CHEK CHUC	PPL	22 13 N	114 12 E	443
CHEUNG SHEK PAI	PPL	22 10 N	114 15 E	443					
CHEUNG SHEK TSUI	ISL	22 33 N	114 15 E	443	CHI MA HANG	PPLX	22 12 N	114 02 E	443
CHEUNG SHEUNG	PPL	22 26 N	114 18 E	443	CHI MA WAL	PRL	22 14 N	114 00 E	443
					CHI MA WAN PENINSULA	PEN	22 14 N	114 00 E	443
CHEUNG SHIU TAN SEE					CHIM CHAU SEE TSIM CHAU	ISLS	22 24 N	114 23 E	443
CHEUNG SHUE TAN	HT	22 26 N	114 11 E	443					
CHEUNG SHUE TAN	PPL	22 26 N	114 12 E	443					
CHEUNG SHUE TAN	HT	22 26 N	114 11 E	443					

APPROVED FOR RELEASE: 2007/02/09: CIA-RDP01-00707R000100150009-3

APPROVED FOR RELEASE: 2007/02/09: CIA-RDP01-00707R000100150009-3

CHIM CHOW SEE TSIM CHAU	ISLS	22 24 N	114 23 E	443	CHUK YUEN	PPLX	22 21 N	114 11 E	443
CHINA SEA SEE SOUTH CHINA SEA	SEA	15 00 N	115 00 E	443	CHU LOU KOK SEE				
CHINA SELATAN LAUT SEE					CHEK LAP KOK ISLAND	ISL	22 18 N	113 56 E	443
SOUTH CHINA SEA	SEA	15 00 N	115 00 E	443	CHU LOU KOK ISLAND SEE				
CHING E MUN SEE RAMBLER CHANNEL	CHNM	22 21 N	114 07 E	443	CHEK LAP KOK ISLAND	ISL	22 18 N	113 56 E	443
CHIN LAN CHU SEE TAI SHEUNG TOK	NT	22 20 N	114 14 E	443	CHU LU KOK SEE CHEK LAP KOK ISLAND	ISL	22 18 N	113 56 E	443
					CHU LU KOK ISLAND SEE				
CHIN LAN CHUN SEE TSENG LAN ZHUE	PPL	22 20 N	114 14 E	443	CHEK LAP KOK ISLAND	ISL	22 18 N	113 56 E	443
CHINSALCHUI POINT SEE TAI PAU PAI	PT	22 18 N	114 10 E	443					
CHIN-T'IEH SEE KAN TIN	LCTY	22 26 N	114 04 E	443	CHU MA PAI SEE YIN PAI	RKW	22 29 N	114 20 E	443
CHIUCHEN CHU-TAO SEE					CHUN FA LOK	PPL	22 20 N	114 06 E	443
KHO CHAU WAN TO	ISLS	22 16 N	114 21 E	443	CHUNGAM SEE CHUNG HOM WAN	BAY	22 13 N	114 12 E	443
CHIU KENG SAN SHAN	HLL	22 18 N	114 15 E	443	CHUNG AN KOK SEE CHUNG HOM KOK	PT	22 13 N	114 12 E	443
					CHUNGAM WAN SEE CHUNG HOM WAN	BAY	22 13 N	114 12 E	443
CHIU-LUNG SEE KOWLOON	PPL	22 19 N	114 11 E	443					
CHIU-LUNG-KU-CH'ENG SEE					CHUNGHAN KOK SEE CHUNG HOM KOK	PT	22 13 N	114 12 E	443
KOWLOON CITY	FPLX	22 20 N	114 11 E	443	CHUNG HAU	PPL	22 14 N	114 00 E	443
CHIU-LUNG WAN SEE KOWLOON BAY	BAY	22 19 N	114 12 E	443	CHUNG HAU	PPL	22 16 N	114 00 E	443
CHUI HUNG	PPLX	22 20 N	114 12 E	443	CHUNG HOM KOK	PT	22 13 N	114 12 E	443
CHOK KO WAN	BAY	22 19 N	114 02 E	443	CHUMI HOM WAN	BAY	22 13 N	114 12 E	443
CHONG LUI SEE TSAU WAN	COVE	22 18 N	114 14 E	443	CHUNG HSU SEE TSING YI	ISL	22 21 N	114 06 E	443
CHONG SHA WONG KOK SEE					CHUNG HUE SEE TSING YI	ISL	22 21 N	114 06 E	443
HONG HAL SHEK	PT	22 22 N	113 56 E	443	CHUNG HUE ISLAND SEE TSING YI	ISL	22 21 N	114 06 E	443
CHODONG WAN SEE CHUNG WAN	PPLX	22 17 N	114 09 E	443	CHUNG HUM KOK SEE CHUNG HOM KOK	PT	22 13 N	114 12 E	443
CHOW KUNG SEE CHAU KUNG ISLAND	ISL	22 16 N	114 03 E	443	CHUNG JI SEE YAU YUE WAN	PPL	22 20 N	114 15 E	443
CH'UAN-WAN SEE TSUEN WAN	PPL	22 22 N	114 06 E	443					
					CHUNG KWAI CHUNG	PPL	22 22 N	114 08 E	443
CHUEN LO KOK T'JUI	PT	22 28 N	114 20 E	443	CHUNG KWANG SEE TSEUNG KWAN O	BAY	22 18 N	114 15 E	443
CHUEN LUNG	PPL	22 24 N	114 06 E	443	CHUNG KWANG O SEE TSEUNG KWAN O	BAY	22 18 N	114 15 E	443
CHUK HANG	PPL	22 27 N	114 06 E	443	CHUNG LUI SEE TSAU WAN	COVE	22 18 N	114 14 E	443
CHUK HANG	PPL	22 28 N	114 10 E	443	CHUNG MEI	PPL	22 30 N	114 14 E	443
CHUK KOK	PPL	22 21 N	114 15 E	443					
					CHUNG MEI SEE STAUNTON CREEK	STM	22 15 N	114 09 E	443
CHUK UN SEE CHUK YUEN	PPLX	22 21 N	114 11 E	443	CHUNG MEI KOK	PPL	22 28 N	114 22 E	443
CHU KWU CHAU SEE FO YEUK CHAU	ISL	22 14 N	114 08 E	443	CHUNG MEI KOK	PT	22 28 N	114 21 E	443
CHUKWUCHAU CHAU SEE FO YEUK CHAU	ISL	22 14 N	114 08 E	443	CHUNG MEI KOK SHEUNG WAI SEE				
CHUK YUEN	PPL	22 21 N	114 14 E	443	CHUNG MEI KOK	PPL	22 28 N	114 22 E	443
CHUK YUEN	PPL	22 33 N	114 09 E	443	CHUNG PUI	PPL	22 29 N	114 14 E	443

CHUNG SAN HAI	PPL	22 27 N	114 01 E	443	D'AGUILAN, CAPE	SEE HOK TSUI	CAPE	22 13 N	114 16 E	443	
CHUNG UK	PPL	22 15 N	113 52 E	443	D'AGUILAR, CAPE	SEE HOK TSUI	CAPE	22 13 N	114 16 E	443	
CHUNG UK TSUEN	PPL	22 26 N	113 59 E	443	D'AGUILAR PEAK	SEE HOK TSUI SHAN	PT	22 13 N	114 16 E	443	
CHUNG UK TSUEN	PPL	22 27 N	114 08 E	443	D'AGUILAR, CAPE	SEE HOK TSUI	CAPE	22 13 N	114 16 E	443	
CHUNG HAI	PPL	22 28 N	114 21 E	443	DATUM POINT		PT	22 21 N	114 20 E	443	
CHUNG WAN	PPLX	22 17 N	114 09 E	443	DATUM ROCK		RKW	22 16 N	114 04 E	443	
CHUNG WAN	BAY	22 14 N	114 12 E	443	DAVIS, MOUNT		MLL	22 17 N	114 07 E	443	
CHUT MUN	SEE CHIK MUN TAU	CHNM	22 32 N	114 19 E	443	DEEP BAY	SEE HAU HOI WAN	BAY	22 27 N	113 55 E	443
CHU TSUI	SEE HONG HAU SHEK	PT	22 22 N	113 56 E	443	DEEP PASS	SEE WANG MUN HOI	CHNM	22 32 N	114 18 E	443
CLEAR WATER BAY	SEE TSING SHUI WAN	BAY	22 17 N	114 18 E	443	DEEP WATER BAY	SEE SHAN SHUI WAN	DAY	22 14 N	114 17 E	443
CLOUDY HILL	SEE KAU LUNG HANG SHAN	HT	22 29 N	114 10 E	443	DEVILS PEAK	SEE PAU TOI SHAN	MLL	22 18 N	114 14 E	443
COLLINSON, CAPE	SEE HAK KUK TAU	CAPE	22 16 N	114 15 E	443	DIAMOND HILL	SEE TSUEN SHEK SHAN	MLL	22 21 N	114 12 E	443
COLLINSON, MOUNT		HT	22 15 N	114 15 E	443	DILLS CORNER		PPL	22 30 N	114 06 E	443
COLLINSON HEAD	SEE					DILLS CORNER GARDENS		GDN	22 30 N	114 06 E	443
SHA TONG HAU HEI		PT	22 19 N	114 21 E	443	DISCOVERY BAY		BAY	22 18 N	114 01 E	443
COMBER ROCK		RKW	22 18 N	114 01 E	443	DOGWELLS RIDGE		MLL	22 30 N	114 07 E	443
CONIC ISLAND	SEE FAP SANG CHAU	ISL	22 22 N	114 24 E	443	DOGWELLS RIDGE CAMP		CHPM	22 30 N	114 07 E	443
COPSE HILL		MLL	22 31 N	114 10 E	443	DOG HILL		MLL	22 32 N	114 10 E	443
CORAL BEACH	SEE TUNG WAN TSAI	BAY	22 13 N	114 02 E	443	DOUBLE HAVEN		ANCH	22 31 N	114 18 E	443
CORPS RIDGE		RDGE	22 29 N	114 08 E	443	DOUBLE ISLAND	SEE WONG WAN CHAU	ISL	22 31 N	114 18 E	443
COTSWOLDS		HTS	22 30 N	114 11 E	443	DOUGLAS ROCK		RKW	22 18 N	114 04 E	443
COVE HILL	SEE KAU TO SHAN	HT	22 25 N	114 11 E	443	DRAGON'S BACK	SEE WAN CHAN SHAN	RDGE	22 14 N	114 14 E	443
COMB'S HORN, THE	SEE FEI NGO SHAN	HT	22 20 N	114 13 E	443	DUCK ROCKS		RF	22 19 N	114 18 E	443
CRESCENT BAY	SEE NGO HEI WAN	BAY	22 32 N	114 19 E	443	DUKES HILL		MLL	22 31 N	114 10 E	443
CRESCENT COVE	SEE NGO HEI WAN	BAY	22 32 N	114 19 E	443	EAGLES NEST	SEE TSIM SHAN	HT	22 21 N	114 09 E	443
CRESCENT ISLAND	SEE NGO HEI CHAU	ISL	22 32 N	114 19 E	443	EAST ARM	SEE CHEK KENG HAU	BAY	22 26 N	114 21 E	443
CREST HILL		MLL	22 31 N	114 06 E	443	EAST BROTHER	SEE SIU MO TO	ISL	22 20 N	113 59 E	443
CROCODILE HILL	SEE NGOK YUE SHAN	MLL	22 19 N	114 13 E	443	EAST BROTHER ISLAND	SEE SIU MO TO	ISL	22 20 N	113 59 E	443
CROOKED HARBOUR		MBR	22 33 N	114 16 E	443						
CROOKED ISLAND	SEE KAT O CHAU	ISL	22 33 N	114 18 E	443						
CROWN RIDGE		RDGE	22 31 N	114 08 E	443						

APPROVED FOR RELEASE: 2007/02/09: CIA-RDP01-00707R000100150009-3

EAST LAMHA CHANNEL	CHNM	22 14 N	114 09 E	443	FA PEI	PPLX	22 12 N	114 02 E	443
EAST NINEPIN SEE TUNG KWO CHAU	ISL	22 16 N	114 22 E	443	FAR EAST FARM CAMP	FT	22 25 N	113 59 E	443
EAST NINEPIN ISLAND SEE					FA SAN HANG	PPL	22 23 N	114 13 E	443
TUNG KWO CHAU	ISL	22 16 N	114 22 E	443	FATAU CHAU SEE PAT TAU CHAU	ISL	22 17 N	114 16 E	443
EPWORTH VILLAGE	PPLX	22 16 N	114 14 E	443	FATAUMUN SEE PAT TONG MUN	CHNM	22 16 N	114 16 E	443
					FAT TAU CHAU	ISL	22 17 N	114 16 E	443
					FATTAU MUN SEE PAT TONG MUN	CHNM	22 16 N	114 16 E	443
					FATTAU POINT SEE PAT TONG POINT	PT	22 16 N	114 16 E	443
					FATTONG SEE PAT TONG MUN	CHNM	22 16 N	114 16 E	443
					FAT TONG MUN SEE TEI TONG TSUI	PPL	22 16 N	114 17 E	443
					FAT TONG MUN	CHNM	22 16 N	114 16 E	443
FAN CHIN CHAU SEE FAN TSANG CHAU	ISL	22 22 N	114 24 E	443	FAT TONG POINT	PT	22 16 N	114 16 E	443
FAN GARDENS CAMP	CHPM	22 30 N	114 08 E	443	FA YUEN	PPLX	22 17 N	114 13 E	443
FAN KWAI LUN CHAU	ISLS	22 20 N	114 22 E	443	FEI-NGAN SHAN SEE FEI NGO SHAN	MT	22 20 N	114 13 E	443
FAN KWAI TONG	PPL	22 15 N	113 52 E	443	FEI NGAN SHAN SEE FEI NGO SHAN	MT	22 20 N	114 13 E	443
FAN LAU	PEH	22 12 N	113 51 E	443	FEI NGO SHAN	MT	22 20 N	114 13 E	443
FAN LAU HEI WAN	BAY	22 12 N	113 51 E	443	FENG-WAN SEE TAI LONG WAN	BAY	22 24 N	114 23 E	443
FAN LAU SAI WAN	BAY	22 12 N	113 51 E	443	PEN-LING SEE FAN LENG	PPL	22 30 N	114 08 E	443
FAN LAU TUNG WAI	BAY	22 12 N	113 51 E	443	FIR HILL	MLL	22 30 N	114 07 E	443
FAN LENG	PPL	22 30 N	114 08 E	443	FLAT ISLET SEE NGAN CHAU	ISL	22 29 N	114 20 E	443
FAN LENG CHING WAI SEE					FLAT REEF SEE TUNG KING PAI	RP	22 28 N	114 17 E	443
FAN LENG TAI WAI	PPLX	22 30 N	114 08 E	443	FONG MA PO	PPL	22 17 N	114 08 E	443
FAN LENG LAU	PPL	22 30 N	114 08 E	443	FONG PIN SHO	PPLX	22 12 N	114 02 E	443
FAN LENG NAM WAI	PPLX	22 30 N	114 08 E	443	FONG YUEN	PPL	22 16 N	113 56 E	443
FAN LENG PAK WAI	PPLX	22 30 N	114 08 E	443	FO SHEK CHAU	ISL	22 19 N	114 22 E	443
FAN LENG STATION	RSTM	22 30 N	114 08 E	443	FO TAN	PPL	22 24 N	114 12 E	443
FAN LENG TAI WAI	PPLX	22 30 N	114 08 E	443	FO TAU MUN SEE PAT TONG MUN	CHNM	22 16 N	114 16 E	443
FAN LING SEE FAN LENG	PPL	22 30 N	114 08 E	443	FOTAU POINT SEE PAT TONG POINT	PT	22 16 N	114 16 E	443
FANLING STATION SEE					FOWLER MOUNT	MLL	22 31 N	114 05 E	443
FAN LENG STATION	RSTM	22 30 N	114 08 E	443	FO YEUK CHAU	ISL	22 14 N	114 08 E	443
FAN SHUI AU	PPL	22 31 N	114 15 E	443	FO YO KOK	PT	22 15 N	114 09 E	443
FAN TIN TSUEN	PPL	22 30 N	114 04 E	443	FU CHENG SEE NAN LONG SHAN	MLL	22 14 N	114 10 E	443
FAN TSANG CHAU	ISL	22 22 N	114 24 E	443	FUI SHA WAI	PPL	22 26 N	114 00 E	443
FA HENG	PPL	22 20 N	114 03 E	443					

APPROVED FOR RELEASE: 2007/02/09: CIA-RDP01-00707R000100150009-3

APPROVED FOR RELEASE: 2007/02/09: CIA-RDP01-00707R000100150009-3

FUI YIU	PPL	22 21 N	114 08 E	443	FU TAU PUN CHAU	PPL	22 20 N	114 22 E	443
FUI YIU SEE FUI YIU MA	PPL	22 23 N	114 11 E	443	FU TAU PUN CHAU	ISL	22 20 N	114 22 E	443
FUI YIU MA	PPL	22 17 N	113 56 E	443	FU TAU WAT	PLX	22 17 N	114 12 E	443
FUI YIU MA	PPL	22 23 N	114 11 E	443	FU TEI	PPL	22 25 N	113 59 E	443
FUI YIU MA	PPL	22 23 N	114 16 E	443	FU TEI KOK	PPL	22 21 N	114 06 E	443
FUK HING LEE	PPL	22 28 N	114 03 E	443	FU TEI PAI	PPL	22 30 N	114 10 E	443
FUK HING TSUEN	PPL	22 27 N	114 01 E	443	FU TEI WAN	PPL	22 18 N	113 56 E	443
FUK KUN TAU SEE LAM WAN KOK	PT	22 19 N	114 22 E	443	FU YUNG FIT	MT	22 22 N	114 14 E	443
FUKKUN TOW SEE LAM WAN KOK	PT	22 19 N	114 22 E	443	FU YUNG PIT	PPL	22 23 N	114 15 E	443
FUK LUK TSUEN	PPL	22 23 N	114 15 E	443	FU YUNG SHAN	PPL	22 23 N	114 07 E	443
FUK LO TSUEN	PPL	22 28 N	113 59 E	443					
FUK TAK KUNG	PPL	22 32 N	114 06 E	443					
FUNG BAY SEE TAI LONG WAN	BAY	22 24 N	114 23 E	443					
FUNG CHAU SEE NG SHEK PAI	ISL	22 29 N	114 20 E	443					
FUNG CHI HEUNG	PPL	22 27 N	114 01 E	443					
FUNG CHOB SEE NG SHEK PAI	ISL	22 29 N	114 20 E	443	GANGES RIVER SEE PING YUEN HO	STM	22 33 N	114 08 E	443
FUNG HANG	PPL	22 32 N	114 13 E	443	GAU TAU SEE SMEK NGAU CHAU	ISL	22 28 N	114 26 E	443
FUNG HEAD SEE TAI LONG TSUI	HOLD	22 25 N	114 24 E	443	GEORGE ISLAND SEE LUK CHAU	ISL	22 14 N	114 08 E	443
FUNG KAT HEUNG	PPL	22 27 N	114 03 E	443	GIN DRINKERS BAY SEE LAP SAP WAN	COVE	22 21 N	114 07 E	443
FUNG KA WAI	PPL	22 28 N	114 01 E	443	GOLDEN HILL SEE KAN SHAN	MT	22 22 N	114 09 E	443
FUNG KONG TSUEN	PPL	22 28 N	113 59 E	443	GOLIATH HILL SEE NAM FUNG SHAN	HLL	22 28 N	114 20 E	443
FUNG SHUE WO	PPL	22 21 N	114 06 E	443	GORDOK CAMP	FT	22 23 N	113 59 E	443
FUNG WAN SEE TAI LONG WAN	BAY	22 24 N	114 23 E	443	GOUGH MOUNT	MT	22 16 N	114 09 E	443
FUNG WONG SHAN	MT	22 15 N	113 55 E	443	GRASSCUTTER'S PASS SEE				
FUNG WONG SHAN SEE SI TSZ SHAN	RKL	22 21 N	114 11 E	443	TIU TSO NGAN	PASS	22 21 N	114 12 E	443
FUNG WONG VILLAGE	PPLX	22 21 N	114 12 E	443	GRASS ISLAND SEE TAP NUM CHAU	ISL	22 29 N	114 22 E	443
FUNG WONG WU	PPL	22 32 N	114 09 E	443	GRASSEY HILL SEE TSO SHAN	MT	22 25 N	114 10 E	443
FUNG YUEN SEE FUNG YUEN LO TSUEN	PPL	22 28 N	114 11 E	443	GREEN ISLAND SEE SHEK KWU CHAU	ISL	22 12 N	113 59 E	443
FUNG YUEN	VAL	22 28 N	114 11 E	443	GREEN ISLAND	ISL	22 17 N	114 07 E	443
FUNG YUEN LO TSUEN	PPL	22 28 N	114 11 E	443	GREEN ISLET SEE NAM FUNG CHAU	ISL	22 21 N	114 21 E	443
FUTAU CHAN SEE FAT TAU CHAU	ISL	22 17 N	114 16 E	443	GRUFF HEAD SEE NGO KENG TSUI	HOLD	22 29 N	114 19 E	443
FUTAU CHAU SEE FAT TAU CHAU	ISL	22 17 N	114 16 E	443					
FUTAU CHOW SEE FAT TAU CHAU	ISL	22 17 N	114 16 E	443					



APPROVED FOR RELEASE: 2007/02/09: CIA-RDP01-00707R000100150009-3

HA CHE	PPL	22 27 N	114 05 E	443	HAM TIN	PPLX	22 19 N	114 14 E	443
HA CHUK YULN	PPL	22 29 N	114 03 E	443	HANG HA PO	PPL	22 27 N	114 06 E	443
HA CHUNG MEI	PPL	22 21 N	114 06 E	443	HANG HAU SEE HANG HAU TOWN	PPL	22 19 N	114 16 E	443
HADDEN HILL	HLL	22 30 N	114 05 E	443	HANG HAU TOWN	PPL	22 19 N	114 16 E	443
HA PA SHAN	PPL	22 23 N	114 05 E	443	HANG HAU TSUEN	PPL	22 26 N	113 59 E	443
HA HANG	PPL	22 26 N	114 11 E	443	HANG MEI	PPL	22 15 N	113 52 E	443
HA HEUNG YUEN	PPL	22 33 N	114 10 E	443	HANG MEI TSUEN	PPL	22 27 N	114 00 E	443
HA HUNG SEE HA HANG	PPL	22 26 N	114 11 E	443	HANG PUI	PPL	22 14 N	113 53 E	443
HAI WAN SEE CHIU KENG WAN SHAN	HLL	22 18 N	114 15 E	443	HANG TAU	PPL	22 27 N	114 00 E	443
HA KENG	PPL	22 13 N	114 00 E	443	HANG TAU	PPL	22 29 N	114 06 E	443
HA KENG HAU	PPL	22 22 N	114 10 E	443	HANG TAU TAI PO	PPL	22 30 N	114 06 E	443
HAK KOK TAU	CAPE	22 16 N	114 15 E	443	HAN HAI WAN SEE HAU HOI WAN	BAY	22 27 N	113 55 E	443
HAK KWAI SHAN	HLL	22 19 N	114 15 E	443	HAN HUI SEE TUEN MUN SAN HUI	PPL	22 24 N	113 56 E	443
HA KOK	PT	22 11 N	113 55 E	443	HAN-HUI WAN SEE HAU HOI WAN	BAY	22 27 N	113 55 E	443
HA KO TAN	PPL	22 21 N	114 06 E	443	HAPPY VALLEY	PPLX	22 16 N	114 11 E	443
HA KWAI CHUNG	F-IL	22 21 N	114 08 E	443	HARBOUR ISLAND SEE				
HA KWAI CHUNG	PPL	22 22 N	114 08 E	443	PAK SHA TAU CHAU	ISL	22 27 N	114 15 E	443
HALIFAX, MOUNT SEE KWAI TAU LENG	MT	22 30 N	114 11 E	443	HARLEY ROCK SEE YA HO PAI	RKW	22 31 N	114 18 E	443
HA LING PEI	PPL	22 17 N	113 56 E	443	HA SAN WAI	PPL	22 26 N	114 03 E	443
HALLOWES, MOUNT SEE TAI LAN KOI	MT	22 28 N	114 19 E	443	HA SHAN KAI WAT	PPL	22 31 N	114 09 E	443
HA LOI TUNG	PPL	22 31 N	114 10 E	443	HA TAM SHUI HANG	PPL	22 33 N	114 13 E	443
HA MEI SAN TSUEN	PPL	22 27 N	114 00 E	443	HA TEI HA	PPL	22 26 N	114 12 E	443
HA MEI TSUI	PT	22 11 N	114 07 E	443	HAT ROCK SEE PO YUE PAI	RKW	22 18 N	114 22 E	443
HA MEI WAN	BAY	22 12 N	114 07 E	443	HA TSAT MUK KIU	PPL	22 31 N	114 13 E	443
HAMEL WAN SEE HA MEI WAN	BAY	22 12 N	114 07 E	443	HA TSUEN	PPL	22 10 N	113 55 E	443
HAN HANG MEI	PPL	22 31 N	114 13 E	443	HA TSUEN	PPL	22 27 N	113 59 E	443
HAMI SEE HA MEI WAN	BAY	22 12 N	114 07 E	443	HA TSUEN	LCTY	22 27 N	113 59 E	443
HAMITSUI SEE HA MEI TSUI	PT	22 11 N	114 07 E	443	HAU HOI WAN	BAY	22 27 N	113 55 E	443
HA MIU TIN	PPL	22 30 N	114 16 E	443	HAU HOK WAN	BAY	22 18 N	113 54 E	443
HAMI WAN SEE HA MEI WAN	BAY	22 12 N	114 07 E	443	HAU TSZ KOK PAI	RF	22 29 N	114 21 E	443
HAMMER HILL	HLL	22 20 N	114 12 E	443	HA WAI	PPL	22 27 N	114 06 E	443
HAM TIN	PPL	22 14 N	113 59 E	443	HA WAI	PPL	22 26 N	114 21 E	443
HAM TIN	PPL	22 25 N	114 22 E	443	HA WAN TSUEN	PPL	22 31 N	114 04 E	443

HA WO CHE SEE WO CHE	PPL	22 23 N	114 11 E	443	HING WAH TSUEH	PPLX	22 16 N	114 14 E	443
HA WO HANG	PPL	22 32 N	114 12 E	443	HIN TIN	PPL	22 22 N	114 10 E	443
HA WONG YI AU	PPL	22 26 N	114 10 E	443	HO CHUNG	PPL	22 21 N	114 15 E	443
HA WUN YIU	PPL	22 26 N	114 10 E	443	HO HOK SHAN	HLL	22 26 N	114 03 E	443
HA YAU TIN	PPL	22 26 N	114 02 E	443	HOI HA	PPL	22 28 N	114 20 E	443
HA YEUNG	PPL	22 18 N	114 17 E	443	HOI HA SEE HOI HA WAN	BAY	22 28 N	114 20 E	443
HA YEUNG SEE KO TONG HA YEUNG	PPL	22 26 N	114 20 E	443	HOI HA WAN	BAY	22 28 N	114 20 E	443
HA YUEN LENG	PPLX	22 20 N	114 12 E	443	HOI PA	PPLX	22 22 N	114 07 E	443
HEATHER HILL SEE TSIM HUI FUNG	MT	22 22 N	114 13 E	443	HOI PONG KAI SEE TAP MUN SHI	PPL	22 28 N	114 21 E	443
HEATHER PASS SEE SHEK NGA PUI	PASS	22 22 N	114 13 E	443	HOI PUI LENG	PPL	22 32 N	114 12 E	443
HEBE HAVEN SEE PAK SHA WAN	BAY	22 22 N	114 16 E	443	HOKSU NANG SEE HOK TSUI SHAN	MT	22 13 N	114 15 E	443
HEBE HILL SEE TSIM FUNG SHAN	MT	22 20 N	114 14 E	443	HOK TAU SEE HOK TAU WAI	PPL	22 30 N	114 10 E	443
HEBE KNOLL	HLL	22 21 N	114 15 E	443	HOK TAU PAI	PPL	22 31 N	114 11 E	443
HEI LING CHAU	ISL	22 15 N	114 02 E	443	HOK TAU WAI	PPL	22 30 N	114 10 E	443
HEI LO TO SEE WANG CHAU	ISL	22 20 N	114 22 E	443	HOK TSUI	CAPE	22 13 N	114 16 E	443
HEI TSZ WAN	PPL	22 23 N	114 19 E	443	HOK TSUI NANG SEE HOK TSUI SHAN	MT	22 13 N	114 15 E	443
HEUNG CHUNG	PPL	22 21 N	114 15 E	443	HOK TSUI SHAN	MT	22 13 N	114 15 E	443
HEUNG FAN LIU	PPL	22 23 N	114 10 E	443	HOK TSUI WAN	PPL	22 13 N	114 15 E	443
HEUNG KONG TSAI SEE ABERDEEN	PPL	22 15 N	114 09 E	443	HOLE ISLAND SEE WANG CHAU	ISL	22 20 N	114 22 E	443
HEUNG KONG WAN SEE SHAN SHUI WAN	BAY	22 14 N	114 11 E	443	HO LEK PUI	PPL	22 25 N	114 11 E	443
HEUNG LE PAI SEE NGO KENG TSUI	HOLD	22 29 N	114 19 E	443	HO LEK PUI	PPL	22 32 N	114 13 E	443
HEUNG LO PAI SEE NGO KENG TSUI	HOLD	22 29 N	114 19 E	443	HOLY CROSS PATH VILLAGE	PPLX	22 17 N	114 13 E	443
HEUNG LO PO SEE NGO KENG TSUI	HOLD	22 29 N	114 19 E	443	HO MAN TIN	PPLX	22 19 N	114 11 E	443
HEUNG NGAH	LCTY	22 10 N	114 15 E	443	HONGHAM BAY SEE HUNG HON WAN	BAY	22 18 N	114 11 E	443
HEUNG TO WAN	BAY	22 14 N	114 15 E	443	HONG KONG	PCLD	22 15 N	114 10 E	443
HEUNG YUEN WAI	PPL	22 33 N	114 10 E	443	HONG KONG SEE HONG KONG ISLAND	ISL	22 15 N	114 11 E	443
HIGH HILL	HLL	22 31 N	114 09 E	443	HONG KONG, COLONY OF SEE HONG KONG	PCLD	22 15 N	114 10 E	443
HIGH ISLAND SEE					HONG KONG, UNIVERSITY OF	SCHU	22 17 N	114 08 E	443
LEUNG SHUEN WAN CHAU	ISL	22 21 N	114 21 E	443	HONG KONG HARBOUR SEE				
HIGH JUNK PEAK SEE TIU YUE YUNG	MT	22 18 N	114 17 E	443	VICTORIA HARBOUR	HBR	22 17 N	114 10 E	443
HIGH WEST	MT	22 16 N	114 08 E	443	HONG KONG ISLAND	ISL	22 15 N	114 11 E	443
HILL ABOVE BELCHERS	HLL	22 17 N	114 08 E	443	HONG LOK TSUEN	PPL	22 28 N	114 09 E	443
HING LUNG TSUEN	PPL	22 27 N	114 10 E	443	HONG MEI TSUEN	PPL	22 27 N	113 59 E	443

HO PAI	RKW	22 20 N	114 17 E	443	HWANG NGAI CHOW WAN SEE			
HO PUI	PPL	22 25 N	114 04 E	443	TSAM CHUK WAN	BAY	22 23 N	114 19 E 443
HO SHEUNG HEUNG	PPL	22 31 N	114 06 E	443				
HO TIN	PPL	22 24 N	113 58 E	443				
HO TUNG LAU	PPL	22 24 N	114 12 E	443				
HSIA-MO-TAO SEE SIU MO TO	ISL	22 20 N	113 59 E	443				
HSIANG-CHIANG SEE HONG KONG	PCLD	22 15 N	114 10 E	443				
HSIANG-CHIANG SEE HONG KONG ISLAND	ISL	22 15 N	114 11 E	443	INDUS. RIVER SEE NG TUNG HO	STM	22 32 N	114 07 E 443
HSIANG-KANG SEE HONG KONG ISLAND	ISL	22 15 N	114 11 E	443	INNER PORT SHELTER SEE			
HSI-NAN-LIAO SHUI-TAO SEE					SAI KUNG HOI	BAY	22 22 N	114 17 E 443
WEST LAMHA CHANNEL	CHNM	22 13 N	114 04 E	443	I O TSUEN SEE YI O SAN TSUEN	PPL	22 14 N	113 51 E 443
					I PAK SEE YI PAK	PPL	22 18 N	114 01 E 443
HSI-YA CHOW SEE SIU A CHAU	ISL	22 11 N	113 55 E	443	ISLAND BAY SEE HEUNG TO WAN	BAY	22 14 N	114 15 E 443
HWANG NGAI SEE WONG HAI CHAU	ISL	22 21 N	114 22 E	443				
HUNCHBACK HILLS SEE NGAU NGAK SHAN	MTS	22 25 N	114 15 E	443	ISLAND HOUSE	BLDG	22 27 N	114 11 E 443
HUNCH BACKS, THE SEE					ISLANDS AREA SEE ISLANDS DISTRICT	ADMD	22 21 N	114 14 E 443
NGAU NGAK SHAN	MTS	22 25 N	114 15 E	443	ISLANDS DISTRICT	ADMD	22 21 N	114 14 E 443
HUNG FA NGAN	PPL	22 17 N	113 59 E	443	ITALIAN BEACH SEE PO YUE WAN	BAY	22 12 N	114 01 E 443
HUNG HOM	PPLX	22 18 N	114 11 E	443				
HUNG HOM BAY SEE HUNG HOM WAN	BAY	22 18 N	114 11 E	443				
HUNG HOM WAN	BAY	22 18 N	114 11 E	443				
HUNG-K'AN SEE HUNG HOM	PPLX	22 18 N	114 11 E	443				
HUNG LENG	PPL	22 31 N	114 10 E	443				
HUNG SHEK MUN	BAY	22 31 N	114 17 E	443	JAN CHAU SEE TIT CHAN CHAU	ISL	22 16 N	114 16 E 443
HUNG SHING YE	PPL	22 13 N	114 07 E	443	JARDINES LOOKOUT	PPLX	22 16 N	114 11 E 443
HUNG SHUI	PPL	22 17 N	114 00 E	443	JARDINES LOOKOUT	MT	22 16 N	114 12 E 443
HUNG TIN	PPL	22 27 N	114 02 E	443	JHELM, RIVER SEE TAN SHAN HO	STM	22 31 N	114 10 E 443
HUNG TSD TIN	PPL	22 26 N	114 02 E	443	JIN ISLAND SEE TIU CHUNG CHAU	ISL	22 20 N	114 19 E 443
HUNG UK TSUEN	PPL	22 26 N	114 00 E	443	JOHNSTON, MOUNT SEE YUK KWAI SHAN	HLL	22 14 N	114 09 E 443
HWANG NGAI CHAU SEE WONG HAI CHAU	ISL	22 21 N	114 22 E	443	JONES COVE SEE HOI HA WAN	BAY	22 28 N	114 20 E 443
HWANG NGAI CHAU WAN SEE					JORDAN VALLEY	PPLX	22 20 N	114 13 E 443
TSAM CHUK WAN	BAY	22 23 N	114 19 E	443	JOSS HOUSE BAY SEE TAI MIU WAN	BAY	22 16 N	114 17 E 443
HWANGNGAI CHOW SEE WONG HAI CHAU	ISL	22 21 N	114 22 E	443	JOSS HOUSE POINT SEE SAM PO SHEK	PT	22 29 N	114 20 E 443

JUBILEE RESERVOIR SEE									
SHING MUN RESERVOIR	RSV	22 23 N	114 09 E	443	KAM TIN SHI	PPL	22 26 N	114 04 E	443
JUNK BAY SEE TSEUNG KWAN O	BAY	22 18 N	114 15 E	443	KAM TSIN	PPL	22 30 N	114 07 E	443
JUNK ISLAND SEE PAT TAU CHAU	ISL	22 17 N	114 16 E	443	KANTSIIN SEE KAM TIN	LCTY	22 26 N	114 04 E	443
JUNK ROCK SEE HA YAN PAI	RKV	22 28 N	114 21 E	443	KAM TSIN WAI	PPL	22 26 N	114 04 E	443
					KAM TSTA WAI SEE KAN TSIN WAI	PPL	22 26 N	114 04 E	443
					KANG LAU SHEK	PT	22 33 N	114 26 E	443
					KANG MUN SEE WONG CHUK KOK MUN	CHNM	22 30 N	114 18 E	443
					KAN TAU TSUEN	PPL	22 31 N	114 10 E	443
					KAN TAU WAI	PPL	22 32 N	114 09 E	443
					KAO SAI SEE KAU SAI	PPL	22 21 N	114 19 E	443
					KAO TAO SEE LEUNG SHUEN WAM CHAU	ISL	22 21 N	114 21 E	443
KAI CHAU	ISL	22 22 N	114 19 E	443	KAP PIN LONG	PPL	22 23 N	114 16 E	443
KAI HAR	PPL	22 22 N	114 14 E	443	KAP SHUI MUN	CHNM	22 21 N	114 03 E	443
KAI KEUNG LENG	HT	22 28 N	114 05 E	443	KAP SING MUN SEE KAP SHUI MUN	CHNM	22 21 N	114 03 E	443
KAI KUK SHUE HA	PPL	22 32 N	114 13 E	443	KAT HING WAI	PPL	22 27 N	114 04 E	443
KAI KUNG TAU	MDLD	22 33 N	114 19 E	443					
					KAT O SEE KAT O SHEUNG WAI	PPL	22 33 N	114 17 E	443
KAIKUNG TOW SEE KAI KUNG TAU	MDLD	22 33 N	114 19 E	443	KAT O CHAU	ISL	22 33 N	114 18 E	443
KAI LENG	PPL	22 30 N	114 08 E	443	KAT O SHEUNG WAI	PPL	22 33 N	114 17 E	443
KAI LUNG WAN	COVE	22 15 N	114 08 E	443	KAT TSAI SHUE SHAN SEE				
KAI PEI HA	PT	22 16 N	114 15 E	443	TAI HUN SHAN	HT	22 25 N	114 22 E	443
KAI TSZ SHAN	HLL	22 18 N	114 14 E	443	KAUI CHAU SEE KAU YI CHAU	ISL	22 17 N	114 04 E	443
					KAU I CHAU ISLAND SEE KAU YI CHAU	ISL	22 17 N	114 04 E	443
KAI YI WAN	PPL	22 20 N	114 22 E	443	KAUI CHOU SEE KAU YI CHAU	ISL	22 17 N	114 04 E	443
KAK HANG TUN	PPL	22 24 N	114 16 E	443	KAUI CHOU ISLAND SEE KAU YI CHAU	ISL	22 17 N	114 04 E	443
KAK TIN	PPL	22 22 N	114 11 E	443	KAU I CHOW SEE KAU YI CHAU	ISL	22 17 N	114 04 E	443
KAN CHEUK PAI SEE KAN CHUK PAI	PPL	22 29 N	114 16 E	443	KAU LAU WAN	PPL	22 28 N	114 22 E	443
KAN CHUK KOK	PT	22 21 N	114 05 E	443					
					KAU LAU WAN HOI	CHNM	22 28 N	114 22 E	443
KAN CHUK PAI	PPL	22 29 N	114 16 E	443	KAU LAU WAN TSUI	PT	22 28 N	114 21 E	443
KAN HING WAI	PPL	22 27 N	114 04 E	443	KAU LING CHUNG	PT	22 12 N	113 52 E	443
KAN SHAN	PPL	22 27 N	114 09 E	443	KAU LIU HA	PPL	22 28 N	114 09 E	443
KAN SHAN	HT	22 28 N	114 09 E	443	KAU LUNG HANG SEE				
KAN TIN	LCTY	22 26 N	114 04 E	443	KAU LUNG HANG LO WAI	PPL	22 29 N	114 10 E	443
KANTINHU SEE KAN TIN SHI	PPL	22 26 N	114 04 E	443	KAU LUNG HANG LO WAI	PPL	22 29 N	114 10 E	443
KAN TIN HUI SEE KAN TIN SHI	PPL	22 26 N	114 04 E	443					
KAN TIN SAN TSUEN	PPL	22 27 N	114 04 E	443					

APPROVED FOR RELEASE: 2007/02/09: CIA-RDP01-00707R000100150009-3

KAU LUNG HANG SAN WAI	PPL	22 29 N	114 06 E	443	KEI LING HA LO WEI SEE				
KAU LUNG HANG SHAN	MT	22 29 N	114 10 E	443	KEI LING HA LO WAI	PPL	22 25 N	114 16 E	443
KAU LUNG PEAK SEE FEI NGO SHAN	MT	22 20 N	114 13 E	443	KEI LING HA SAN WAI	PPL	22 25 N	114 16 E	443
KAU LUNG ROCK SEE KOWLOON ROCK	RKW	22 18 N	114 12 E	443	KEI LING HA SAN WEI SEE				
KAU LUNG SHENG SEE KOWLOON CITY	PPLX	22 20 N	114 11 E	443	KEI LING HA SAN WAI	PPL	22 25 N	114 16 E	443
					KEI LUN WAI	PPL	22 25 N	113 58 E	443
KAU LUNG TONG SEE KOWLOON TONG	PPLX	22 20 N	114 11 E	443	KEIPEIHA SEE KAI PEI HA	PT	22 16 N	114 15 E	443
KAU MAN	PPLX	22 17 N	114 13 E	443					
KAU PA KANG SEE KAU WA KENG	PPL	22 21 N	114 08 E	443	KEI PI HA SEE KAI PEI HA	PT	22 16 N	114 15 E	443
KAU PEI CHAU	ISL	22 12 N	114 15 E	443	KEI PIK SHAN	PPL	22 22 N	114 15 E	443
KAU PI CHAU SEE KAU PEI CHAU	ISL	22 12 N	114 15 E	443	KEI YAN SHEK	RKSW	22 22 N	114 20 E	443
					KELLET BAY SEE KAI LUNG WAN	COVE	22 15 N	114 08 E	443
KAU PUI CHAU SEE KAU PEI CHAU	ISL	22 12 N	114 15 E	443	KELLET ISLAND SEE KELLETT ISLAND	ISL	22 17 N	114 11 E	443
KAU SAI	PPL	22 21 N	114 19 E	443					
KAU SAI CHAU	ISL	22 22 N	114 19 E	443	KELLETT MOUNT	MT	22 16 N	114 09 E	443
KAU SAI WAN	BAY	22 21 N	114 19 E	443	KELLETT BAY SEE KAI LUNG WAN	COVE	22 15 N	114 08 E	443
KAU SAN TEI	PPL	22 16 N	113 52 E	443	KELLETT ISLAND	ISL	22 17 N	114 11 E	443
					KENG HAU SEE MA KENG HAU	PPL	22 22 N	114 10 E	443
KAU SAN TEI	PT	22 16 N	113 52 E	443	KENG PANG HA	PPL	22 24 N	114 16 E	443
KAU SHAT WAN	PPL	22 16 N	114 01 E	443					
KAU SHI WAI	PPL	22 28 N	114 11 E	443	KENNEDY TOWN	PPLX	22 17 N	114 07 E	443
KAU TAN TSO	PPL	22 30 N	114 15 E	443	KEUI ISLAND SEE KAU SAI CHAU	ISL	22 22 N	114 19 E	443
KAU TO	PPL	22 25 N	114 12 E	443	KEUNG SHAN SEE LOWER KEUNG SHAN	PPL	22 15 N	113 53 E	443
					KIDNEY HILL	HLL	22 31 N	114 06 E	443
KAU TONG HAU	BAY	22 26 N	114 20 E	443	KIK YEUNG TSUEN	PPL	22 27 N	114 01 E	443
KAU TO SHAN	MT	22 25 N	114 11 E	443					
KAU TSIN UK	PPL	22 21 N	114 14 E	443	KI LING HA SEE SAI KENG	PPL	22 25 N	114 16 E	443
KAU WA KANG SEE KAU WA KENG	PPL	22 21 N	114 08 E	443	KILPATRICK MOUNT	HLL	22 31 N	114 05 E	443
KAU WA KENG	PPL	22 21 N	114 08 E	443	KINGS HILL	HLL	22 31 N	114 10 E	443
					KINGS PARK	PPLX	22 19 N	114 10 E	443
KAU WA KENG SAN TSUEN	PPL	22 21 N	114 08 E	443	KITTEN HILL	HLL	22 31 N	114 10 E	443
KAU YI CHAU	ISL	22 17 N	114 04 E	443					
KEI CHAU	ISL	22 17 N	114 19 E	443	KIU SAI	PPL	22 26 N	114 00 E	443
KEI HOK TAU	PT	22 23 N	114 23 E	443	KIU TAU	PPL	22 29 N	114 09 E	443
KEI LING HA SEE SAI KENG	PPL	22 25 N	114 16 E	443	KIU TAU WAI	PPL	22 27 N	114 00 E	443
					KIU TSUI	PPL	22 22 N	114 17 E	443
KEI LING HA MOI	BAY	22 26 N	114 17 E	443	KIU TSUI CHAU	ISL	22 22 N	114 17 E	443
KEI LING HA LO WAI	PPL	22 25 N	114 16 E	443					
					KI YAN SIA SEE KEI YAN SHEK	RKSW	22 22 N	114 20 E	443

KI YAN SIAK SEE KEI YAN SHEK	RKSW	22 22 N	114 20 E	443	KOWLOON DOCKYARDS SEE			
KI YAN STA SEE KEI YAN SHEK	RKSW	22 22 N	114 20 E	443	KOWLOON DOCKS	DCK	22 18 N	114 11 E 443
KNOB REEF SEE TUNG KING PAI	RF	22 28 N	114 17 E	443	KOWLOON PEAK SEE FEI NGO SHAN	MT	22 20 N	114 13 E 443
KOK TAI PAI	TF	22 31 N	114 18 E	443	KOWLOON PENINSULA	PEN	22 19 N	114 11 E 443
KO LONG	PPL	22 13 N	114 06 E	443	KOWLOON POINT SEE TSIH SHA TSUI	PT	22 17 N	114 10 E 443
					KOWLOON RESERVOIR	RSV	22 21 N	114 09 E 443
KONG CHAU SEE KUNG CHAU	ISLS	22 29 N	114 22 E	443	KOWLOON ROCK	RKW	22 18 N	114 12 E 443
KONG CHOW SEE KUNG CHAU	ISLS	22 29 N	114 22 E	443	KOWLOON TONG	PPLX	22 20 N	114 11 E 443
KONG HA	PPL	22 33 N	114 13 E	443	K'UAI-HUO KU SEE HAPPY VALLEY	PPLX	22 16 N	114 11 E 443
KONG HILL	HLL	22 30 N	114 08 E	443	KUAN T'ANG SEE KWUN TONG	PPLX	22 19 N	114 13 E 443
KONG MUN SEE KWUN MUN	CHNM	22 22 N	114 22 E	443	KUK CHAU SEE LUK CHAU	ISL	22 14 N	114 08 E 443
KONG PU TSUEN	PPL	22 22 N	114 13 E	443	KUK LIU	PPL	22 23 N	114 10 E 443
KONG SIH WAN	BAY	22 16 N	114 08 E	443	KUK PO	PPL	22 32 N	114 14 E 443
KONG TA / PAI	ISL	22 20 N	114 22 E	443	KUK PO	VAL	22 32 N	114 14 E 443
KONG TAU SAN TSUEN	PPL	22 26 N	114 02 E	443	KUNG CHAU	ISLS	22 29 N	114 22 E 443
KONG TAU TSUEN	PPL	22 26 N	114 02 E	443	KUNG KEI TSUI SEE KEI KOK TAU	PT	22 23 N	114 23 E 443
KON HANG	PPL	22 26 N	114 12 E	443	KUNG HAN TSUEN	PPLX	22 17 N	114 07 E 443
KON MUN SEE KWUN MUN	CHNM	22 22 N	114 22 E	443	KUNG MIU	PPL	22 22 N	114 11 E 443
KON TONG SEE KWUN TONG	PPLX	22 19 N	114 13 E	443	KUNG TONG SEE KWUN TONG	PPLX	22 19 N	114 13 E 443
KOON TSOI KOK SEE KWUN TSOI KOK	PT	22 29 N	114 20 E	443	KUN GU WAN SEE CHUNG HON WAN	BAY	22 13 N	114 12 E 443
KO PAI SEE WONG CHUK KOK	PT	22 13 N	114 09 E	443	KUNJAI KOK SEE TIT CHAN CHAU	ISL	22 16 N	114 16 E 443
KO PAI	RKSW	22 11 N	113 05 E	443	KUN TONG SEE KWUN TONG	PPLX	22 19 N	114 13 E 443
KO PO	PPL	22 31 N	114 10 E	443	KUN TSOI KOK SEE TIT CHAN CHAU	ISL	22 16 N	114 16 E 443
KO PO TSUEN	PPL	22 27 N	114 03 E	443	KUNYANSLIM RANGE SEE			
KOP TONG	PPL	22 31 N	114 15 E	443	WAN CHAN SHAN	ROGE	22 14 N	114 14 E 443
KO TIN HON	PPL	22 27 N	114 08 E	443	KWAI CHAU SEE KAI CHAU	ISL	22 22 N	114 19 E 443
					KWAI CHUNG SEE HA KWAI CHUNG	PPL	22 21 N	114 08 E 443
KO TONG	PPL	22 26 N	114 19 E	443	KWAI CHUNG SEE CHUNG KWAI CHUNG	PPL	22 22 N	114 08 E 443
KO TONG HA YEUNG	PPL	22 26 N	114 20 E	443	KWAI LING SEE PAU TOI SHAN	HLL	22 18 N	114 14 E 443
KOWLOON	PPL	22 19 N	114 11 E	443	KWAI PO LAU	PPL	22 26 N	114 14 E 443
KOWLOON SEE KOWLOON CITY	PPLX	22 20 N	114 11 E	443	KWAI SHAN	HLL	22 14 N	114 13 E 443
KOWLOON SEE KOWLOON PENINSULA	PEN	22 19 N	114 11 E	443	KWAI SHEK	PT	22 21 N	114 03 E 443
KOWLOON BAY	BAY	22 19 N	114 12 E	443	KWAI TAU LENG	PPL	22 30 N	114 11 E 443
KOWLOON CITY	PPLX	22 20 N	114 11 E	443				
KOWLOON DOCKS	DCK	22 18 N	114 11 E	443				

APPROVED FOR RELEASE: 2007/02/09: CIA-RDP01-00707R000100150009-3

KWAI TAU LENG	HT	22 30 N	114 11 E	443	LAI CHI SHAN	PPL	22 26 N	114 10 E	443
KWAI TAU LING SEE KWAI TAU LENG	PPL	22 30 N	114 11 E	443	LAI CHI WO	PPL	22 32 N	114 15 E	443
KWAI TAU SHAN SEE KWAI TAU LENG	HT	22 30 N	114 11 E	443	LAI CHI YUEN	PPL	22 23 N	114 11 E	443
KWAI TSAI WAN	BTVD	22 13 N	114 01 E	443	LAI PEK SHAN	PPL	22 29 N	114 13 E	443
KWAI YI TAN	BAY	20 15 N	114 17 E	443	LAI TAU SHEK	PPL	22 31 N	114 16 E	443
KWAN TEI	PPL	22 31 N	114 09 E	443	LAK LEI TSAI	ISLS	22 18 N	114 19 E	443
KWAN TEI HO	STM	22 31 N	114 09 E	443	LAK WA CHAU	PPL	22 31 N	114 05 E	443
KWAT TAU TAN	BAY	22 23 N	114 19 E	443	LAK TUI WAN SEE SHEK KWU WAN	PT	22 22 N	114 18 E	443
KWAU CHAU SEE KAI CHAU	ISL	22 22 N	114 19 E	443	LAMB HILL	MLL	22 31 N	114 09 E	443
KWO CHAU KWAN TO	ISLS	22 16 N	114 21 E	443	LAM CHE	PPL	22 16 N	113 55 E	443
KWO LO WAN	PPL	22 18 N	113 56 E	445	LAM HAU	PPL	22 26 N	114 01 E	443
KWUN CHAM WAM	ISL	22 23 N	114 18 E	443	LAMHA ISLAND SEE POK LIU CHAU	ISL	22 12 N	114 08 E	443
KWUN HANG	PPL	22 26 N	114 15 E	443	LAMHA PATCH	RF	22 15 N	114 07 E	443
KWUN MUN	CHNM	22 22 N	114 22 E	443	LAM SAN TING SEE PAK KA SHAN	MT	22 16 N	114 13 E	443
KWUN MUN	RUIN	22 22 N	114 22 E	443	LAM TEI	PPL	22 25 N	113 59 E	443
KWUN TONG	PPLX	22 19 N	114 13 E	443	LAM TIN	PPL	22 21 N	114 06 E	443
KWUN TONG TSAI WAN	COVE	22 18 N	114 14 E	443	LAMTONG SEE TUNG LUNG ISLAND	ISL	22 15 N	114 17 E	443
KWUN YSAI	ISL	22 16 N	114 17 E	443	LAM TONG HOI HAP	CHNM	22 15 N	114 15 E	443
KWUN, TSOI KOK	PT	22 29 N	114 20 E	443	LAMTONG ISLAND SEE				
KWUN YAN KENG	PPL	22 26 N	114 07 E	443	TUNG L'ING ISLAND	ISL	22 15 N	114 17 E	443
KWUN YAN SHAN	PPL	22 22 N	114 13 E	443	LAM TON, MEI	PT	22 14 N	114 17 E	443
KWUN YAN SHAN SEE WAN CHAM SHAN	RDGE	22 14 N	114 14 E	443	LAM TSUEN SAN TSUEN	PPL	22 27 N	114 08 E	443
KWUN YAN WAN	BAY	22 12 N	114 02 E	443	LAMTUNG ISLAND SEE				
KWU TUNG	PPL	22 30 N	114 06 E	443	TUNG LUNG ISLAND	ISL	22 15 N	114 17 E	443
					LAM UK WAI	PPL	22 25 N	114 22 E	443
					LAM WAN KOK	PT	22 19 N	114 22 E	443
					LAM KOK TSUI	PT	22 24 N	113 54 E	443
					LAM NAI WAN	PPL	22 15 N	114 14 E	443
					LAM NAI WAN	BAY	22 10 N	113 55 E	443
LAFFANS PLAIN	VAL	22 32 N	114 09 E	443	LAM NAI WAN	VAL	22 23 N	114 20 E	443
LAI CHEE CHONG SEE LAI CHI CHONG	PPL	22 27 N	114 18 E	443	LAM-NAI-WAN SEF				
LAI CHI CHONG	PPL	22 27 N	114 18 E	443	LAM NAI WAN TSAU UK	PPL	22 23 N	114 20 E	443
LAI CHI KOK	PPLX	22 20 N	114 08 E	443	LAM NAI WAN LEI UK	PPL	22 23 N	114 20 E	443

LAN HAI WAN HAN UK	PPL	22 23 N	114 20 E	443	LEI U MUN SEE LEI YUE MUN	PPLX	22 17 N	114 14 E	443
LAN HAI WAN TSAU UK	PPL	22 23 N	114 20 E	443	LEI U MUN SEE LEI YUE MUN	CHNM	22 17 N	114 14 E	443
LAN SHUEN PAI	RF	22 32 N	114 16 E	443	LEI U MUN POINT SEE				
LAN TAO SEE TAI YUE SHAN	ISL	22 15 N	113 56 E	443	LEI YUE MUN POINT	PT	22 17 N	114 14 E	443
LANTAO CHANNEL	CHNM	22 10 N	113 50 E	443	LEI YUE MUN	PPLX	22 17 N	114 14 E	443
					LEI YUE MUN	CHNM	22 17 N	114 14 E	443
LANTAO ISLAND SEE TAI YUE SHAN	ISL	22 15 N	113 56 E	443					
LAN TAO PEAK SEE FUNG WONG SHAN	MT	22 15 N	113 55 E	443	LEI YUE MUN BAY	BAY	22 17 N	114 14 E	443
LAN TAU SEE TAI YUE SHAN	ISL	22 15 N	113 56 E	443	LEI YUE MUN FORT	PT	22 17 N	114 14 E	443
LAN TAU CHANNEL SEE LANTAO CHANNEL	CHNM	22 10 N	113 50 E	443	LEI YUE MUN POINT	PT	22 17 N	114 14 E	443
LAN TAU ISLAND SEE TAI YUE SHAN	ISL	22 15 N	113 56 E	443	LEK HEI	PPL	22 32 N	114 12 E	443
					LEMA CHANNEL	CHNM	22 07 N	114 17 E	443
LAN TAU PEAK SEE FUNG WONG SHAN	MT	22 15 N	113 55 E	443					
LAO SHUI PAI SEE LO SHUE PAI	PT	22 17 N	114 14 E	443	LE MOTTÉE SHOAL SEE				
LAP SAP CHAU	ISL	22 23 N	114 17 E	443	HAU TSE KOK PAI	RF	22 29 N	114 21 E	443
LAP SAP WAN	BAY	22 13 N	114 15 E	443	LENG PEI TSUEN	PPL	22 31 N	114 11 E	443
LAP SAP WAN	COVE	22 21 N	114 07 E	443	LENG SHAN	MT	22 30 N	114 10 E	443
					LENG TSAI	PPL	22 31 N	114 10 E	443
LAP WO TSUEN	PPL	22 32 N	114 13 E	443	LEUNG FAI TIN	PPL	22 18 N	114 17 E	443
LAP WO TSUEN SEE SHEK CHUNG AU	PPL	22 32 N	114 13 E	443					
LAU FAU SHA	PPL	22 17 N	113 56 E	443	LEUNG SHUEN WAN	PPL	22 21 N	114 21 E	443
LAU FAU SHAN	LCTY	22 28 N	113 59 E	443	LEUNG SHUEN WAN CHAU	ISL	22 21 N	114 21 E	443
LAU HANG	PPL	22 28 N	114 11 E	443	LEUNG SHUEN WAN HOI	HBR	22 21 N	114 20 E	443
					LEUNG SHUI TSUNG	PPL	22 27 N	114 08 E	443
LAU HAI WAN SEE					LEUNG YIN TSUEN	PPL	22 25 N	113 58 E	443
LAN HAI WAN TSAU UK	PPL	22 23 N	114 20 E	443					
LAU SHUI HEUNG	PPL	22 30 N	114 10 E	443	LEUNG UK	PPL	22 15 N	113 52 E	443
LAWKONG SEE LUK KENG WONG UK	PPL	22 31 N	114 13 E	443	LI-WA CHANNEL SEE LEMA CHANNEL	CHNM	22 07 N	114 17 E	443
LEAD NINE PASS SEE YUEN KONG AU	PASS	22 25 N	114 09 E	443	LI-WA SHUI-TAO SEE LEMA CHANNEL	CHNM	22 07 N	114 17 E	443
LEASED TERRITORY SEE					LIN AU	PPL	22 27 N	114 09 E	443
NEW TERRITORIES	LTER	22 25 N	114 05 E	443	LIN FA SHAN	MT	22 24 N	114 05 E	443
LECKY PASS	PASS	22 32 N	114 06 E	443	LIN FA YEI	PPL	22 26 N	114 05 E	443
LEDGE POINT SEE CHEUNG PAI TAU	RF	22 33 N	114 15 E	443	LIN FU TSUNG SHAN	HLL	22 14 N	114 13 E	443
LEIGHTON HILL	PPLX	22 17 N	114 11 E	443	LING HILL	HLL	22 30 N	114 08 E	443
LEI UK	PPL	22 32 N	114 09 E	443	LING HAN SAN TSUEN	PPLX	22 18 N	114 14 E	443
LEI UK TSUEN	PPL	22 26 N	114 00 E	443	LIN HA HANG	PPL	22 33 N	114 11 E	443
LEI UK TSUEN	PPL	22 27 N	113 59 E	443	LIN TONG HEI	PPL	22 29 N	114 07 E	443



APPROVED FOR RELEASE: 2007/02/09: CIA-RDP01-00707R000100150009-3

LIN TONG MEI TSOI YUEN	PPL	22 29 N	114 07 E	443	LONG KE WAN	BAY	22 22 N	114 23 E	443
LION ROCK SEE SZ TSZ SHAM	RKL	22 21 N	114 11 E	443	LONG MEI	PPL	22 23 N	114 16 E	443
LITTLE GREEN ISLAND	ISL	22 17 N	114 07 E	443	LONG POINT SEE PAK HA TSUI	PT	22 21 N	114 16 E	443
LITTLE SAI WAN SEE SIU CHAI WAN	BAY	22 16 N	114 15 E	443	LONG RIDGE	RDGE	22 31 N	114 09 E	443
LIU POK	PPL	22 32 N	114 06 E	443	LONG VALLEY	VAL	22 30 N	114 07 E	443
LIU TO	PPL	22 21 N	114 06 E	443	LOONG TAU SEE LUNG NGAN YUEN TAU	PT	22 21 N	114 18 E	443
LI-WAN SEE CHIU KENG WAN SHAN	HLL	22 18 N	114 15 E	443	LOOSHUI PAI SEE LO SHUE PAI	PT	22 17 N	114 14 E	443
LO CHAU	ISL	22 11 N	114 15 E	443	LO SHUE LING	PPL	22 32 N	114 09 E	443
LO CHAU ISLAND	ISL	22 11 N	114 13 E	443	LO SHUE TIN	PPL	22 22 N	114 13 E	443
LO CHAU PAK PAI	RKW	22 11 N	114 14 E	443	LO SHUE PAI	PT	22 17 N	114 14 E	443
LO CHI PAI	RP	22 32 N	114 16 E	443	LO SHU PAI SEE LO SHUE PAI	PT	22 17 N	114 14 E	443
LO CHOW SEE LO CHAU	ISL	22 11 N	114 15 E	443	LO SO SHING	PPL	22 12 N	114 07 E	443
LOCHOWPAK PAI SEE LO CHAU PAK PAI	RKW	22 11 N	114 14 E	443	LO TIK WAN	PPL	22 14 N	114 07 E	443
LO FU NGAM	PPLX	22 20 N	114 11 E	443	LO TSUEN SEE TSZ TONG TSUEN	PPL	22 30 N	114 09 E	443
LO FU SHAM	HLL	22 14 N	114 13 E	443	LO TSZ TIN	PPL	22 28 N	114 13 E	443
LO FU TIU PAI	RKSW	22 22 N	114 19 E	443	LO UK	PPL	22 21 N	114 06 E	443
LOI TUNG	PPL	22 31 N	114 11 E	443	LO UK	PPLX	22 16 N	114 14 E	443
LOI TUNG TSUEN SEE LOI TUNG	PPL	22 31 N	114 11 E	443	LO UK TSUEN	PPL	22 15 N	113 58 E	443
LO KEI WAN	BAY	22 13 N	113 55 E	443	LO UK TSUEN	PPL	22 26 N	114 06 E	443
LOK KANG PO	PPLX	22 16 N	114 15 E	443	LO UK TSUEN	PPL	22 27 N	113 59 E	443
LOK LO HA	PPL	22 24 N	114 12 E	443	LO WAI	PPL	22 23 N	114 07 E	443
LOK HA CHAU SEE LAK HA CHAU	PPL	22 31 N	114 05 E	443	LO WAI	PPL	22 30 N	114 09 E	443
LOK PAI SEE LO FU TIU PAI	RKSW	22 22 N	114 19 E	443	LOWER HEBE HILL SEE PEI FU SHAM	MT	22 21 N	114 14 E	443
LOK WAIWAN TO SEE NGO MEI CHAU	ISL	22 32 N	114 19 E	443	LOWER KEUNG SHAN	PPL	22 15 N	113 53 E	443
LOK WO SHA	PPL	22 26 N	114 14 E	443	LOWER SHING MUN RESERVOIR	RSV	22 22 N	114 10 E	443
LO LAU UK	PPL	22 26 N	114 10 E	443	LOW HILL	HLL	22 31 N	114 10 E	443
LONG HARBOUR SEE TAI TAN HOI HAP	HBR	22 27 N	114 21 E	443	LO WU	PPL	22 32 N	114 07 E	443
LONG HILL SEE TUNG SAN KEI SHAN	HLL	22 26 N	114 21 E	443	LO WU CAMP	CHPM	22 31 N	114 07 E	443
LONG KAIR WAN SEE LONG KE WAN	BAY	22 22 N	114 23 E	443	LO WU PUMPING STATION	PMPW	22 31 N	114 07 E	443
LONG KAU TANG SEE NAN LONG	PPL	22 24 N	113 55 E	443	LUARD, MOUNT	HLL	22 31 N	114 05 E	443
LONG KE	PPL	22 23 N	114 22 E	443	LU-CHING SEE LUK KENG WUNG UK	PPL	22 31 N	114 13 E	443
LONG KENG	PPL	22 24 N	114 17 E	443	LUEN WO MARKET	PPL	22 30 N	114 08 E	443
LONG KEI WAN SEE LONG KE WAN	BAY	22 22 N	114 23 E	443	LUEN WO SAN TSUEN	PPL	22 30 N	114 08 E	443

LUK CHAU	PPL	22 13 N	114 08 E	443	LUNG WO TSUEN	PPL	22 20 N	114 14 E	443
LUK CHAU	ISL	22 14 N	114 08 E	443	LUNG YEUK TAU	PPLL	22 30 N	114 09 E	443
LUK CHAU WAN	DAY	22 14 N	114 07 E	443	LU TIANG WAN SEE HEUNG TO WAN	BAY	22 14 N	114 15 E	443
LUK KENG	PPL	22 20 N	114 02 E	443	LYEEMUN POINT SEE				
LUK KENG SEE LUK KENG WONG UK	PPL	22 31 N	114 13 E	443	LEI YUE MUN POINT	PT	22 17 N	114 14 E	443
					LYE MUN SEE LEI YUE MUN	PPLX	22 17 N	114 14 E	443
LUK KENG CHAN UK	PPL	22 31 N	114 13 E	443	LYE MUN SEE LEI YUE MUN	CHNM	22 17 N	114 14 E	443
LUK KENG WAN	BAY	22 15 N	114 17 E	443	LYE MUN SEE LEI YUE MUN POINT	PT	22 17 N	114 14 E	443
LUK KENG WONG UK	PPL	22 31 N	114 13 E	443	LYE MUN POINT SEE				
LUK TEI TONG	PPL	22 16 N	113 59 E	443	LEI YUE MUN POINT	PT	22 17 N	114 14 E	443
LUK WU	PPL	22 15 N	113 53 E	443					
LUNG A PAI	PPL	22 17 N	114 08 E	443					
LUNG CHING TAU SEE LUNG TSENG TAU	PPL	22 17 N	113 56 E	443					
LUNG HA FAI	PT	22 18 N	114 22 E	443					
LUNG HA WAN	COVE	22 19 N	114 18 E	443					
LUNG HA WAN	PT	22 19 N	114 18 E	443					
LUNG KWU CHAU	ISL	22 23 N	113 53 E	443	MA-AN-SHAN SEE MA ON SHAN TSUEN	PPL	22 24 N	114 14 E	443
LUNG KWU TAN	LCTY	22 24 N	113 55 E	443	MACAO FERRY WHARF	WHRF	22 17 N	114 09 E	443
LUNG MEI	PPL	22 14 N	114 00 E	443	MA CHAI PAI SEE TAN FAI	RKV	22 19 N	114 20 E	443
LUNG MEI	PPL	22 24 N	114 16 E	443	MA CHAU	ISL	22 10 N	113 54 E	443
LUNG MEI	PPL	22 28 N	114 14 E	443	MA FU SEE MAU WU SHAN	HLL	22 19 N	114 15 E	443
LUNG MEI TAU	PPL	22 25 N	114 22 E	443	MA FU TSAI SEE MAU WU SHAN	HLL	22 19 N	114 15 E	443
LUNG NGAN YUEN TAU	PT	22 21 N	114 18 E	443	MAGAZINE GAP	PASS	22 16 N	114 10 E	443
LUNG SHAN PAI	RF	22 14 N	114 08 E	443	MAGAZINE ISLAND SEE FO YEUK CHAU	ISL	22 14 N	114 08 E	443
LUNG SHUEN PAI	RKSW	22 11 N	113 55 E	443	MA HANG SHAN	HLL	22 14 N	114 13 E	443
LUNG SHUI WAN SEE YUNG SHUE WAN	DAY	22 13 N	114 06 E	443	MAI FAN TENG	MT	22 26 N	114 23 E	443
LUNG SHUN WAN CHAU SEE					MAI PO	LCTY	22 30 N	114 03 E	443
LEUNG SHUEN WAN CHAU	ISL	22 21 N	114 21 E	443	MAI PO LO WAI	PPL	22 30 N	114 04 E	443
LUNG SHUN WAN HOI SEE					MAI PO SAN TSUEN	PPL	22 30 N	114 04 E	443
LEUNG SHUEN WAN HOI	HDR	22 21 N	114 20 E	443	MAKONG SEE TAU CHAU	ISLS	22 13 N	114 11 E	443
LUNG TIN TSUEN	PPL	22 26 N	114 01 E	443	MA KONG CHAU SEE TAU CHAU	ISLS	22 13 N	114 11 E	443
LUNG TI TONG SEE LUK TEI TONG	PPL	22 16 N	113 59 E	443					
LUNG TSAI	PPL	22 23 N	113 55 E	443	MAK UK	PPL	22 28 N	114 11 E	443
					MA KWU LAM	PPL	22 26 N	114 16 E	443
LUNG TSANG TAU	PPL	22 17 N	113 56 E	443	MA LAU TONG SEE MA YAU TONG	PPL	22 19 N	114 14 E	443

APPROVED FOR RELEASE: 2007/02/09: CIA-RDP01-00707R000100150009-3

MA LIU SHUI	PPL	22 25 N	114 13 E	443	MA TSEUK LENG SAN UK HA	PPL	22 32 N	114 12 E	443
MA MEI HA	PPL	22 31 N	114 10 E	443	MA TSEUK TONG HO L EK PUI	LCTY	22 29 N	114 12 E	443
MA MEI HA LENG TSUI	PPL	22 31 N	114 10 E	443	MA TSO LUNG	PPL	22 32 N	114 05 E	443
MA NAM WAI	PPL	22 21 N	114 16 E	443	MA TSO LUNG SAN TSUEN	PPL	22 32 N	114 06 E	443
MAN CHEUNG PO	PPL	22 14 N	113 52 E	443	MA TSZ KENG	RDGE	22 22 N	114 09 E	443
MAN KUNG UK	PPL	22 19 N	114 16 E	443	MAUNG YU SUI SEE HONG YUE KOK	PT	22 25 N	114 23 E	443
MAN TONG	PPL	22 16 N	114 00 E	443	MAUNGYU TSUI SEE HONG YUE KOK	PT	22 25 N	114 23 E	443
MAN HANG	PPL	22 24 N	114 11 E	443	MAU PING	PPL	22 23 N	114 14 E	443
MA NIU	PPL	22 25 N	114 12 E	443	MAU PING LO UK	PPL	22 23 N	114 14 E	443
MA NIU SHUI	PPL	22 30 N	114 17 E	443	MAU PING SAN UK	PPL	22 23 N	114 14 E	443
MAN KAN TO	PPL	22 32 N	114 08 E	443	MAU PING SHAN	HLL	22 29 N	114 21 E	443
MAN KOK	PPL	22 16 N	114 01 E	443	MAU PO	PPL	22 18 N	114 17 E	443
MAN UK PIN	PPL	22 32 N	114 11 E	443	MAU TAT SEE MO TAT	PPL	22 12 N	114 09 E	443
MAN WO	PPL	22 21 N	114 14 E	443	MAU TAT WAN SEE MO TAT WAN	PPL	22 13 N	114 09 E	443
MA ON KONG	PPL	22 25 N	114 04 E	443	MAU TIN	PPL	22 21 N	114 16 E	443
MA ON SHAN SEE MA ON SHAN TSUEN	PPL	22 24 N	114 14 E	443	MAU TSO NGAM	PPL	22 22 N	114 13 E	443
MA ON SHAN	MT	22 25 N	114 15 E	443	MAU WU SHAN	HLL	22 19 N	114 15 E	443
MA ON SHAN SEE NGAU NGAK SHAN	MTS	22 25 N	114 15 E	443	MAU WU TSAI	PPL	22 19 N	114 15 E	443
MA ON SHAN TSUEN	PPL	22 24 N	114 14 E	443	MAU WU TSAI SHAN SEE MAU WU SHAN	HLL	22 19 N	114 15 E	443
MA PENG SEE MAU TSZ KOK PAI	RF	22 29 N	114 21 E	443	MAU YUEN	LCTY	22 15 N	113 58 E	443
MA PO MEI	PPL	22 27 N	114 08 E	443	MA WAN	PPL	22 17 N	113 56 E	443
MA SHAN	PPLX	22 17 N	114 13 E	443	MA WAN	PPL	22 21 N	114 03 E	443
MA SHI CHAU	ISL	22 27 N	114 14 E	443	MA WAN	ISL	22 21 N	114 03 E	443
MA SHI PO	PPL	22 30 N	114 09 E	443	MA WAN CHUNG	PPL	22 17 N	113 56 E	443
MA SZE CHAU SEE MA SHI CHAU	ISL	22 27 N	114 14 E	443	MA WAN ISLAND SEE MA WAN	ISL	22 21 N	114 03 E	443
MA SZE WAN SEE TAI PANG WAN	BAY	22 33 N	114 24 E	443	MA WAN TSUEN	PPLX	22 17 N	114 14 E	443
MA TAU KOK	PPLX	22 19 N	114 11 E	443	MA WAT SEE MA WAT WAI	PPL	22 30 N	114 09 E	443
MA TAU WAI	PPLX	22 19 N	114 11 E	443	MA WAT TSUEN	PPL	22 30 N	114 09 E	443
MA T CHAU	ISL	22 10 N	114 15 E	443	MA WAT WAI	PPL	22 30 N	114 09 E	443
MA TIN TSUEN	PPL	22 26 N	114 01 E	443	MA WO	PPL	22 27 N	114 09 E	443
MA TONG SEE SIU CHAI WAN	BAY	22 16 N	114 15 E	443	MA YAN PAI	RKW	22 28 N	114 21 E	443
MA TSAI PAI SEE TAN PAI	RKW	22 19 N	114 20 E	443	MA YAU TONG	PPL	22 19 N	114 14 E	443
MA TSEUK LENG	PPL	22 32 N	114 12 E	443	MA YAU TONG SEE KWUN TONG TSAI WAN	COVE	22 18 N	114 14 E	443

APPROVED FOR RELEASE: 2007/02/09: CIA-RDP01-00707R000100150009-3

MA YIN SEE MA YAN PAI	RKW	22 28 N	114 21 E	443	MO TAT	PPL	22 12 N	114 09 E	443
MA YIN TUNG PAI CHONG	PPLX	22 12 N	114 02 E	443	MO TAT WAN	PPL	22 13 N	114 09 E	443
MA YIU	PPL	22 27 N	114 14 E	443	MOTDE SEE SIU HO TO	ISL	22 20 N	113 59 E	443
MFAN CHAU SEE NG FAN CHAU	ISL	22 14 N	114 15 E	443	MO TO EAST SEE SIU HO TO	ISL	22 20 N	113 59 E	443
MIAU SEE BUSH REEF	RF	22 27 N	114 15 E	443	MOTDE ISLET SEE SIU HO TO	ISL	22 20 N	113 59 E	443
MIDDLE BAY SEE CHUNG WAN	BAY	22 14 N	114 12 E	443	MO TO TANG	PPL	22 32 N	114 16 E	443
MIDDLE CHANNEL SEE TAP HUN HOI	CHNH	22 30 N	114 21 E	443	MO TO WEST SEE TAI HO TO	ISL	22 20 N	113 56 E	443
MIDDLE GAP	PASS	22 16 N	114 11 E	443	MOUNT BUTLER QUARRY	MNOR	22 16 N	114 12 E	443
MIDDLE HILL SEE TUNG SHAN	MT	22 21 N	114 13 E	443	MOUNT DAVIS	PPLX	22 17 N	114 07 E	443
MIDDLE ISLAND SEE TONG PO SHAN	ISL	22 14 N	114 11 E	443	HOUSE ISLAND	ISL	22 23 N	113 56 E	443
MID HILL	HLL	22 29 N	114 08 E	443	MUI SHUE HANG	PPL	22 27 N	114 09 E	443
MID LEVELS	PPLX	22 17 N	114 09 E	443	MUI SHUI HANG SEE MUI SHUE HANG	PPL	22 27 N	114 09 E	443
MID ROCKS	RKSW	22 13 N	113 57 E	443	MUI TSZ LAH	PPL	22 24 N	114 14 E	443
MIN PONG	PPL	22 24 N	114 11 E	443	MUI TSZ LAH	PPL	22 31 N	114 15 E	443
MIRS BAY SEE TAI PANG WAN	BAY	22 33 N	114 24 E	443	MUI WO SEE PAK NGAM HEUNG	PPL	22 16 N	113 59 E	443
MIU PUI	LCTY	22 10 N	114 15 E	443	MUI WO	LCTY	22 16 N	114 00 E	443
MOK KA	PPL	22 16 N	113 56 E	443	MUI WO KAU TSUEN	PPL	22 16 N	113 59 E	443
MOK TSE CHE	PPL	22 21 N	114 15 E	443	MUK KIU TAU	PPL	22 26 N	114 01 E	443
MO KWAI LING SEE PAU TOI SHAN	HLL	22 18 N	114 14 E	443	MUK MIN HA	PPLX	22 23 N	114 07 E	443
MONG FU SHEK	RKL	22 22 N	114 11 E	443	MUK MIN SHAN	PPL	22 23 N	114 16 E	443
MONG HAU SHEK	PT	22 22 N	113 56 E	443	MUK MIN TAU	PPL	22 33 N	114 13 E	443
MONG KOK	PPLX	22 19 N	114 10 E	443	MUK WU	PPL	22 33 N	114 08 E	443
MONG TSENG TSUEN	PPL	22 29 N	114 00 E	443	MUK WU CHUEN YIU	PPL	22 33 N	114 08 E	443
MONG TSENG WAI	PPL	22 29 N	114 00 E	443					
MONG TSING	HLL	22 29 N	114 00 E	443					
MONG TUNG HANG	PPL	22 20 N	114 02 E	443					
MONG TUNG WAN	PPL	22 13 N	113 59 E	443					
MONG YUE KOK	PT	22 25 N	114 23 E	443					
MONG YU KOK SEE MONG YUE KOK	PT	22 25 N	114 23 E	443					
MOR LI SHAN SEE MORRISON HILL	PPLX	22 17 N	114 11 E	443	NAI CHUNG	PPL	22 26 N	114 15 E	443
MORNING BEACH SEE NAM TAM WAN	BAY	22 12 N	114 02 E	443	NAI TONG KOK	PPL	22 30 N	114 15 E	443
MORRISON HILL	PPLX	22 17 N	114 11 E	443	NAI WAI	PPL	22 25 N	113 59 E	443
MO SHEK PAI	ISL	22 29 N	114 20 E	443	NAM A	PPL	22 24 N	114 16 E	443
					NAM CHUNG	PPL	22 15 N	113 52 E	443

APPROVED FOR RELEASE: 2007/02/09: CIA-RDP01-00707R000100150009-3

NAM CHUNG CHEUNG UK	PPL	22 31 N	114 12 E	443	NAM WAI	PPL	22 21 N	114 18 E	443
NAM CHUNG CHEUNG UK	PPL	22 31 N	114 13 E	443	NAM WAN	PPL	22 21 N	114 08 E	443
NAM CHUNG LAN UK	PPL	22 31 N	114 13 E	443	NAM WAN	BAY	22 12 N	114 01 E	443
NAM CHUNG LEI UK	PPL	22 31 N	114 13 E	443	NAM WAN	BAY	22 14 N	114 12 E	443
NAM CHUNG LO UK	PPL	22 31 N	114 12 E	443	NAM WAN	LCTV	22 20 N	114 06 E	443
NAM CHUNG YEUNG UK	PPL	22 31 N	114 12 E	443	NAM WA PO	PPL	22 29 N	114 09 E	443
NAM FUNG CHAU	PPL	22 21 N	114 21 E	443	NAM HAI SEE SOUTH CHINA SEA	SEA	15 00 N	115 00 E	443
NAM FUNG CHAU	ISL	22 21 N	114 21 E	443	NAM KAI SEE SOUTH CHINA SEA	SEA	15 00 N	115 00 E	443
NAM FUNG SHAN	HLL	22 28 N	114 20 E	443	NAM PAI SEE NGAU TAU PAI	RKW	22 19 N	114 18 E	443
NAM FUNG WAN	PPL	22 23 N	114 20 E	443	NAM-TA-10 SEE TAI YUE SHAN	ISL	22 15 N	113 56 E	443
NAM FUNG WAN	BAY	22 28 N	114 20 E	443	NEEDLE HILL SEE CHAM SHAN	HT	22 23 N	114 09 E	443
NAM FUNG WAN TSUI	PT	22 28 N	114 21 E	443	NEW KOWLOON	PPLX	22 20 N	114 09 E	443
NAM HAI SEE SOUTH CHINA SEA	SEA	15 00 N	115 00 E	443	NEW TERRITORIES	LTER	22 25 N	114 05 E	443
NAM HANG	PPL	22 26 N	114 02 E	443	NEW TERRITORY SEE NEW TERRITORIES	LTER	22 25 N	114 05 E	443
NAM HANG	PPL	22 28 N	114 10 E	443	NEW TUNG CHUNG HANG	PPL	22 17 N	113 57 E	443
NAM KOK TSUI	PT	22 09 N	114 15 E	443	NGAI KAP PAI SEE WAI KAP PAI	PF	22 20 N	114 21 E	443
NAM KWO CHAU	ISL	22 15 N	114 21 E	443	NGAI TAU	HLL	22 12 N	114 09 E	443
NAM LONG	PPL	22 24 N	113 55 E	443	NGAI TAU TSUI SEE NGAI TAU	HLL	22 12 N	114 09 E	443
NAM LOAG SHAN	HLL	22 14 N	114 10 E	443	NGA JU TAU SEE YEUNG CHAU	ISL	22 23 N	114 17 E	443
NAM OH FONG	PPLX	22 17 N	114 13 E	443	NGAJU TO SEE YEUNG CHAU	ISL	22 23 N	114 17 E	443
NAM PIN WAI	PPL	22 21 N	114 15 E	443	NGAN TAU SHAU	PT	22 19 N	114 17 E	443
NAM PIN WAI	PPL	22 27 N	114 02 E	443	NGAN WAN KOK	PT	22 22 N	114 17 E	443
NAM SHAN	PPL	22 23 N	114 13 E	443	NGAN CHAU	ISL	22 13 N	114 11 E	443
NAM SHAN	PPL	22 23 N	114 16 E	443	NGAN CHAU	ISL	22 29 N	114 20 E	443
NAM SHAN SEE NAM SHAN TUNG	PPL	22 27 N	114 18 E	443	NGANG KONG SEE KGAN KWONG WAN	BAY	22 16 N	114 00 E	443
NAM SHAN MEI	PPL	22 29 N	114 12 E	443	NGAN HANG	PPL	22 14 N	114 14 E	443
NAM SHAN YUNG	PPL	22 27 N	114 18 E	443	NGAN HEI SHUI TONG SEE				
NAM SHA PO	PPL	22 29 N	114 00 E	443	SHING MUN RESERVOIR	RSV	22 23 N	114 09 E	443
NAM SHE	PPL	22 26 N	114 22 E	443	NGAN KWONG WAN	BAY	22 16 N	114 00 E	443
NAM SHE TAU	HT	22 26 N	114 22 E	443	NGAN WAN	BAY	22 16 N	114 15 E	443
NAM SHE TSIK SEE NAM SHE TAU	HT	22 26 N	114 22 E	443	NGAN YING CHAU	ISL	22 22 N	114 06 E	443
NAM TAN WAN	BAY	22 12 N	114 02 E	443	NGA TSIN WAI	PPLX	22 20 N	114 11 E	443
NAM TAU SHA	BAY	22 19 N	114 16 E	443	NGAU AU	PPL	22 17 N	113 56 E	443

NGAU AU SHAN	MT	22 22 N	114 13 E	443	NGAU SHI WU WAN	BAY	22 32 N	114 17 E	443
NGAU CHI WAN	PPLK	22 20 N	114 12 E	443	NGAU TAM MEI	PPL	22 29 N	114 03 E	443
NGAU HOH	PPL	22 28 N	113 59 E	443	NGAU TAU KOK	PPLX	22 19 N	114 13 E	443
NGAU HOH SHA	PPL	22 27 N	113 58 E	443	NGAU TAU PAI SEE NGAN TAU SHAU	PT	22 19 N	114 17 E	443
NGAU HOH SHEK	PPL	22 27 N	113 58 E	443	NGAU TAU PAI	RKW	22 19 N	114 18 E	443
					NGAU TAU WAN	COVE	22 19 N	113 59 E	443
					NGAU WU	LCTY	22 10 N	114 16 E	443
					NGAU WU TOK	PPL	22 24 N	114 11 E	443
					NGA YING KOK	PT	22 15 N	113 51 E	443
					NGA YING PAI	ISL	22 15 N	114 17 E	443
NGAU KENG	PPL	22 26 N	114 05 E	443	NGA YIU HA	PPL	22 33 N	114 09 E	443
NGAU KOK WAN	PPL	22 22 N	114 05 E	443	NGA YIU TAU	PPL	22 25 N	114 16 E	443
NGAU KWO TIN	PPL	22 14 N	113 52 E	443	NGA YIU TAU	PPL	22 26 N	114 02 E	443
NGAU KWU KOK	VAL	22 28 N	114 06 E	443	NGA YIU TAU	PPL	22 33 N	114 13 E	443
NGAU KWU LONG	PPL	22 18 N	113 58 E	443	NG FAN CHAU	ISL	22 14 N	114 19 E	443
NGAU KWU WAN	PPL	22 15 N	114 00 E	443	NG KA TSUEN	PPL	22 26 N	114 04 E	443
					NGOH MI CHAU SEE NGO MEI CHAU	ISL	22 32 N	114 19 E	443
					NGO KENG TSUI	HOLD	22 29 N	114 19 E	443
					NGO KI SEE NGAU KWU LONG	PPL	22 18 N	113 58 E	443
					NGDK YUE SHAN	HLL	22 19 N	114 13 E	443
NGAU LIU	PPL	22 21 N	114 14 E	443	NGO MEI CHAU	ISL	22 32 N	114 19 E	443
NGAU LIU	PPL	22 24 N	114 06 E	443	NGO MEI WAN	BAY	22 32 N	114 19 E	443
NGAU LIU	PPL	22 24 N	114 16 E	443	NGONG CHENG	LCTY	22 10 N	114 15 E	443
NGAU LIU HA	PPL	22 27 N	114 13 E	443	NGONG PING	PPL	22 15 N	113 54 E	443
NGAU MEI CHAU	ISL	22 20 N	114 18 E	443	NGONG PING	PPL	22 23 N	114 15 E	443
					NGONG PING SHAN	MT	22 24 N	114 15 E	443
					NGONG SHUEN AU	PPL	22 20 N	114 02 E	443
					NGONG SHUEN CHAU	ISL	22 19 N	114 06 E	443
					NGONGSHUN CHAU SEE				
NGAU MEI HOI	BAY	22 21 N	114 17 E	443	NGONG SHUEN CHAU	ISL	22 19 N	114 08 E	443
NGAU NGAK SHAN	MTS	22 25 N	114 15 E	443	NGONG WAN PAI	RF	22 20 N	114 19 E	443
NGAU PEI SHA	PPL	22 23 N	114 12 E	443	NGONG WO	PPL	22 24 N	114 17 E	443
NGAU PUI WO	PPL	22 21 N	114 14 E	443					
NGAU SHI WU	PPL	22 31 N	114 16 E	443					



APPROVED FOR RELEASE: 2007/02/09: CIA-RDP01-00707R000100150009-3

PAI CHONG	PPL	22 13 N	114 01 E	443	PAK HONG	PPL	22 18 N	113 58 E	443
PAI CHOU SEE TREE ISLAND	ISL	22 21 N	113 52 E	443	PAK NAI	PPL	22 27 N	113 57 E	443
PAI HUN	PPL	22 25 N	114 12 E	443	PAK NGAN HEUNG	PPL	22 16 N	113 59 E	443
PAI TAU	PPL	22 23 N	114 11 E	443	PAK NGAU HEUNG SEE				
PAI TAU HANG	PPL	22 23 N	114 11 E	443	HUI WO KAU TSUEN	PPL	22 16 N	113 59 E	443
					PAK NGAU SHEK	PPL	22 27 N	114 07 E	443
PAI T'OU SEE WU KWAI SHA TSUI	CAPE	22 26 N	114 14 E	443					
PAK A	PPL	22 21 N	114 21 E	443	PA KOK SEE PAK KOK	PT	22 14 N	114 07 E	443
PAK CHAU SEE TREE ISLAND	ISL	22 21 N	113 52 E	443	PAK PAT SHAN	HLL	22 14 N	114 13 E	443
PAK FA LAM	CHTY	22 21 N	114 14 E	443	PAK SHA AU SEE PAK SHA O	PPL	22 27 N	114 19 E	443
PAK PU SHAN	HLL	22 34 N	114 10 E	443	PAK SHA CHAU	ISL	22 23 N	114 17 E	443
					PAK SHA CHAU	ISL	22 33 N	114 20 E	443
PAK HOK CHAU	PPL	22 29 N	114 03 E	443					
PAK KA SHAN	NT	22 16 N	114 13 E	443	PAK SHA O	PPL	22 27 N	114 19 E	443
PAK KIU	PPL	22 27 N	114 10 E	443	PAK SHA O HA YEUNG	PPL	22 27 N	114 19 E	443
PAK KOK	PPL	22 23 N	113 57 E	443	PAK SHA TAU	PPL	22 32 N	114 17 E	443
PAK KOK	PT	22 11 N	113 54 E	443	PAK SHA TAU CHAU	ISL	22 27 N	114 15 E	443
					PAK SHA TAU SHUI SEE				
PAK KOK	PT	22 14 N	114 07 E	443	PAK SHA TAU TSUI	PT	22 32 N	114 17 E	443
PAK KOK KAU TSUEN	PPL	22 14 N	114 07 E	443					
PAK KOK SAN TSUEN	PPL	22 14 N	114 07 E	443	PAK SHA TAU TSUI	PT	22 32 N	114 17 E	443
PAK KOK TSUEN SEE					PAK SHA TAU WAN	COVE	22 32 N	114 18 E	443
PAK KOK KAU TSUEN	PPL	22 14 N	114 07 E	443	PAK SHA TSAI	PPL	22 27 N	114 01 E	443
PAK KOK TSUI	PT	22 13 N	114 02 E	443	PAK SHA TSUEN	PPL	22 25 N	114 01 E	443
					PAK SHA TSUI	PT	22 21 N	114 18 E	443
PAK KONG	PPL	22 23 N	114 15 E	443					
PAK KONG AU	PPL	22 23 N	114 16 E	443	PAK SHA WAN	BAY	22 11 N	113 55 E	443
PAK KONG TSUM SEE PAK KONG	PPL	22 23 N	114 15 E	443	PAK SHA WAN	BAY	22 22 N	114 16 E	443
PAK KUNG AU	PPLX	22 20 N	114 14 E	443	PAK SHA WAN	PT	22 17 N	114 14 E	443
PAK KWO CHAU	ISL	22 16 N	114 21 E	443	PAK SHA WAN NOI SEE PAK SHA WAN	BAY	22 22 N	114 16 E	443
					PAK SHA WO LIU	PPL	22 25 N	114 01 E	443
PAK LAP	PPL	22 21 N	114 21 E	443					
PAK LAP WAN	BAY	22 33 N	114 26 E	443	PAK SHEK	PPL	22 22 N	114 10 E	443
PAK LAU TSAI	LCTY	22 11 N	114 15 E	443	PAK SHEK AU	PPL	22 30 N	114 05 E	443
PAK LAU WAN	PT	22 11 N	114 16 E	443	PAK SHEK HANG	LCTY	22 23 N	114 01 E	443
PAK LONG	PPL	22 24 N	113 55 E	443	PAK SHEK KIU	PPL	22 24 N	114 06 E	443
					PAK SHEK KOK	PT	22 18 N	114 16 E	443
PAK HA TSUI	PT	22 21 N	114 16 E	443					
PAK HA TSUI BANK	RF	22 21 N	114 16 E	443	PAK SHEK KOK	PT	22 26 N	114 12 E	443



APPROVED FOR RELEASE: 2007/02/09: CIA-RDP01-00707R000100150009-3

PAK SHEK WO	PPL	22 20 N	114 14 E	443	PAY TSZ WO	PPL	22 24 N	114 11 E	443
PAK SHIN KOK	PPL	22 19 N	114 16 E	443	PATUNG SEE SHEK KWU CHAU	ISL	22 12 N	113 59 E	443
PAK TAI TO YAM	MT	22 28 N	114 08 E	443	PATUNG ISLAND SEE SHEK KWU CHAU	ISL	22 12 N	113 59 E	443
PAK TAN	PPL	22 25 N	114 19 E	443	PAU TOI SHAN	MLL	22 18 N	114 14 E	443
PAK TAN AU	PPL	22 25 N	114 20 E	443	PEAKED HEAD SEE KAI KUNG TAU	HOLD	22 33 N	114 19 E	443
PAK TAN CHUNG	PPL	22 24 N	114 19 E	443	PEAKED HILL	MLL	22 13 N	113 50 E	443
PAK TIN	PPL	22 23 N	114 10 E	443	PEAK ROCK	RKW	22 36 N	114 19 E	443
PAK TIN	PPLX	22 20 N	114 10 E	443	PEANG SEE PENG CHAU	PPL	22 17 N	114 02 E	443
PAK TIN PA	PPLX	22 23 N	114 07 E	443	PEANG SEE PENG CHAU ISLAND	ISL	22 17 N	114 02 E	443
PAK TIN PA SAN TSUEN	PPLX	22 23 N	114 07 E	443	PEANG CHOW SEE PENG CHAU ISLAND	ISL	22 17 N	114 02 E	443
PAK TSO WAN	BAY	22 10 N	113 54 E	443	PEI FU SHAN	MT	22 21 N	114 14 E	443
PAK TSO WAN	BAY	22 12 N	114 01 E	443	PEI-LANG SEE PAK LONG	PPL	22 24 N	113 55 E	443
PAK WAI	PPL	22 22 N	114 15 E	443	PEI PA CHAU	ISL	22 22 N	113 59 E	443
PAK WAI SEE PAK WAI	PPL	22 22 N	114 15 E	443	PENG CHAU	PPL	22 17 N	114 02 E	443
PAK WAN	PPL	22 21 N	114 04 E	443	PENG CHAU SEE PING CHAU	ISL	22 33 N	114 26 E	443
PA-LO-WANG SEE SHA LO WAN	PPL	22 17 N	113 14 E	443	PENG CHAU HOI SEE PING CHAU HOI	ANCH	22 33 N	114 27 E	443
PA MEI SAN TSUEN SEE SHAN HA	PPL	22 17 N	113 56 E	443	PENG CHAU ISLAND	ISL	22 17 N	114 02 E	443
PAN CHUNG	PPL	22 27 N	114 10 E	443	PENGCHAU ROAD SEE PING CHAU HOI	ANCH	22 33 N	114 27 E	443
PAN CHUNG SAN TSUEN	PPL	22 27 N	114 10 E	443	PENG CHOW SEE PING CHAU	ISL	22 33 N	114 26 E	443
PANG KA TSUEN	PPL	22 27 N	114 04 E	443	PENG CHOW ROAD SEE PING CHAU HOI	ANCH	22 33 N	114 27 E	443
PAN LONG WAN	PPL	22 19 N	114 17 E	443	PENNY'S BAY SEE CHOK KO WAN	BAY	22 19 N	114 02 E	443
PAN NAP SHAN	MLL	22 15 N	114 10 E	443	PHILLIMORE ROCK SEE WAN TSAI PAI	RKW	22 28 N	114 21 E	443
P'AO-T'AI-PENG WAN SEE					PHOENIX MOUNTAIN SEE				
TSING JHAN WAN	BAY	22 23 N	113 58 E	443	PUNG WONG SHAN	MT	22 15 N	113 55 E	443
P'AO-T'AI SHAN SEE TSING SHAN	MT	22 23 N	113 57 E	443	PICNIC BAY SEE SOK KWU WAN	BAY	22 13 N	114 08 E	443
PAPAI SEE MEI LING CHAU	ISL	22 15 N	114 02 E	443	P' I-PENG WAN SEE PAK SHA WAN	BAY	22 22 N	114 16 E	443
PAPAI ISLAND SEE MEI LING CHAU	ISL	22 15 N	114 02 E	443	PIK UK	PPL	22 21 N	114 15 E	443
PARKER, MOUNT SEE PAK KA SHAN	MT	22 16 N	114 13 E	443	PILLAR ISLAND SEE TSING CHAU	MLL	22 21 N	114 07 E	443
PA TAU KBU	PPL	22 19 N	114 03 E	443	PILLAR POINT SEE HONG HAU SHEK	PT	22 22 N	113 56 E	443
PAT KA SHAN	MT	22 21 N	114 10 E	443	PIN CHAU SEE NGAN CHAU	ISL	22 29 N	114 20 E	443
PAT NA SHAN	MT	22 16 N	114 12 E	443	PINE TREE HILL	MLL	22 29 N	114 04 E	443
PAT SIN LENG SEE PAT SIN RANGE	MTS	22 29 N	114 13 E	443	PING CHAU SEE PENG CHAU	PPL	22 17 N	114 02 E	443
PAT SIN RANGE	MTS	22 29 N	114 13 E	443	PING CHAU SEE PENG CHAU ISLAND	ISL	22 17 N	114 02 E	443

PING CHAU	ISL	22 33 N	114 26 E	443	POK FO LUN RESERVOIR SEE			
PING CHAU HOI	ANCH	22 33 N	114 27 E	443	POK FU LAM RESERVOIR	RSV	22 16 N	114 08 E 443
PING CHAU ISLAND SEE					POK FU LAM	PPL	22 16 N	114 08 E 443
PENG CHAU ISLAND	ISL	22 17 N	114 02 E	443	POK FU LAM	PPLX	22 16 N	114 08 E 443
PING CHAU ISLAND SEE PING CHAU	ISL	22 33 N	114 26 E	443	POK FU LAM RESERVOIR	RSV	22 16 N	114 08 E 443
PING CHE	PPL	22 32 N	114 10 E	443	POK LIU CHAN SEE POK LIU CHAU	ISL	22 12 N	114 08 E 443
PING CHOU SEE PENG CHAU ISLAND	ISL	22 17 N	114 02 E	443	POK LIU CHAU	ISL	22 12 N	114 08 E 443
P'ING CHOU SEE PING CHAU	ISL	22 33 N	114 26 E	443	POK LIU CHAU SEE STENHOUSE MOUNT	MT	22 12 N	114 07 E 443
PING HILL SEE TUNG WAN SHAN	HLL	22 23 N	114 23 E	443	POK LU CHAU SEE STENHOUSE MOUNT	MT	22 12 N	114 07 E 443
PING HILL	HLL	22 29 N	114 07 E	443	POK PO WAN	COVE	22 15 N	114 09 E 443
PING KONG	PPL	22 29 N	114 07 E	443	POK WAI	PPL	22 28 N	114 03 E 443
PING LONG	PPL	22 27 N	114 08 E	443	POLLUX ROCK	RKW	22 15 N	114 08 E 443
PING LONG WAN SEE PAN LONG WAN	PPL	22 19 N	114 17 E	443	PO LO SHAN	PPL	22 25 N	114 05 E 443
PING MIN CHAU	ISL	22 19 N	114 19 E	443	PO LO TSUI	PT	22 13 N	114 06 E 443
PING POINT SEE KEI KOK TAU	PT	22 23 N	114 23 E	443	PO MIN	PPL	22 25 N	114 12 E 443
PING SHAN	PPL	22 27 N	114 00 E	443	PO PIN CHAU	ISL	22 22 N	114 23 E 443
PING SHAN CHAI	PPL	22 29 N	114 11 E	443	PORT ISLAND SEE CHEK CHAU	ISL	22 30 N	114 21 E 443
P'ING-SHAN-HSU SEE PING SHAN	PPL	22 27 N	114 00 E	443	PORT SHELTER SEE NGAU MEI HOI	BAY	22 21 N	114 17 E 443
PING SHAN TSAI SEE PING SHAN CHAI	PPL	22 29 N	114 11 E	443	PORT STANLEY SEE CHEK CHUE	PPL	22 13 N	114 12 E 443
PING SHEK	PPLX	22 20 N	114 12 E	443	PO SAM PAI	PPL	22 28 N	114 12 E 443
PING TUN	PPL	22 25 N	114 18 E	443	PO TOI SEE PO TOI ISLAND	ISL	22 10 N	114 16 E 443
PING YEUNG	PPL	22 32 N	114 10 E	443	PO TOI GROUP	ISLS	22 11 N	114 17 E 443
PING YUEN HO	STM	22 33 N	114 08 E	443	PO TOI ISLAND	ISL	22 10 N	114 16 E 443
PLOVER COVE SEE					PO TOI O	PPL	22 17 N	114 18 E 443
PLOVER COVE RESERVOIR	RSV	22 28 N	114 15 E	443	PO TONG HA	PPL	22 25 N	113 58 E 443
PLOVER COVE RESERVOIR	RSV	22 28 N	114 15 E	443	POTTINGER PEAK	MT	22 15 N	114 15 E 443
PLOVER POINT SEE UNG KONG WAN	PT	22 20 N	114 21 E	443	PO YUE PAI	RKW	22 18 N	114 22 E 443
PO CHUE TAN	PPL	22 16 N	113 52 E	443	PO YUE WAN	BAY	22 12 N	114 01 E 443
PO CHUE TAN	PT	22 16 N	113 52 E	443	PRINCESS HILL	HLL	22 31 N	114 11 E 443
POH PIN CHAU SEE PO PIN CHAU	ISL	22 22 N	114 23 E	443	PUI O SEE PUI O SAN TSUEN	PPL	22 15 N	113 58 E 443
PO KAT TSAI	PPL	22 30 N	114 10 E	443	PUI O SEE PUI O KAU TSUEN	PPL	22 15 N	113 59 E 443
POKFOUW SEE POK FU LAM	PPL	22 16 N	114 08 E	443	PUI O KAU TSUEN	PPL	22 15 N	113 59 E 443
					PUI O SAN TSUEN	PPL	22 15 N	113 58 E 443

APPROVED FOR RELEASE: 2007/02/09: CIA-RDP01-00707R000100150009-3

PU-LIAO SEE POK LIU CHAU	ISL	22 12 N	114 08 E	443	RAMBLER CHANNEL	CHNM	22 21 N	114 07 E	443
PUN CHUN YUEN	PPL	22 27 N	114 09 E	443	RAVEN HILL	HLL	22 31 N	114 10 E	443
PUN SHAN CHAU	PPL	22 26 N	114 10 E	443	RAZOR HILL SEE TAI PO SHAN	MT	22 20 N	114 15 E	443
PUN SHAN SHEK	RKW	22 19 N	114 04 E	443	RECEPTION RESERVOIR	RSV	22 21 N	114 09 E	443
PUN SHAN TSUEN	PPL	22 23 N	114 06 E	443	RED HILL SEE PAK PAT SHAN	HLL	22 14 N	114 13 E	443
PUN UK TSUEN	PPL	22 31 N	114 05 E	443	REEF ISLAND	ISL	22 20 N	113 59 E	443
PUPPY HILL	HLL	22 31 N	114 10 E	443	REEF ISLET SEE REEF ISLAND	ISL	22 20 N	113 59 E	443
PU-T'AI SEE PO TOI ISLAND	ISL	22 10 N	114 16 E	443	RENNIE'S MILL SEE TIU KENG LENG	PPL	22 18 N	114 15 E	443
PU-T'AI-CH'UN-TAO SEE					RENNIE'S MILL CAMP SEE				
PO TOI GROUP	ISLS	22 11 N	114 17 E	443	TIU KENG LENG	PPL	22 18 N	114 15 E	443
PUTOI SEE PO TOI ISLAND	ISL	22 10 N	114 16 E	443	RENNIE'S MILL VILLAGE SEE				
PUTOI GROUP SEE PO TOI GROUP	ISLS	22 11 N	114 17 E	443	TIU KENG LENG	PPL	22 18 N	114 15 E	443
PU TOI ISLAND SEE PO TOI ISLAND	ISL	22 10 N	114 16 E	443	REPULSE BAY SEE TSIN SHUI WAN	PPL	22 14 N	114 12 E	443
PUTOI TAO SEE PO TOI ISLAND	ISL	22 10 N	114 16 E	443	REPULSE BAY SEE TSIN SHUI WAN	BAY	22 14 N	114 11 E	443
PYRAMID HILL SEE NGONG PING SHAN	MT	22 24 N	114 15 E	443	ROBINS NEST	MT	22 33 N	114 11 E	443
PYRAMID ROCK SEE SHAN CHAU	RKW	22 19 N	114 22 E	443	ROBINSON ISLAND SEE AP CHAU	ISL	22 33 N	114 16 E	443
					ROCKY BAY SEE SHEK O WAN	BAY	22 14 N	114 15 E	443
					ROCKY HARBOUR SEE				
					LEUNG SHUEN WAN HOI	HBR	22 21 N	114 20 E	443
					ROCKY ISLET	ISL	22 13 N	113 57 E	443
					ROUND ISLAND SEE NGAN CHAU	ISL	22 13 N	114 11 E	443
					ROUND ISLAND SEE PAK SHA CHAU	ISL	22 33 N	114 20 E	443
QUARRY BAY	PPLX	22 17 N	114 13 E	443	RUGGED ROCK SEE WANG LANG ISLAND	ISL	22 11 N	114 18 E	443
QUARRY BAY	BAY	22 17 N	114 13 E	443					
QUARRY POINT	PT	22 17 N	114 13 E	443					
QUEENS HILL	HLL	22 30 N	114 10 E	443					
QUEENS HILL CAMP	FT	22 30 N	114 09 E	443					
QUEENS PIER	PIER	22 17 N	114 10 E	443					
					SACRED HILL SEE TIM PING SHAN	HLL	22 31 N	114 08 E	443
					SADDLE PASS	PASS	22 30 N	114 05 E	443
					SAE WAN TSUI SEE SHE WAN TSUI	PT	22 21 N	114 20 E	443
					SAI SEE SHAU KEI WAN	PPLX	22 17 N	114 13 E	443
					SAI AP CHAU	ISL	22 33 N	114 16 E	443

SAI CHUK TSUEN SEE SAN UK TSUEN	PPL	22 30 N	114 09 E	443	SAN A CHUNG	PPL	22 31 N	114 16 E	443
SAI KANG SEE SAI KEIK	PPL	22 25 N	114 16 E	443	SAN A TSUEN	PPL	22 31 N	114 16 E	443
SAI KENG	PPL	22 25 N	114 16 E	443	SAN CHEUNG SEE SHAN TSENG	PPL	22 22 N	114 03 E	443
SAIKI SEE SHAU KEI WAN	PPLX	22 17 N	114 13 E	443	SAN CHUEN	PPL	22 21 N	114 03 E	443
SAI KING SEE SAI KENG	PPL	22 25 N	114 16 E	443	SAN CHUNG SEE SHAN CHUNG	PPL	22 27 N	114 17 E	443
SAI KUNG	PPL	22 23 N	114 16 E	443	SAN CHUNG A SEE KEI LING HA HOI	BAY	22 26 N	114 17 E	443
SAI KUNG AREA SEE					SAN FAI TIN	PPL	22 22 N	114 15 E	443
SAI KUNG DISTRICT	ADWD	22 20 N	114 20 E	443	SAN KA TSUEN	PPLX	22 17 N	114 14 E	443
SAI KUNG DISTRICT	ADWD	22 20 N	114 20 E	443	SAN KA TSUN SEE TSAU WAN	COVE	22 18 N	114 14 E	443
SAI KUNG HOI	BAY	22 22 N	114 17 E	443	SAN KONG SEE SUNG KONG	ISL	22 11 N	114 17 E	443
SAI KUNG TUK	PPL	22 23 N	114 16 E	443	SAN LONG TSUEN	PPL	22 20 N	114 14 E	443
SAI LAU KOK	PPLX	22 23 N	114 07 E	443	SAN MUN TSAI	PPL	22 27 N	114 15 E	443
SAI O	PPL	22 26 N	114 15 E	443	SAN PAI SEE CHAN PAI	RKW	22 29 N	114 22 E	443
SAI O	PPL	22 33 N	114 17 E	443	SAN PAK	PPL	22 19 N	114 01 E	443
SAI PAI	RKW	22 11 N	114 16 E	443	SAN PO SHEK	PT	22 29 N	114 20 E	443
SAI PIM WAI	PPL	22 27 N	114 02 E	443	SAN PO YIK CHAU SEE LAP SAP CHAU	ISL	22 23 N	114 17 E	443
SAI SHAN	PPL	22 21 N	114 07 E	443	SAN PIH CHAU	ISL	22 26 N	114 16 E	443
SAI SHAN TSUEN	PPL	22 27 N	113 59 E	443	SAN SHING HIU SEE SAM SHING HUI	PPL	22 23 N	113 59 E	443
SAI TAU WAI	PPL	22 27 N	114 01 E	443	SAN SHING HUI	PPL	22 23 N	113 59 E	443
SAI TSO WAN	PPL	22 16 N	113 53 E	443	SANSHIN WAN SEE SHAN SHUI WAN	BAY	22 14 N	114 11 E	443
SAI TSO WAN	PPL	22 21 N	114 05 E	443	SAN SHUI KOK SEE SHAN SHUI KOK	PT	22 14 N	114 10 E	443
SAI TSO WAN	PPLX	22 19 N	114 14 E	443	SAN SHUI PO SEE SHAN SHUI PO	PPLX	22 20 N	114 09 E	443
SAI TSUEN	PPL	22 17 N	113 59 E	443	SANSHUI WAN SEE SHAN SHUI WAN	BAY	22 14 N	114 11 E	443
SAI WAN	PPL	22 24 N	114 22 E	443	SAN TSUEN	PPL	22 22 N	114 07 E	443
SAI WAN	BAY	22 12 N	114 01 E	443	SAN TUNG UK	PPL	22 22 N	114 07 E	443
SAIWAN BAY SEE CHAI WAN	BAY	22 16 N	114 14 E	443	SAN WAN SEE SHAN WAN	BAY	22 11 N	114 08 E	443
SAI WAN ESTATE	PPLX	22 17 N	114 08 E	443	SANDY BAY SEE SHA WAN	BAY	22 16 N	114 07 E	443
SAI WANG	BAY	22 10 N	113 54 E	443	SANDY POINT SEE PAK SHA TAU TSUI	PT	22 32 N	114 17 E	443
SAI WAN HO	PPLX	22 17 N	114 13 E	443	SANDY RIDGE	RDGE	22 32 N	114 07 E	443
SAI WAN SHAM	HT	22 23 N	114 22 E	443	SAN HEI TSUEN	PPL	22 26 N	114 00 E	443
SAI WAN TSUI	PT	22 22 N	114 20 E	443	SAN HING TSUEN	PPL	22 25 N	113 59 E	443
SAI YING POON SEE SAI YING PUN	PPLX	22 17 N	114 08 E	443	SAN HING TSUEN	PPL	22 28 N	113 59 E	443
SAI YING PUN	PPLX	22 17 N	114 08 E	443	SAN HUI SEE TUEN MUN SAN HUI	PPL	22 24 N	113 58 E	443

APPROVED FOR RELEASE: 2007/02/09: CIA-RDP01-00707R000100150009-3

SAN KENG	PPL	22 16 N	113 56 E	443	SAN UK TSUEN	PPL	22 30 N	114 09 E	443
SAN KWAI TIN	PPL	22 33 N	114 11 E	443	SAN WAI	PPL	22 27 N	113 59 E	443
SAN LEI UK TSUEN	PPL	22 24 N	113 59 E	443	SAN WAI	PPL	22 30 N	114 09 E	443
SAN LUNG TSUEN	PPL	22 30 N	114 04 E	443	SAN WAI CAMP	CNPM	22 31 N	114 09 E	443
SAN LUNG WAI	PPL	22 27 N	114 06 E	443	SAN WAI TSAI	PPL	22 25 N	113 58 E	443
SAN PO KONG	PPLX	22 20 N	114 12 E	443	SAN WAI TSAI	PPL	22 27 N	114 10 E	443
SAN SHEK WAN	PPL	22 14 N	113 58 E	443	SAU KE WAN SEE SHAU KEI WAN	PPLX	22 17 N	114 13 E	443
SAN SHEK WAN	PPL	22 17 N	113 54 E	443	SAU KI WAN SEE SHAU KEI WAN	PPLX	22 17 N	114 13 E	443
SAN SHEK WAN	COVE	22 18 N	114 16 E	443	SAU HAU PING	PPLX	22 19 N	114 14 E	443
SAN TAU	PPL	22 17 N	113 55 E	443	SAW CHAU SEE SHA CHAU	ISL	22 21 N	113 53 E	443
SAN TAU KOK	PPL	22 28 N	114 12 E	443	SCOTT POINT SEE NAM FUNG WAN TSUI	PT	22 28 N	114 21 E	443
SAN TAU YIU	PPL	22 30 N	114 14 E	443	SEI YING POON SEE SAI YING PUN	PPLX	22 17 N	114 08 E	443
SAN TIN	PPLL	22 30 N	114 04 E	443	SEK KONG SEE SHEK KONG	PPL	22 26 N	114 06 E	443
SAN TIN HANG	PPL	22 24 N	114 17 E	443	SEK KONG SEE SIK KONG WAI	PPL	22 27 N	113 59 E	443
SAN TIN SAN WAI	PPL	22 28 N	114 03 E	443	SEK KONG CAMP SEE SHEK KONG CAMP	CNPM	22 26 N	114 05 E	443
SAN TIN SAN WAI	PPL	22 29 N	114 03 E	443	SEK KONG WAI SEE SIK KONG WAI	PPL	22 27 N	113 59 E	443
SAN TIN WAI	PPL	22 22 N	114 11 E	443	SENHOUSE, NDUNT SEE				
SAN TONG	PPL	22 27 N	114 08 E	443	STENHOUSE, NDUNT	MT	22 12 N	114 07 E	443
SAN TONG PO	PPL	22 31 N	114 10 E	443	SHA SEE SHEK KWU CHAU	ISL	22 12 N	113 59 E	443
SAN TSUEN	PPL	22 23 N	114 07 E	443	SHA CHAU	ISL	22 21 N	113 53 E	443
SAN TSUEN	PPL	22 27 N	114 06 E	443	SHA CHOU SEE SHA CHAU	ISL	22 21 N	113 53 E	443
SAN TSUEN	PPL	22 27 N	114 06 E	443	SHA HA	PPL	22 23 N	114 16 E	443
SAN TSUEN	PPL	22 33 N	114 13 E	443	SHAN HA TSUEN	PPL	22 26 N	114 01 E	443
SAN TSUN SEE PUI O SAN TSUEN	PPL	22 15 N	113 58 E	443	SHA KIU TAU	PT	22 21 N	114 21 E	443
SAN TSUN SEE SAN TSUEN	PPL	22 23 N	114 07 E	443	SHA KOK HEI	PPL	22 23 N	114 16 E	443
SAN UK	PPL	22 24 N	114 16 E	443	SHA KOK HI SEE SHA KOK HEI	PPL	22 23 N	114 16 E	443
SAN UK HA	PPL	22 26 N	114 10 E	443	SHA KONG MIU	PPL	22 28 N	113 59 E	443
SAN UK LING	PPL	22 32 N	114 08 E	443	SHA KONG TSUEN	PPL	22 28 N	113 59 E	443
SAN UK TSAI	PPL	22 27 N	114 08 E	443	SHA KONG WAI	PPL	22 28 N	113 59 E	443
SAN UK TSAI SEE TAI TAU LENG	PPL	22 30 N	114 07 E	443	SHA KONG WAI TSAI	PPL	22 28 N	113 59 E	443
SAN UK TSAI	PPL	22 31 N	114 10 E	443	SHA KU CHAU SEE SHEK KWU CHAU	ISL	22 12 N	113 59 E	443
SAN UK TSUEN	PPL	22 22 N	114 06 E	443	SHA KU CHOU SEE SHEK KWU CHAU	ISL	22 12 N	113 59 E	443
SAN UK TSUEN	PPL	22 27 N	113 59 E	443	SHA KU CHOW SEE SHEK KWU CHAU	ISL	22 12 N	113 59 E	443

SHA LAM	PPL	22 28 N	114 12 E	443	SHAN KAI WAT SEE			
SHA LING	PPL	22 32 N	114 07 E	443	SHEUNG SHAN KAI WAT	PPL	22 31 N	114 09 E 443
SHA LO TUNG SEE CHEUNG UK	PPL	22 29 N	114 11 E	443	SHAN KGA HAU	CHNM	22 23 N	114 18 E 443
SHA LO TUNG LU WAI	PPL	22 29 N	114 11 E	443	SHAN LIU	PPL	22 10 N	114 16 E 443
SHA LO WAN	PPL	22 17 N	113 54 E	443	SHAN LIU	PPL	22 24 N	114 16 E 443
					SHAN LIU	PPL	22 29 N	114 13 E 443
SHAM CHAN RIVER SEE					SHAN MEI	PPL	22 24 N	114 11 E 443
SHAM CHUN RIVER	STM	22 30 N	114 02 E	443	SHAN PUI	PPL	22 27 N	114 02 E 443
SHAM CHEUNG WAN SEE					SHAN SHIN PO SEE SHAM SHUI PO	PPLX	22 20 N	114 09 E 443
CROOKED HARBOUR	HBR	22 33 N	114 16 E	443	SHAN TAU KOK SEE SAN TAU KOK	PPL	22 28 N	114 12 E 443
SHAM CHUNG	PPL	22 26 N	114 02 E	443	SHAN TENG SEE VICTORIA PEAK	MT	22 17 N	114 09 E 443
SHAM CHUNG	PPL	22 27 N	114 17 E	443				
SHAM CHUNG WAN	BAY	22 27 N	114 17 E	443	SHAN TSENG SEE SHAN TSENG	PPL	22 22 N	114 03 E 443
					SHAN TSUI	PPL	22 33 N	114 13 E 443
SHAM CHUNG WAN SEE CROOKED HARBOUR	HBR	22 33 N	114 16 E	443	SHAO CHOU SEE SHA CHAU	ISL	22 21 N	113 53 E 443
SHAM CHUN RIVER	STM	22 30 N	114 02 E	443	SHA PA	PPL	22 27 N	114 09 E 443
SHAM SEK TSUEN	LCIY	22 17 N	113 54 E	443	SHA PAI	RKW	22 29 N	114 22 E 443
SHAM SHUI KOK	PT	22 14 N	114 10 E	443				
SHAM SHUI PO	PPLX	22 20 N	114 09 E	443	SHA PAI	RKW	22 32 N	114 17 E 443
					SHAP LONG KAU TSUEN	PPL	22 14 N	113 59 E 443
SHAN SHU PO BARRACKS SEE					SHAP LONG SAN TSUEN	PPL	22 15 N	113 59 E 443
SHAM SHUI PO CAMP	FT	22 20 N	114 09 E	443	SHA PO	PPL	22 13 N	114 07 E 443
SHAN SHUI PO CAMP	FT	22 20 N	114 09 E	443	SHA PO	PPL	22 27 N	114 03 E 443
SHAN SHUI WAN	BAY	22 14 N	114 11 E	443				
SHAN TSENG	PPL	22 32 N	114 03 E	443	SHA PO KONG	PPL	22 23 N	113 55 E 443
SHAN TSENG SETTLEMENT BASIN	RSV	22 22 N	114 03 E	443	SHA PO NG TSUEN	PPLX	22 27 N	114 03 E 443
					SHAP YU KAU SEE TAI PO SHAN	MT	22 20 N	114 15 E 443
SHAN WAN	BAY	22 11 N	114 08 E	443	SHARP ISLAND SEE KIU TSUI CHAU	ISL	22 22 N	114 17 E 443
SHAN WAN	BAY	22 15 N	114 10 E	443	SHARP PEAK SEE NAN SHE TAU	MT	22 26 N	114 22 E 443
SHAN WAN TSUEN	PPL	22 19 N	113 56 E	443				
SHAN WAT	PPL	22 16 N	113 53 E	443	SHA TAU	PPL	22 25 N	114 21 E 443
SHAN CHAU	RKW	22 19 N	114 22 E	443	SHA TAU KOK	PPL	22 33 N	114 13 E 443
					SHA TAU KOK MOI	BAY	22 32 N	114 14 E 443
SHANG-HO-TAO SEE TAI HO TO	ISL	22 20 N	113 58 E	443	SHA TAU KOK TAN KA	PPLX	22 33 N	114 13 E 443
SHAN HA	PPL	22 17 N	113 56 E	443	SHA TIN	PPL	22 23 N	114 11 E 443
SHAN HA WAI SEE TSANG TAI UK	PPL	22 23 N	114 11 E	443				
SHAN KAI WAT	PPL	22 25 N	113 58 E	443	SHA TIN SEE SHA TIN WAI	PPL	22 23 N	114 12 E 443
SHAN KAI WAT SEE HA SHAN KAI WAT	PPL	22 31 N	114 09 E	443	SHA TIN	VAL	22 22 N	114 11 E 443

APPROVED FOR RELEASE: 2007/02/09: CIA-RDP01-00707R000100150009-3

SHATIN BAY SEE SHA TIN HOI	BAY	22 24 N	114 12 E	443	SHEKKU CHAU SEE SHEK KWU CHAU	ISL	22 12 N	113 59 E	443
SHA TIN HOI	BAY	22 24 N	114 12 E	443	SHEKKU CHOU SEE SHEK KWU CHAU	ISL	22 12 N	113 59 E	443
SHA TIN NEW TOWN SEE SHA TIN	PPL	22 23 N	114 11 E	443	SHEK KWU CHAU	ISL	22 12 N	113 59 E	443
SHA TIN TAU	PPL	22 23 N	114 11 E	443	SHEK KWU LUNG	PPL	22 23 N	114 13 E	443
SHA TIN VALLEY SEE SHA TIN	VAL	22 22 N	114 11 E	443	SHEK KWU LUNG	PPL	22 27 N	114 09 E	443
SHA TIN WAI	PPL	22 23 N	114 12 E	443	SHEK KWU WAN	BAY	22 22 N	114 18 E	443
SHA TONG MAU HEI	PT	22 19 N	114 21 E	443	SHEK KWU WAN	PT	22 22 N	114 18 E	443
SHA TONG MAU SHAN	ISL	22 19 N	114 21 E	443	SHEK LAU PU	PPL	22 17 N	113 56 E	443
SHA T'OU-CHIAO SEE SHA TAU KOK	PPL	22 33 N	114 13 E	443	SHEK LAU TUNG	PPL	22 25 N	114 10 E	443
SHA TSU	PPL	22 22 N	114 21 E	443	SHEK LEI	PPLX	22 22 N	114 08 E	443
SHA TSUI	PT	22 21 N	114 16 E	443	SHEK LEI PUI RESERVOIR	RSV	22 21 N	114 09 E	443
SHA TSUI TAU	PT	22 17 N	113 56 E	443	SHEKLOKTSUI SEE SHEK KOK TSUI	PT	22 14 N	114 06 E	443
SHAU KEI WAN	PPLX	22 17 N	114 13 E	443	SHEK LUNG KUNG	MT	22 23 N	114 05 E	443
SHAU KEI WAN SEE SHAU KEI WAN	PPLX	22 17 N	114 13 E	443	SHEK LUNG TSAI	PPL	22 24 N	114 14 E	443
SHA WAN	BAY	22 16 N	114 07 E	443	SHEK MIU SEE SHEK MIU WAN	BAY	22 17 N	114 17 E	443
SHEK TONG TSUI SEE SHEK TONG TSUI	PPLX	22 17 N	114 08 E	443	SHEK MIU WAN	BAY	22 17 N	114 17 E	443
SHEK CHAL	ISL	22 11 N	113 54 E	443	SHEK MUN KAP	PPL	22 16 N	113 56 E	443
SHEK CHUNG AU	PPL	22 32 N	114 13 E	443	SHEK NGA PUI	PASS	22 22 N	114 13 E	443
SHEK CHUNG KOK	PT	22 15 N	114 18 E	443	SHEK NGAL CHAU	ISL	22 28 N	114 26 E	443
SHEK CHUNG TSUI SEE SHEK CHUNG KOK	PT	22 15 N	114 18 E	443	SHEK NGAL CHOW SEE SHEK NGAU CHAU	ISL	22 28 N	114 26 E	443
SHEK HANG	PPL	22 25 N	114 18 E	443	SHEK O SEE SHEK O WAN	BAY	22 14 N	114 15 E	443
SHEKKA CH'UN-TAO SEE SOKO ISLANDS	ISLS	22 10 N	113 54 E	443	SHEK O PEAK	PK	22 14 N	114 14 E	443
SHEK KIP MEI	PPLX	22 20 N	114 10 E	443	SHEK O VILLAGE	PPL	22 14 N	114 15 E	443
SHEK KIP MI RESETTLEMENT AREA SEE					SHEK O WAN	BAY	22 14 N	114 15 E	443
SHEK KIP MEI	PPLX	22 20 N	114 10 E	443	SHEK PAI TAU	PPL	22 24 N	113 58 E	443
SHEK KIP MI VILLAGE SEE					SHEK PAI WAN	HBR	22 15 N	114 09 E	443
SHEK KIP MEI	PPLX	22 20 N	114 10 E	443	SHEKPAIWAN SEE ABERDEEN	PPL	22 15 N	114 09 E	443
SHEK KIU TAU	PPL	22 32 N	114 12 E	443	SHEK PAI WAN RESETTLEMENT ESTATE	PPL	22 15 N	114 10 E	443
SHEK KOK TSUI	PPL	22 23 N	113 57 E	443	SHEK PAN TAM	PPL	22 31 N	114 13 E	443
SHEK KOK TSUI	PT	22 14 N	114 06 E	443	SHEK PIK SEE				
SHEK KO LUNG SEE SHEK KWU LUNG	PPL	22 27 N	114 09 E	443	SHEK PIK TRAINING CENTRE	PRN	22 14 N	113 53 E	443
SHEK KONG	PPL	22 26 N	114 06 E	443	SHEK PIK SEE SHEK PIK RESERVOIR	RSV	22 14 N	113 54 E	443
SHEK KONG CAMP	CNPM	22 26 N	114 05 E	443	SHEK PIK AU	PPL	22 16 N	113 56 E	443

APPROVED FOR RELEASE: 2007/02/09: CIA-RDP01-00707R000100150009-3

SHEK PIK RESERVOIR	RSV	22 14 N	113 54 E	443	SHEUNG KO TAN	PPL	22 21 N	114 06 E	443
SHEK PIK TRAINING CENTRE	PRN	22 14 N	113 53 E	443	SHEUNG KWAI CHUNG	LCTY	22 22 N	114 08 E	443
SHEK POK WAI	PPL	22 21 N	114 14 E	443	SHEUNG KWAI CHUNG WAI	PPL	22 23 N	114 08 E	443
SHEK PO TSUEN	PPL	22 27 N	114 00 E	443	SHEUNG LAU WAN	PPL	22 17 N	114 17 E	443
SHEK SHEUNG HO	STM	22 31 N	114 07 E	443	SHEUNG LING PEI	PPL	22 17 N	113 56 E	443
SHEK SUN SEE PAN LAU	PEN	22 12 N	113 51 E	443	SHEUNG NIU TIN	PPL	22 30 N	114 15 E	443
SHEK TAU WAI	PPL	22 26 N	114 06 E	443	SHEUNG NAM WAN SEE NGAN WAN	BAY	22 16 N	114 15 E	443
SHEK TONG TSUI	PPLX	22 17 N	114 08 E	443	SHEUNG SAN WAI	PPL	22 28 N	114 03 E	443
SHEK TONG TSUI SEE DELCHER POINT	PT	22 17 N	114 08 E	443	SHEUNG SHAN KAI WAT	PPL	22 31 N	114 09 E	443
SHEK TSAI PO	PPL	22 15 N	113 51 E	443	SHEUNG SHUI	PPL	22 31 N	114 07 E	443
SHEK UK SHAN	MT	22 26 N	114 18 E	443	SHEUNG SHUI CHOI YUEN TSUEN	PPL	22 30 N	114 08 E	443
SHEK WAI KOK	PPL	22 23 N	114 07 E	443	SHEUNG SHUI TSUEN SEE SHEUNG SHUI	PPL	22 31 N	114 07 E	443
SHEK WAN	LCTY	22 21 N	114 05 E	443	SHEUNG SHUI WA SHAN	PPL	22 31 N	114 08 E	443
SHEK WO HUI SEE SHEK WU HUI	PPL	22 30 N	114 07 E	443	SHEUNG SZ MUN	CHNM	22 12 N	114 15 E	443
SHEK WU HUI	PPL	22 30 N	114 07 E	443	SHEUNG SZ MUN	PT	22 13 N	114 15 E	443
SHEK WU TONG	PPL	22 26 N	114 04 E	443	SHEUNG SZ WAN	PPL	22 19 N	114 17 E	443
SHEK WU WAI	PPL	22 30 N	114 04 E	443	SHEUNG TAM SHUI HANG	PPL	22 33 N	114 13 E	443
SHELTER ISLAND SEE NGAU HEI CHAU	ISL	22 20 N	114 18 E	443	SHEUNG TONG	PPL	22 24 N	114 05 E	443
SHEN-CH'UAN WAN SEE HAU HOI WAN	BAY	22 27 N	113 55 E	443	SHEUNG TSAT NUK KIU	PPL	22 30 N	114 13 E	443
SHEN-SHUI WAN SEE HAU HOI WAN	BAY	22 27 N	113 55 E	443	SHEUNG TSUEN	PPL	22 14 N	113 54 E	443
SHEP KIP HEI SEE SHEK KIP HEI	PPLX	22 20 N	114 10 E	443	SHEUNG TSUEN	PPL	22 26 N	114 06 E	443
SHE SHAN	PPL	22 27 N	114 08 E	443	SHEUNG TSUEN LAI KA TSZ	PPL	22 26 N	114 05 E	443
SHE TAU	PPL	22 24 N	114 18 E	443	SHEUNG WAN	PPLX	22 17 N	114 09 E	443
SHEUNG CHE	PPL	22 27 N	114 06 E	443	SHEUNG WO HANG	PPL	22 32 N	114 12 E	443
SHEUNG CHEUNG WAI	PPL	22 27 N	114 00 E	443	SHEUNG WONG YI AU	PPL	22 26 N	114 11 E	443
SHEUNG CHUK YUEN	PPL	22 29 N	114 03 E	443	SHEUNG MUN YIU	PPL	22 26 N	114 10 E	443
SHEUNG CHUNG HEI	PPL	22 21 N	114 06 E	443	SHEUNG YAU TIN	PPL	22 26 N	114 02 E	443
SHEUNG FA SHAN	PPL	22 23 N	114 05 E	443	SHEUNG YEUNG	PPL	22 19 N	114 17 E	443
SHEUNG HOI PA	PPLX	22 22 N	114 07 E	443	SHEUNG YIU	PPL	22 24 N	114 19 E	443
SHEUNG KENG HAU	PPL	22 22 N	114 10 E	443	SHEUNG YUE HO	STM	22 31 N	114 07 E	443
SHEUNG KING HAU SEE					SHEUNG YUEN LENG	PPLX	22 20 N	114 12 E	443
SHEUNG KENG HAU	PPL	22 22 N	114 10 E	443	SHE WAN TSUI	PT	22 21 N	114 20 E	443
SHEUNG KOK	PT	22 11 N	113 54 E	443	SHIAK O WAN SEE SHEK O WAN	BAY	22 14 N	114 15 E	443



SHIH-KANG CHUN-YING SEE									
SHEK KONG CAMP	CHPW	22 26 N	114 05 E	443					
SHIH-KAO CHOU SEE SHEK KWU CHAU	ISL	22 12 N	113 59 E	443					
SHING MUN RESERVOIR	RSV	22 23 N	114 09 E	443					
SHING MUN RIVER	STM	22 23 N	114 11 E	443					
SHING ON	PPLX	22 17 N	114 13 E	443					
SHINGSHE MUN SEE SHEUNG SZ MUN	CHNM	22 12 N	114 15 E	443					
SHING UK	PPLX	22 16 N	114 14 E	443					
SHING UK TSUEN	PPL	22 28 N	114 01 E	443					
SHUNGUN WAN SEE NGAN WAN	BAY	22 16 N	114 15 E	443					
SHONGCHU SEE SHEUNG SZ MUN	CHNM	22 12 N	114 15 E	443					
SHOUSON HILL	PPL	22 15 N	114 11 E	443					
SHUEN WAN	PPL	22 28 N	114 12 E	443					
SHUEN WAN CHAN UK	PPL	22 28 N	114 12 E	443					
SHUEN WAN CHIM UK	PPL	22 28 N	114 12 E	443					
SHUEN WAN LEI UK	PPL	22 28 N	114 12 E	443					
SHUI CHUEN O	MT	22 22 N	114 12 E	443					
SHUI HANG	BAY	22 12 N	114 01 E	443					
SHUI HAU	PPL	22 13 N	113 55 E	443					
SHUI LAU TIN	PPL	22 26 N	114 05 E	443					
SHUI MEI	PPL	22 27 N	114 04 E	443					
SHUI HONG TIN	PPL	22 27 N	114 13 E	443					
SHUI NGAU SHAN	MT	22 22 N	114 14 E	443					
SHUI PIN TSUEN	PPL	22 27 N	114 01 E	443					
SHUI PIN WAI	PPL	22 27 N	114 01 E	443					
SHUI TAU	PPL	22 27 N	114 04 E	443					
SHUI TIM TSUEN	PPL	22 27 N	114 01 E	443					
SHUI TSAN TIN	PPL	22 26 N	114 05 E	443					
SHUI TSENG WAN	PPL	22 15 N	114 00 E	443					
SHUI TSUI LO WAI	PPL	22 26 N	114 02 E	443					
SHUI TSUI SAN TSUEN	PPL	22 26 N	114 02 E	443					
SHUI WO	PPL	22 27 N	114 07 E	443					
SHUNCHAN SEE SHAN CHUN RIVER	STM	22 30 N	114 02 E	443					
SHUN-CHUN RIVER SEE									
SHAN CHUN RIVER	STM	22 30 N	114 02 E	443					
SHUNCHUN WAN SEE HAU HOI WAN	BAY	22 27 N	113 55 E	443					
SHUNG HIN TONG	PPL	22 30 N	114 09 E	443					
SHUN WAN HOI SEE									
PLOVER COVE RESERVOIR	RSV	22 28 N	114 15 E	443					
SHU TAO SEE TREE ISLAND	ISL	22 21 N	113 52 E	443					
SIAX SEE SHEK MIU WAN	BAY	22 17 N	114 17 E	443					
SIAX MIU SEE SHEK MIU WAN	BAY	22 17 N	114 17 E	443					
SIGAN SEE SAN PUI CHAU	ISL	22 26 N	114 16 E	443					
SIK KONG TSUEN	PPL	22 27 N	113 59 E	443					
SIK KONG WAI	PPL	22 27 N	113 59 E	443					
SILVER HINE BAY SEE NGAN KWONG WAN	BAY	22 16 N	114 00 E	443					
SILVERSTRAND SEE NAN YAU SHA	BAY	22 19 N	114 16 E	443					
SIN YAN TSENG	PPLX	22 12 N	114 01 E	443					
SIU A CHAU	ISL	22 11 N	113 55 E	443					
SIU A CHAU SHAN	HLL	22 11 N	113 54 E	443					
SIU A CHAU TSUEN	PPL	22 11 N	113 54 E	443					
SIU A CHAU WAN	BAY	22 11 N	113 55 E	443					
SIU-A-CHOU SEE SIU A CHAU	ISL	22 11 N	113 55 E	443					
SIU CHAI WAN	BAY	22 16 N	114 15 E	443					
SIU CHIK SHA	PPL	22 18 N	114 16 E	443					
SIU HANG HAU	PPL	22 18 N	114 17 E	443					
SIU HANG SAN TSUEN	PPL	22 31 N	114 09 E	443					
SIU HANG TSUEN	PPL	22 25 N	113 58 E	443					
SIU HANG TSUEN	PPL	22 31 N	114 09 E	443					
SIU KAU	PPL	22 29 N	114 17 E	443					
SIUKAU ISLAND SEE SIU KAU YI CHAU	ISL	22 17 N	114 03 E	443					
SIU KAU YI CHAU	ISL	22 17 N	114 03 E	443					
SIU LANG SHUI	PPL	22 22 N	113 56 E	443					
SIU LEK YUEN	PPL	22 23 N	114 13 E	443					
SIU LIK YUEN SEE SIU LEK YUEN	PPL	22 23 N	114 13 E	443					
SIU MEH SEE WANG MUN HOI	CHNM	22 32 N	114 18 E	443					

SIU MO TO	ISL	22 20 N	113 59 E	443	STABLE HILL SEE STABLES HILL	HLL	22 29 N	114 08 E	443
SIU MUN SEE WANG MUN HOI	CHNM	22 32 N	114 18 E	443	STABLES HILL	HLL	22 29 N	114 08 E	443
SIU OM SHAN	PPL	22 26 N	114 08 E	443	STAG HILL	HLL	22 32 N	114 10 E	443
SLEEPERS HILL SEE CHAM TIN SHAN	MT	22 21 N	114 13 E	443	STANLEY SEE CHEK CHUE	PPL	22 13 N	114 12 E	443
SLEEPERS KNOLL SEE CHAM TIN SHAN	MT	22 21 N	114 13 E	443	STANLEY SEE STANLEY PENINSULA	PEN	22 12 N	114 13 E	443
SLOPE ISLAND SEE TIT CHAM CHAU	ISL	22 16 N	114 16 E	443	STANLEY BAY SEE CHEK CHUE WAN	BAY	22 13 N	114 13 E	443
SMUGGLERS PASS SEE TSAU SZ AU	PASS	22 22 N	114 09 E	443	STANLEY GAP	PASS	22 16 N	114 12 E	443
SMUGGLERS RIDGE SEE MA TSZ KENG	RDGE	22 22 N	114 09 E	443	STANLEY MOUND	MT	22 14 N	114 12 E	443
SNOWDON	MT	22 29 N	114 05 E	443	STANLEY PENINSULA	PEN	22 12 N	114 13 E	443
SOK KU WAN SEE SOK KWU WAN	BAY	22 13 N	114 08 E	443	STANLEY TRAINING CENTRE	PRN	22 13 N	114 13 E	443
SOK KWU WAN	PPL	22 12 N	114 08 E	443	STANLEY VILLAGE SEE CHEK CHUE	PPL	22 13 N	114 12 E	443
SOK KWU WAN	BAY	22 13 N	114 08 E	443	STANTON CREEK SEE STAUNTON CREEK	STM	22 15 N	114 09 E	443
SOKO ISLANDS	ISLS	22 10 N	113 54 E	443	STAR FERRY PIER	PIER	22 17 N	114 09 E	443
SO KON PO SEE SO KWUN PO	PPL	22 30 N	114 08 E	443	STAR FERRY PIER	PIER	22 18 N	114 10 E	443
SO KON PO	PPLX	22 17 N	114 11 E	443	STARLING INLET SEE SHA TAU KOK HOI	BAY	22 32 N	114 14 E	443
SO KUN WAT SEE SO KWUN WAT	PPL	22 23 N	114 00 E	443	STATUE ROCK SEE HONG FU SHEK	RKL	22 22 N	114 11 E	443
SO KWUN PO	PPL	22 30 N	114 08 E	443	STAUNTON CREEK	STM	22 15 N	114 09 E	443
SO KWUN WAT	PPL	22 23 N	114 00 E	443	STEEPCLIFF HEAD SEE LUNG HA PAI	PT	22 18 N	114 22 E	443
SO KWUN WAT SAN TSUEN	PPL	22 23 N	114 00 E	443	STEEP ISLAND SEE KEI CHAU	ISL	22 17 N	114 19 E	443
SO LO PUN	PPL	22 32 N	114 15 E	443	STENHOUSE MOUNT	MT	22 12 N	114 07 E	443
SOOKUNG POD SEE SO KON PO	PPLX	22 17 N	114 11 E	443	STOKER'S PEAK SEE NGAU AU SHAN	MT	22 22 N	114 13 E	443
SOO KUN POD SEE SO KON PO	PPLX	22 17 N	114 11 E	443	STOKES POINT SEE TUNG SAM KEI TSUI	PT	22 26 N	114 21 E	443
SO SHI TAU	PT	22 17 N	114 17 E	443	STONECUTTERS ISLAND SEE	ISL	22 19 N	114 08 E	443
SOUTH BAY SEE NAM WAN	BAY	22 14 N	114 12 E	443	NGONG SHUEN CHAU	ISL	22 19 N	114 08 E	443
SOUTH CHANNEL SEE KAU LAU WAN HOI	CHNM	22 28 N	114 22 E	443	STONE HILL SEE MA HANG SHAN	HLL	22 14 N	114 13 E	443
SOUTH CHINA SEA	SEA	15 00 N	115 00 E	443	SUGAR LOAF SEE LO FU SHAN	HLL	22 14 N	114 13 E	443
SOUTH DOWNS	HLLS	22 29 N	114 06 E	443	SUGAR LOAF PEAK SEE SHUI CHUEN O	MT	22 22 N	114 12 E	443
SOUTHERN DISTRICT SEE					SUI KAU ISLAND SEE SIU KAU YI CHAU	ISL	22 17 N	114 03 E	443
ISLANDS DISTRICT	ADWD	22 21 N	114 14 E	443	SUI LAM	PPL	22 22 N	114 01 E	443
SOUTH GAU SEE WONG MAU CHAU	ISL	22 27 N	114 24 E	443	SUINKAU ISLAND SEE SIU KAU YI CHAU	ISL	22 17 N	114 03 E	443
SOUTH NINEPIN ISLAND SEE					SULPHUR CHANNEL	CHNM	22 17 N	114 07 E	443
NAM KWU CHAU	ISL	22 15 N	114 21 E	443	SUM WAN	BAY	22 11 N	113 55 E	443
SOUTH SEA SEE SOUTH CHINA SEA	SEA	15 00 N	115 00 E	443	SUN FUNG WAI	PPL	22 26 N	113 59 E	443

APPROVED FOR RELEASE: 2007/02/09: CIA-RDP01-00707R000100150009-3

SUNG KONG	ISL	22 11 N	114 17 E	443	TAI A CHAU	ISL	22 10 N	113 54 E	443
SUN KONG SEE SUNG KONG	ISL	22 11 N	114 17 E	443	TAI AU MUN	PPL	22 10 N	114 17 E	443
SUN KONG ISLAND SEE SUNG KONG	ISL	22 11 N	114 17 E	443	TAI CHAU	ISL	22 23 N	114 17 E	443
SUNNY FARM	CHPM	22 29 N	114 05 E	443	TAI CHAU TO	PPL	22 31 N	114 16 E	443
SUNSET PEAK	MT	22 15 N	113 57 E	443	TAI CHAU TO HOI SEE DOUBLE HAVEN	ANCH	22 31 N	114 16 E	443
SUNSHINE ISLAND SEE					TAI CHE	PPL	22 23 N	114 13 E	443
CHAU KUNG ISLAND	ISL	22 16 N	114 03 E	443	TAI CHIK MUN SEE CHEK CHAU HOI HAP	CHNM	22 30 N	114 21 E	443
SUTLEJ. RIVER SEE SHEK SHEUNG HO	STM	22 31 N	114 07 E	443	TAI CHIK SHA	PPL	22 18 N	114 17 E	443
SWEK MIU SEE SHEK MIU WAN	BAY	22 17 N	114 17 E	443	TAI CHING CHEUNG	PPL	22 21 N	114 08 E	443
SZ PAK	PPL	22 19 N	114 02 E	443	TAI CHUEN	PPL	22 21 N	114 03 E	443
SZ TSZ SHAN	RKL	22 21 N	114 11 E	443	TAI CHU TO HOI SEE DOUBLE HAVEN	ANCH	22 31 N	114 16 E	443
SZ TSZ UK	PPL	22 27 N	114 02 E	443	TAI HANG	PPL	22 28 N	114 09 E	443
					TAI HANG	PPLX	22 17 N	114 11 E	443
					TAI HANG HAU	PPL	22 18 N	114 16 E	443
					TAI HANG MEI	PPL	22 10 N	114 15 E	443
					TAI HANG TSUN SEE TAI HANG	PPLX	22 17 N	114 11 E	443
					TAI HANG VILLAGE SEE TAI HANG	PPLX	22 17 N	114 11 E	443
					TAI HO SEE TAI O	PPL	22 15 N	113 52 E	443
TABLE HILL	HLL	22 31 N	114 08 E	443	TAI HO	PPL	22 18 N	113 58 E	443
TABLE ISLAND SEE PING MIN CHAU	ISL	22 19 N	114 19 E	443	TAIHO SEE TAI YUE SHAN	ISL	22 15 N	113 56 E	443
TABLE ISLAND SEE TSING CHAU	ISL	22 32 N	114 17 E	443	TAIHO ISLAND SEE TAI YUE SHAN	ISL	22 15 N	113 56 E	443
TABLE ISLET SEE PING MIN CHAU	ISL	22 19 N	114 19 E	443	TAI HOI	PPL	22 26 N	114 16 E	443
TA-CHIAO TSUI SEE TAI KOK TSUI	PPLX	22 19 N	114 10 E	443	TAI HOI VILLAGE	PPLX	22 21 N	114 12 E	443
TA-HAO SEE TAI HO	PPL	22 18 N	113 58 E	443	TAI HONG TSUEN	PPL	22 26 N	114 04 E	443
TA-HAO FENG SEE FUNG WONG SHAN	MT	22 15 N	113 55 E	443	TAI HONG WAI	PPL	22 27 N	114 04 E	443
TA-HAO HAI-CHING SEE					TAI HO WAN SEE KONG SIN WAN	BAY	22 16 N	114 08 E	443
LANTAO CHANNEL	CHNM	22 10 N	113 50 E	443	TAI KAU	PPL	22 30 N	114 17 E	443
TA-HAO SHUI-TAO SEE LANTAO CHANNEL	CHNM	22 10 N	113 50 E	443	TAI KEI LENG	PPL	22 26 N	114 02 E	443
TA-HAO TAO SEE TAI YUE SHAN	ISL	22 15 N	113 56 E	443	TAI KEK	PPL	22 25 N	114 04 E	443
TA HO PAI	RKW	22 31 N	114 18 E	443	TAI KOK	PT	22 11 N	114 08 E	443
TA HO TUN	PPL	22 22 N	114 16 E	443	TAI KOK TAU	PT	22 10 N	114 15 E	443
TA-HSU SEE TAI YUE SHAN	ISL	22 15 N	113 56 E	443	TAI KOK TSU SEE TAI KOK TSUI	PPLX	22 19 N	114 10 E	443
TA-HSU SHAN SEE TAI YUE SHAN	ISL	22 15 N	113 56 E	443	TAI KOK TSUI	PPLX	22 19 N	114 10 E	443
TA-HSU TAO SEE TAI YUE SHAN	ISL	22 15 N	113 56 E	443					

APPROVED FOR RELEASE: 2007/02/09: CIA-RDP01-00707R000100150009-3

TAI KONG PD	PPL	22 27 N	114 04 E	443	TAI LONG BAY SEE TAI LONG WAN	BAY	22 24 N	114 23 E	443
TAIKOO DOCKS SEE TAIKOO DOCKYARD	DKY	22 17 N	114 13 E	443	TAI LONG HAN TIN SEE HAN TIN	PPL	22 25 N	114 22 E	443
TAIKOO DOCKYARD	DKY	22 17 N	114 13 E	443	TAI LONG HEAD SEE HOK TSUI	CAPE	22 13 N	114 16 E	443
TAIKOO DOCKYARDS SEE					TAI LONG PAI	RKSW	22 14 N	114 16 E	443
TAIKOO DOCKYARD	DKY	22 17 N	114 13 E	443	TAI LONG TSUI	HOLD	22 25 N	114 24 E	443
TAIKOO SHIPYARD SEE					TAI LONG WAN	PPL	22 13 N	113 53 E	443
TAIKOO DOCKYARD	DKY	22 17 N	114 13 E	443	TAI LONG WAN	BAY	22 13 N	113 53 E	443
TAIKU CHAU SEE HEI LING CHAU	ISL	22 15 N	114 02 E	443	TAI LONG WAN	BAY	22 13 N	114 00 E	443
TAI KU CHOW SEE HEI LING CHAU	ISL	22 15 N	114 02 E	443	TAI LONG WAN	BAY	22 15 N	114 15 E	443
TAI KWAI WAN	BAY	22 13 N	114 01 E	443	TAI LONG WAN	BAY	22 24 N	114 23 E	443
TAI LAK TENG SEE KWAI TAU LENG	MT	22 30 N	114 11 E	443	TAI LO SHAN	MT	22 22 N	114 13 E	443
TAI LAM CAMP	FT	22 23 N	113 59 E	443	TAI LUNG HEAD SEE HOK TSUI	CAPE	22 13 N	114 16 E	443
TAI LAM CHUNG	PPL	22 22 N	114 01 E	443	TAI MEI TUK	PPL	22 28 N	114 14 E	443
TAI LAM CHUNG	LCTY	22 23 N	114 02 E	443	TAI MIU SEE TAI MIU WAN	BAY	22 16 N	114 17 E	443
TAI LAM CHUNG SEE					TAI MIU WAN	BAY	22 16 N	114 17 E	443
TAI LAM CHUNG RESERVOIR	RSV	22 23 N	114 01 E	443	TAI HONG CHE	PPL	22 27 N	114 08 E	443
TAI LAM CHUNG RESERVOIR	RSV	22 23 N	114 01 E	443	TAI HONG TSAI	PPL	22 24 N	114 18 E	443
TAI LAM CHUNG SHUI TONG SEE					TAI HONG TSAI SEE TAI HONG CHE	PPL	27 27 N	114 08 E	443
TAI LAM CHUNG RESERVOIR	RSV	22 23 N	114 01 E	443	TAI HO SHAN	MT	22 25 N	114 07 E	443
TAI LAM CHUNG WONG UK SEE WONG UK	PPL	22 22 N	114 01 E	443	TAI HO YO	ISL	22 20 N	113 58 E	443
TAI LAM CHUNG WU UK SEE WU UK	PPL	22 22 N	114 01 E	443	TAI HUN SHAN	MT	22 25 N	114 22 E	443
TAI LAM KOI	MT	22 28 N	114 19 E	443	TAI NGAM TSUI	PT	22 21 N	114 18 E	443
TAI LAM KOK	PT	22 21 N	114 01 E	443	TAI NIM CHAU	ISL	22 32 N	114 16 E	443
TAI LAM LIU	PPL	22 23 N	114 17 E	443	TAI NO	PPL	22 22 N	114 14 E	443
TAI LAM TREATMENT CENTRE	PRN	22 22 N	114 01 E	443	TAI NO SHEUNG YEUNG	PPL	22 22 N	114 14 E	443
TAI LAN WU	PPL	22 21 N	114 14 E	443	TAI O	PPL	22 15 N	113 52 E	443
TAI LANG SHUI	PPL	22 24 N	113 56 E	443	TAI OM	PPL	22 27 N	114 08 E	443
TAI LEI	ISL	22 17 N	114 02 E	443	TAI ON SHAN	PPL	22 26 N	114 08 E	443
TAI LEK TENG SEE KWAI TAU LENG	MT	22 30 N	114 11 E	443	TAI O TOWN SEE TAI O	PPL	22 15 N	113 52 E	443
TAI LIN PAI	PPL	22 22 N	114 08 E	443	TAI PAI	HT	22 10 N	114 16 E	443
TAI LO AU	PASS	22 22 N	114 14 E	443	TAI PAK	PPL	22 18 N	114 01 E	443
TAI LONG	PPL	22 13 N	114 00 E	443	TAI PAK SEE TAI LEI	ISL	27 17 N	114 02 E	443
TAI LONG	PPL	22 25 N	114 22 E	443	TAI PANG WAN	BAY	22 33 N	114 24 E	443
TAI LONG SEE HAN TIN	PPL	22 25 N	114 22 E	443					

TAI PAU HAI	PT	22 18 N	114 10 E	443	TAI SHUI HANG	PPL	22 25 N	113 56 E	443
TAI PENG	PPL	22 14 N	114 07 E	443	TAI SHUI HANG	VAL	22 17 N	114 01 E	443
TAI PENG	PPL	22 16 N	114 15 E	443	TAI TAM	PPL	22 13 N	114 13 E	443
TAI PING SHAN	PPLX	22 17 N	114 09 E	443	TAI TAM	LCTY	22 10 N	114 16 E	443
TAI-P'ING SHAN SEE VICTORIA PEAK	PT	22 17 N	114 09 E	443	TAITAM SEE TAI TAM BAY	BAY	22 13 N	114 13 E	443
TAI PO	PPL	22 18 N	113 57 E	443	TAI TAM BAY	BAY	22 13 N	114 17 E	443
TAI PO	PPL	22 27 N	114 10 E	443	TAI TAM BAY SEE TAI TAM HARBOUR	BAY	22 14 N	114 14 E	443
TAI PO AREA SEE TAI PO DISTRICT	ADMD	22 25 N	114 10 E	443	TAI TAM GAP	PASS	22 16 N	114 13 E	443
TAI PO DISTRICT	ADMD	22 25 N	114 10 E	443	TAI TAM HARBOUR	BAY	22 14 N	114 14 E	443
TAI PO HOI	HBR	22 27 N	114 12 E	443	TAITAM HEAD SEE WONG NA KOK	PT	22 12 N	114 13 E	443
TAI-PO-HUI SEE TAI PO	PPL	22 27 N	114 10 E	443	TAI TAM INTERMEDIATE RESERVOIR	RSV	22 15 N	114 13 E	443
TAI PO KAU	PPL	22 26 N	114 11 E	443	TAI TAM MOUND	HLL	22 15 N	114 13 E	443
TAI PO KAU HUI	PPL	22 27 N	114 10 E	443	TAITAM PENINSULA SEE				
TAI PO KAU LO WAI	PPL	22 26 N	114 11 E	443	STANLEY PENINSULA	PEN	22 12 N	114 13 E	443
TAI PO KAU RESIDENTIAL AREA SEE					TAI TAM RESERVOIR	RSV	22 15 N	114 12 E	443
TAI PO KAU	PPL	22 26 N	114 11 E	443	TAITAM TAU SEE WONG NA KOK	PT	22 12 N	114 13 E	443
TAI PO KAU SAN WAI	PPL	22 26 N	114 11 E	443	TAITAM YUK SEE				
TAI PO MARKET SEE TAI PO	PPL	22 27 N	114 10 E	443	TAI TAM YUK RESERVOIR	RSV	22 15 N	114 13 E	443
TAI PO MEI	PPL	22 25 N	114 12 E	443	TAI TAM YUK RESERVOIR	RSV	22 15 N	114 13 E	443
TAI PO OLD MARKET SEE					TAI TAM WAN SEE TAI TAM BAY	BAY	22 13 N	114 13 E	443
TAI PO KAU HUI	PPL	22 27 N	114 10 E	443	TAI TAN	PPL	22 26 N	114 20 E	443
TAI PO SHAN	MT	22 20 N	114 15 E	443	TAI TAN HOI SEE KAU TONG HAU	BAY	22 26 N	114 20 E	443
TAI PO TAU	PPL	22 27 N	114 09 E	443	TAI TAN HOI HAP	HBR	22 27 N	114 21 E	443
TAI PO TAU LO WAI	PPL	22 27 N	114 09 E	443	TAI TAN YANG SEE TAI TO YAN	MT	22 27 N	114 07 E	443
TAI PO YIN	PPL	22 32 N	114 09 E	443	TAI TAN YANG SEE PAK TAI TO YAN	MT	22 28 N	114 08 E	443
TAI PO TSAI	PPL	22 20 N	114 15 E	443	TAI TAU CHAU	ISL	22 14 N	114 15 E	443
TAI PO TSAI	PPL	22 24 N	114 18 E	443	TAI TAU CHAU	ISL	22 22 N	114 19 E	443
TAI SHANG WAI	PPL	22 29 N	114 02 E	443	TAI TAU CHAU TSUI	PT	22 22 N	114 20 E	443
TAI SHEK HA SHAN	HLL	22 11 N	113 54 E	443	TAI TAU LENG	PPL	22 30 N	114 07 E	443
TAI SHEK HAU	PPLX	22 12 N	114 01 E	443	TAI TAU LING SEE TAI TAU LENG	PPL	22 30 N	114 07 E	443
TAI SHEUNG TOK	MT	22 20 N	114 14 E	443	TAI TAU MAI SEE TAI PAU MAI	PT	22 18 N	114 10 E	443
TAI SHE WAN	PPL	22 21 N	114 20 E	443	TAI TEI TONG	PPL	22 16 N	113 59 E	443
TAI SHUI HANG	PPL	22 24 N	114 13 E	443	TAI TI TONG SEE TAI TEI TONG	PPL	22 16 N	113 59 E	443

APPROVED FOR RELEASE: 2007/02/09: CIA-RDP01-00707R000100150009-3

TAI TONG	PPL	22 25 N	114 01 E	443	TAI YUE NGAM	PT	22 23 N	114 23 E	443
TAI TO YAN	MT	22 27 N	114 07 E	443	TAI YUE SHAN	ISL	22 15 N	113 56 E	443
TAI TSENG WAI	PPL	22 26 N	114 01 E	443	TAI YU NGAAM SEE TAI YUE NGAM	PT	22 23 N	114 23 E	443
TAI TSING CHAU	PPL	22 20 N	114 02 E	443	TAI YU NGAAM TENG SEE				
TAI TSOI YUEN KUI SEE FONG PIN SHO	PPLX	22 12 N	114 02 E	442	TUNG WAN SHAN	HLL	22 23 N	114 23 E	443
					TAI YU NGAM SEE TAI YUE NGAM	PT	22 23 N	114 23 E	443
TAI TUNG	PPL	22 26 N	114 16 E	443					
TAI TUNG WO LIU	PPL	22 25 N	114 16 E	443	TAI YU SHAN SEE SAI WAN SHAN	MT	22 23 N	114 22 E	443
TAI UK SEE TSANG TAI UK	PPL	22 23 N	114 11 E	443	TAIYU SHAN SEE TAI YUE SHAN	ISL	22 15 N	113 56 E	443
TAI UK WAI	PPLX	22 22 N	114 07 E	443	TAK YUET LAU	PPL	22 32 N	114 07 E	443
TAI WAI	PPL	22 23 N	114 11 E	443	TA-LANG SEE TAI LONG	PPL	22 13 N	114 00 E	443
					TALONG PAI SEE TAI LONG PAI	RKSW	22 14 N	114 16 E	443
TAI WAI	PPL	22 27 N	114 02 E	443					
TAI WAN	PPL	22 10 N	114 15 E	443	TANKAN SHUITAO SEE LEMA CHANNEL	CHNM	22 07 N	114 17 E	443
TAI WAN	PPL	22 24 N	114 17 E	443	TAN KON CHAU	PPL	22 30 N	114 03 E	443
TAI WAN	PPL	22 32 N	114 12 E	443	TAN KON SHAN	PPL	22 22 N	114 06 E	443
TAI WAN	COVE	22 18 N	114 11 E	443	TAN MI CAMP	CHPM	22 29 N	114 04 E	443
					TAN O SHAN SEE TAI MO SHAN	MT	22 25 N	114 07 E	443
TAI WAN KAU TSUEN	PPL	22 13 N	114 07 E	443					
TAI WAN SAN TSUEN	PPL	22 13 N	114 07 E	443	TAN SHUI HANG SEE HA TAN SHUI HANG	PPL	22 33 N	114 13 E	443
TAI WAN TAU	PPL	22 18 N	114 18 E	443	TANTU ISLAND SEE TUNG LUNG ISLAND	ISL	22 15 N	114 17 E	443
TAI WAN TO	PPL	22 13 N	114 07 E	443	TAN WAT	PPL	22 24 N	114 18 E	443
TAI WAN TSAN SEE TAI WAN SAN TSUEN	PPL	22 13 N	114 07 E	443	TAN CHEUNG	PPL	22 23 N	114 16 E	443
					TAN CHUK HANG	PPL	22 31 N	114 11 E	443
TAI WAN TSUN SEE TAI WAN SAN TSUEN	PPL	22 13 N	114 07 E	443					
TAI WO	PPL	22 21 N	114 08 E	443	TAN CHUK HANG LO WAI	PPL	22 31 N	114 10 E	443
TAI WO	PPL	22 25 N	114 04 E	443	TANG GRAVE HILL	HLL	22 23 N	114 06 E	443
TAI WO	PPL	22 28 N	114 09 E	443	TANG LUNG CHAU	ISL	22 21 N	114 04 E	443
TAI WO	PPL	22 30 N	114 10 E	443	TAN-KAN SHUI-TAO SEE LENA CHANNEL	CHNM	22 07 N	114 17 E	443
					TAN KA WAN	PPL	22 27 N	114 21 E	443
TAI WO HAU	PPL	22 22 N	114 08 E	443					
TAI WO HAU RESETTLEMENT AREA SEE					TAN KWAI TSUEN	PPL	22 26 N	114 00 E	443
TAI WO HAU	PPL	22 22 N	114 08 E	443	TANNER HILL ESTATE	PPLX	22 17 N	114 12 E	443
TAI WONG SEE TAI WONG HA	PPL	22 21 N	114 06 E	443	TAN PAI	RKW	22 19 N	114 20 E	443
TAI WONG HA	PPL	22 21 N	114 06 E	443	TAN SHAN HO	STM	22 31 N	114 10 E	443
TAI WONG SHEUNG	PPL	22 21 N	114 06 E	443	TAN SHAN TSUEN	PPL	22 20 N	114 14 E	443
TAI WO PING	PPLX	22 21 N	114 10 E	443	TAN TSUI SEE TUEN TSUI	HOLD	22 26 N	114 24 E	443
TAI-WO-SHI SEE TAI PO	PPL	22 27 N	114 10 E	443	TAO FENG SHAN SEE TO FUNG SHAN	PPL	22 23 N	114 11 E	443

TA PANG PO	PPL	22 20 N	114 01 E	443	THREE FATHOMS COVE SEE			
TA-PI'ENG WAN SEE TAI PANG WAN	BAY	22 33 N	114 24 E	443	KEI LING HA HOI	BAY	22 26 N	114 17 E 443
TAP MUN SEE TAP MUN SHI	PPL	22 28 N	114 21 E	443	THROAT GATES SEE KAP SHUI MUN	CHNM	22 21 N	114 03 E 443
TAP MUN CHAU	ISL	22 29 N	114 22 E	443	TIDE COVE SEE SHA TIN HOI	BAY	22 24 N	114 12 E 443
TAP MUN HOI	CHNM	22 30 N	114 21 E	443	TIDE ISLAND SEE PAK SHA CHAU	ISL	22 23 N	114 17 E 443
					TIDE POLE POINT SEE			
TAP MUN SHI	PPL	22 28 N	114 21 E	443	CHUEN LO KOK TSUI	PT	22 28 N	114 20 E 443
TAP SHEK KOK	PT	22 23 N	113 55 E	443				
TAP SIAK KUK SEE TAP SHEK KOK	PT	22 23 N	113 55 E	443	TIENHA WAN SEE TIN HA SHAN	HLL	22 17 N	114 17 E 443
TAP SIAK KOK POINT SEE					TIGER BALW GARDENS	GDN	22 17 N	114 12 E 443
TAP SHEK KOK	PT	22 23 N	113 55 E	443	TIN FU TSAI	PPL	22 24 N	114 04 E 443
TA-PIU SEE TAI PO DISTRICT	ADHD	22 25 N	114 10 E	443	TINGKAO SEE TING KAU	PPL	22 22 N	114 05 E 443
					TING KAU	PPL	22 22 N	114 05 E 443
TARGET VALLEY	LCTY	22 29 N	114 08 E	443				
TA SHEK WU	PPL	22 28 N	114 06 E	443	TING KAW SEE TING KAU	PPL	22 22 N	114 05 E 443
TA-A-SHIN CHIAO SEE TAP SHEK KOK	PT	22 23 N	113 55 E	443	TING KOK	PPL	22 28 N	114 13 E 443
TA-SHUI-K'ENG SEE TAI SHUI HANG	PPL	22 25 N	113 56 E	443	TIN HA SEE TIN HA WAN	PPL	22 17 N	114 17 E 443
TATE'S CAIRN SEE TAI LO SHAN	HT	22 22 N	114 13 E	443	TIN HA SHAN	HLL	22 17 N	114 17 E 443
					TIN HAU MIU	PPL	22 13 N	114 01 E 443
TATES PASS	PASS	22 21 N	114 13 E	443				
TATHONG CHANNEL SEE					TIN HA WAN	PPL	22 17 N	114 17 E 443
LAN TONG HOI HAP	CHNM	22 15 N	114 15 E	443	TIN LIU	PPL	22 18 N	113 59 E 443
TATHONG POINT SEE LAN TONG HEI	PT	22 14 N	114 17 E	443	TIN LIU	PPL	22 21 N	114 03 E 443
TATHONG ROCK SEE TAI LONG PAI	RKSW	22 14 N	114 16 E	443	TIN LIU	PPL	22 22 N	114 14 E 443
TA TIT YAN	PPL	22 25 N	114 10 E	443	TIN LIU	PPL	22 23 N	114 11 E 443
TAU CHAU	ISLS	22 13 N	114 11 E	443	TIN LIU HA	PPL	22 27 N	114 08 E 443
TAU LO CHAU	ISL	22 09 N	113 55 E	443	TIN LIU TSUEN	PPL	22 26 N	114 01 E 443
TA-YA-CHOU SEE TAI A CHAU	ISL	22 10 N	113 54 E	443	TIN PING SHAN	HLL	22 31 N	114 08 E 443
TEI TONG TSAI	PPL	22 16 N	113 55 E	443	TIN SAM	PPL	22 22 N	114 11 E 443
TEI TONG TSUI	PPL	22 16 N	114 17 E	443	TIN SAM	PPL	22 26 N	113 59 E 443
TELEGRAPH BAY SEE KONG SIN WAN	BAY	22 16 N	114 08 E	443	TIN SAM	PPL	22 26 N	114 04 E 443
TEMPLE HILL SEE TSZ WAN SHAN	HT	22 21 N	114 12 E	443	TIN SAM	PPL	22 28 N	114 11 E 443
THE BROTHERS	ISLS	22 20 N	113 58 E	443	TIN SHUI WAI	PPL	22 28 N	114 00 E 443
THE MARY STANTON CENTER	BLOG	22 15 N	114 10 E	443	TIN WAN SEE			
THE TWINS	HTS	22 14 N	114 12 E	443	TIN WAN RESETTLEMENT ESTATE	PPL	22 15 N	114 09 E 443
					TIN WAN RESETTLEMENT ESTATE	PPL	22 15 N	114 09 E 443
THINTSHUI WAN SEE ABERDEEN CHANNEL	CHNM	22 14 N	114 10 E	443				

TIONGKOK SELATAN, LAUT SEE					TONG FUK	PPL	22 14 N	113 56 E	443
SOUTH CHINA SEA	SEA	15 00 N	115 00 E	443	TONG FUK NIU WAN	BAY	22 13 N	113 55 E	443
TITAU SEE WAN TSAI	PEN	22 28 N	114 20 E	443	TONG HANG	PPL	22 29 N	114 29 E	443
TITAU PENINSULA SEE WAN TSAI	PEN	22 28 N	114 20 E	443	TONG HAU PAI	RF	22 21 N	114 21 E	443
TIT CHAN CHAU	ISL	22 16 N	114 16 E	443	TONG KAI TSENG	PPL	22 27 N	114 13 E	443
TIT CHAN CHAU SEE TIT CHAN CHAU	ISL	22 16 N	114 16 E	443					
					TONGKU SEE LUNG KWU CHAU	ISL	22 23 N	113 53 E	443
TIT HANG	PPL	22 31 N	114 05 E	443	TONGKU ISLAND SEE LUNG KWU CHAU	ISL	22 23 N	113 53 E	443
TIT KIM HANG	PPL	22 24 N	114 18 E	443	TONG KUNG LENG	PPL	22 29 N	114 06 E	443
TITOW PENINSULA SEE WAN TSAI	PEN	22 28 N	114 20 E	443	TONG KWU LIGHTHOUSE	LT	22 23 N	113 53 E	443
TIT SHUE PAI	RKW	22 28 N	114 21 E	443	TONG LO WAN SEE TUNG LO WAN	PPLX	22 17 N	114 11 E	443
TIT TAU SEE WAN TSAI	PEN	22 28 N	114 20 E	443					
					TONG MIN TSUEN	PPL	22 27 N	114 08 E	443
TIU CHUNG SEE TIU CHUNG PAI	ISL	22 20 N	114 19 E	443	TONG PO SHAM	ISL	22 14 N	114 11 E	443
TIU CHUNG CHAU	ISL	22 20 N	114 19 E	443	TONG TAU PO	PPL	22 26 N	114 02 E	443
TIU CHUNG PAI	ISL	22 20 N	114 19 E	441	TONG TO	PPL	22 33 N	114 13 E	443
TIU KENG LENG	PPL	22 18 N	114 15 E	443	TONG YAN SAN TSUEN	PPL	22 26 N	114 00 E	443
TIU KENG WAN SEE TIU KENG LENG	PPL	22 18 N	114 15 E	443					
					TONG YAU SAN TSUEN SEE				
TIU KENG WAN	COVE	22 18 N	114 15 E	443	TONG YAN SAN TSUEN	PPL	22 26 N	114 00 E	443
TIU TSO NGAM	PASS	22 21 N	114 12 E	443	TOP HILL	HLL	22 31 N	114 08 E	443
TIU YUE YUNG	MT	22 18 N	114 17 E	443	TO SHEK	PPL	22 23 N	114 12 E	443
TIU YU TAI SEE HAK KWAI SHAN	HLL	22 19 N	114 15 E	443	TO TAU	PPL	22 26 N	114 14 E	443
TJINA, LAUT SEE SOUTH CHINA SEA	SEA	15 00 N	115 00 E	443	TO TEI WAN	PPL	22 14 N	114 14 E	443
TO FUNG SHAN	PPL	22 23 N	114 11 E	443	TOWN ISLAND SEE FU TAU PUN CHAU	ISL	22 20 N	114 22 E	443
TOH SHEK SEE TO SHEK	PPL	22 23 N	114 12 E	443	TO YUEN TUNG	PPL	22 27 N	114 10 E	443
TOK WAN WAN SEE TO KWA WAN	PPLX	22 19 N	114 11 E	443	TO YUEN WAI	PPL	22 25 N	113 59 E	443
TO KWA PENG	PPL	22 26 N	114 20 E	443	TRAPPIST HAVEN SEE TAI SHUI HANG	VAL	22 17 N	114 01 E	443
TO KWA WAN	PPLX	22 19 N	114 11 E	443	TREE ISLAND SEE FO YEUK CHAU	ISL	22 14 N	114 08 E	443
TOLAMCHIN SEE TAI LAM CHUNG	PPL	22 22 N	114 01 E	443	TREE ISLAND	ISL	22 21 N	113 52 E	443
TOLO CHANNEL SEE CHEK MUN HOI HAP	CHNM	22 28 N	114 17 E	443	TRIO ISLAND SEE LAK LEI TSAI	ISLS	22 18 N	114 19 E	443
T'OL-LO-CHIANG SEE TAI PO HOI	HBR	22 27 N	114 12 E	443	TRIO ISLANDS SEE LAK LEI TSAI	ISLS	22 18 N	114 19 E	443
TOLO HARBOUR SEE TAI PO HOI	HBR	22 27 N	114 12 E	443	TRIO ISLETS SEE LAK LEI TSAI	ISLS	22 18 N	114 19 E	443
TONG CHAI WAN	BAY	22 11 N	113 55 E	443	TSAI MUK KIU SEE HA TSAI MUK KIU	PPL	22 31 N	114 13 E	443
TONG FONG	PPL	22 32 N	114 09 E	443	TSAK YUE WU	PPL	22 24 N	114 19 E	443
TONG FONG TSUEN	PPL	22 27 N	114 00 E	443	TSAM CHUK WAN SEE TSAM CHUK WAN	BAY	22 23 N	114 19 E	443



APPROVED FOR RELEASE: 2007/02/09: CIA-RDP01-00707R000100150009-3

TSAN CHUK WAN	PPL	22 24 N	114 18 E	443	TSING CHAU TSAI	PPL	22 20 N	114 02 E	443
TSAN CHUK WAN	BAY	22 23 N	114 19 E	443	TSING CHAU WAN	PPL	22 20 N	114 02 E	443
TSANG KOK	PPL	22 25 N	113 55 E	443	TSING CHUEN WAI	PPL	22 26 N	113 59 E	443
TSANG TAI UK	PPL	22 23 N	114 11 E	443	TSING CHUEN WAI	PPL	22 26 N	114 02 E	443
TSAT MUK KIU SEE HA TSAT MUK KIU	PPL	22 31 N	114 13 E	443	TSING FAI TONG	PPL	22 23 N	114 04 E	443
TSAT SING KONG	PPL	22 27 N	114 05 E	443	TSING ISLAND SEE TSING YI	ISL	22 21 N	114 06 E	443
TSAT TSI HUI	PPLX	22 18 N	114 12 E	443	TSING LENG TSUI	PPL	22 21 N	114 07 E	443
TSAT TSI HUI	PT	22 18 N	114 12 E	443	TSING LUNG TAU	PPL	22 22 N	114 03 E	443
TSAT TZE HUI SEE TSAT TSI HUI	PT	22 18 N	114 12 E	443	TSING LUNG TSUEN	PPL	22 30 N	114 04 E	443
TSAU SZ AU	PASS	22 22 N	114 09 E	443	TSING SHAN	HT	22 23 N	113 57 E	443
TSAU WAN	COVE	22 18 N	114 14 E	443	TSING SHAN TSUEN	PPL	22 24 N	113 58 E	443
TSE LEUNG CHAU SEE TUEN TAU CHAU	ISL	22 22 N	114 18 E	443	TSING SHAN WAN	BAY	22 23 N	113 58 E	443
TSENG LAN SHU SEE TSENG LAN SHUE	PPL	22 20 N	114 14 E	443	TSING SHUI WAN	BAY	22 17 N	114 18 E	443
TSENG LAN SHUE	PPL	22 20 N	114 14 E	443	TSING TAU SEE TSENG TAU	PPL	22 26 N	114 16 E	443
TSENG TAU	PPL	22 26 N	114 16 E	443	TSING TAU SEE A SHAN TSENG TAU	PPL	22 28 N	114 12 E	443
TSENG TAU SAN TSUEN	PPL	22 16 N	113 59 E	443	TSING YI	ISL	22 21 N	114 06 E	443
TSENG TAU WAI	PPL	22 24 N	113 59 E	443	TSING YI BAY	COVE	22 21 N	114 06 E	443
TSEUNG KONG WAI	PPL	22 27 N	113 59 E	443	TSING YI ISLAND SEE TSING YI	ISL	22 21 N	114 06 E	443
TSEUNG KWAN O	PPL	22 20 N	114 15 E	443	TSING YI TOWN	PPL	22 21 N	114 06 E	443
TSEUNG KWAN O	BAY	22 18 N	114 15 E	443	TSIN SHUI MA TAU	PPLX	21 17 N	114 14 E	443
TSEUN WAN SEE TSUEN WAN DISTRICT	ADND	22 21 N	114 05 E	443	TSIN SHUI WAN	PPL	22 14 N	114 12 E	443
TSIH CHAU	ISLS	22 24 N	114 23 E	443	TSIN SHUI WAN	BAY	22 14 N	114 11 E	443
TSIH FUNG SHAN	HT	22 20 N	114 14 E	443	TSIN YUE WAN	PPL	22 13 N	113 50 E	443
TSIH MEI FUNG	HT	22 22 N	114 13 E	443	TSIU HANG	PPL	22 22 N	114 16 E	443
TSIH SHAN	HT	22 21 N	114 09 E	443	TSIU HANG	PPL	22 26 N	114 12 E	443
TSIH SHA TSUI	PPLX	22 18 N	114 10 E	443	TSIU HANG	PPL	22 33 N	114 13 E	443
TSIH SHA TSUI	PT	22 17 N	114 10 E	443	TSIU HANG HAU	PPL	22 22 N	114 16 E	443
TSIH TSA TSUI SEE TSIH SHA TSUI	PT	22 17 N	114 10 E	443	TSIU KENG LO WAI	PPL	22 29 N	114 06 E	443
TSING CHAN SEE GREEN ISLAND	ISL	22 17 N	114 07 E	443	TSIU KENG PANG UK	PPL	22 29 N	114 06 E	443
TSING CHAU	NLL	22 21 N	114 07 E	443	TSIU LAM	PPL	22 28 N	114 12 E	443
TSING CHAU SEE GREEN ISLAND	ISL	22 17 N	114 07 E	443	TSIU LUNG	PPL	22 23 N	114 16 E	443
TSING CHAU	ISL	22 32 N	114 17 E	443	TSIU WO	PPL	22 18 N	114 17 E	443
TSING CHAU LEK SEE YAN TONG HOI	CHNM	22 32 N	114 17 E	443	TSD DUI WAN SEE TSD TUI WAN	COVE	22 15 N	114 15 E	443

APPROVED FOR RELEASE: 2007/02/09: CIA-RDP01-00707R000100150009-3

TSOI YUEN KOK	PPLX	22 33 N	114 13 E	443	TUEN MUN KAU HUI	PPL	22 23 N	113 58 E	443
TSOI YUEN TSUEN	PPL	22 16 N	113 59 E	443	TUEN MUN SAN HUI	PPL	22 24 N	113 58 E	443
TSQK POK HANG	PPL	22 23 N	114 12 E	443	TUEN TAU CHAU	ISL	22 22 N	114 18 E	443
TSO KUNG TAN	PPLX	22 23 N	114 06 E	443	TUEN TSUI	HDLO	22 26 N	114 24 E	443
TSO SHAN	HT	22 25 N	114 10 E	443	TUEN TSI WAI	PPL	22 25 N	113 59 E	443
TSO TUI HA	PPL	22 22 N	114 13 E	443	TUI MIN CHAU	ISL	22 32 N	114 18 E	443
TSO TUI WAN	COVE	22 15 N	114 15 E	443	TUI HUI CHAU SEE TUI MIN CHAU	ISL	22 32 N	114 18 E	443
TSO WAN	PPL	22 19 N	114 03 E	443	TUIMUI CHOW SEE TUI MIN CHAU	ISL	22 32 N	114 18 E	443
TSO WO HANG	PPL	22 24 N	114 17 E	443	TUK HEI CHUNG	PPL	22 23 N	113 55 E	443
TSUEN SHEK SHAN	HLL	22 21 N	114 12 E	443	TUNGO CHAU SEE TONG PO SHAN	ISL	22 14 N	114 11 E	443
TSUEN WAN	PPL	22 22 N	114 06 E	443	TUNG CHAN WAI	PPL	22 30 N	114 04 E	443
TSUEN WAN	BAY	22 22 N	114 06 E	443	TUNG CHUNG SEE NEW YUNG CHUNG HANG	PPL	22 17 N	113 57 E	443
TSUEN WAN AREA SEE					TUNG CHUNG BAY SEE TUNG CHUNG WAN	BAY	22 17 N	113 56 E	443
TSUEN WAN DISTRICT	ADHD	22 21 N	114 05 E	443	TUNG CHUNG FORT	PT	22 17 N	113 56 E	443
TSUEN WAN DISTRICT	ADHD	22 21 N	114 05 E	443	TUNG CHUNG HANG SEE				
TSUEN WAN TOWN SEE TSUEN WAN	PPL	22 22 N	114 06 E	443	NEW TUNG CHUNG HANG	PPL	22 17 N	113 57 E	443
TSUI KING LO WAI SEE					TUNG CHUNG WAN	BAY	22 17 N	113 56 E	443
TSUI KENG LO WAI	PPL	22 29 N	114 06 E	443	TUNG HING	PPL	22 17 N	113 56 E	443
TSUNG PAK LONG	PPL	22 30 N	114 07 E	443	TUNG KING PAI	RF	22 28 N	114 17 E	443
TSUNG TAU HA	PPL	22 24 N	114 12 E	443	TUNG KING PAI	RF	22 28 N	114 17 E	443
TSUNG TSAI YUEN	PPL	22 26 N	114 11 E	443	TUNG KOK WAI	PPL	22 30 N	114 09 E	443
TSUNG YUEN	PPL	22 31 N	114 07 E	443	T'UNG-KU SEE LUNG KIU CHAU	ISL	22 23 N	113 53 E	443
TSUNG YUEN HA	PPL	22 33 N	114 09 E	443	TUNG KU CHAU SEE TONG PO SHAN	ISL	22 14 N	114 11 E	443
TSUN WAN SEE TSUEN WAN	PPL	22 22 N	114 06 E	443	TUNG KUD CHAU	ISL	22 16 N	114 22 E	443
TSUN WAN SEE TSUEN WAN	BAY	22 22 N	114 06 E	443	TUNG KUU SEE LUNG KUU CHAU	ISL	22 23 N	113 53 E	443
TSUN WAN WAI SEE TSUEN WAN	PPL	22 22 N	114 06 E	443	TUNG LO WAN	PPL	22 23 N	114 11 E	443
TSZ LO LAN SHAN	HT	22 15 N	114 12 E	443	TUNG LO WAN	PPLX	22 17 N	114 11 E	443
TSZ TIN TSUEN	PPL	22 25 N	113 58 E	443	TUNG LO WAN	ANCH	22 17 N	114 11 E	443
TSZ TONG TSUEN	PPL	22 26 N	114 04 E	443	TUNG LUNG SEE TUNG LUNG ISLAND	ISL	22 15 N	114 17 E	443
TSZ TONG TSUEN	PPL	22 30 N	114 09 E	443	TUNG LUNG ISLAND	ISL	22 15 N	114 17 E	443
TSZ WAN SHAN	PPLX	22 21 N	114 12 E	443	TUNLUNG KOK SEE LAN TONG HEI	PT	22 14 N	114 17 E	443
TSZ WAN SHAN	HT	22 21 N	114 12 E	443	TUNG-LUNG-TAO SEE TUNG LUNG ISLAND	ISL	22 15 N	114 17 E	443
T'UAN-WEN SEE TSING SHAN WAN	BAY	22 23 N	113 58 E	443					

APPROVED FOR RELEASE: 2007/02/09: CIA-RDP01-00707R000100150009-3

TUNG-HAN-LIAO SHUI-TAO SEE					
EAST LANNA CHANNEL	CHNR	22 16 N	114 09 E	443	
TUNG O	PPL	22 12 N	114 08 E	443	
TUNG O	PPL	22 33 N	114 17 E	443	
TUNG O SEE TUNG O WAN	BAY	22 12 N	114 09 E	443	
TUNG O WAN	BAY	22 12 N	114 09 E	443	
TUNG SAN KEI	PPL	22 26 N	114 21 E	443	
TUNG SAN KEI LEMG SEE					
TUNG SAN KEI SHAM	HLL	22 26 N	114 21 E	443	
TUNG SAN KEI SHAM	HLL	22 26 N	114 21 E	443	
TUNG SAN KEI TSUI	PT	22 26 N	114 21 E	443	
TUNG SHAN	MT	22 21 N	114 13 E	443	
TUNG SHAN HA	PPL	22 30 N	114 11 E	443	
TUNG SHING LEI	PPL	22 27 N	114 03 E	443	
TUNG TAU SEE TUNG TAU TSUEN	PPLX	22 20 N	114 11 E	443	
TUNG TAU CHAU	ISL	22 27 N	114 15 E	443	
TUNG TAU TSUEN	PPL	22 27 N	113 59 E	443	
TUNG TAU TSUEN	PPL	22 27 N	114 01 E	443	
TUNG TAU TSUEN	PPL	22 27 N	114 02 E	443	
TUNG TAU TSUEN	PPLX	22 20 N	114 11 E	443	
TUNG TAU TSUN SEE TUNG TAU TSUEN	PPLX	22 20 N	114 11 E	443	
TUNG TAU VILLAGE SEE					
TUNG TAU TSUEN	PPLX	22 20 N	114 11 E	443	
TUNG TAU WAN	BAY	22 13 N	114 13 E	443	
TUNG TSAI SEE TUNG TSI	PPL	22 28 N	114 12 E	443	
TUNG TSI	PPL	22 28 N	114 12 E	443	
TUNG WAN	PPL	22 21 N	114 03 E	443	
TUNG WAN	PPL	22 31 N	114 19 E	443	
TUNG WAN	BAY	22 10 N	113 55 E	443	
TUNG WAN	BAY	22 13 N	113 54 E	443	
TUNG WAN	BAY	22 13 N	114 02 E	443	
TUNG WAN SHAM	HLL	22 23 N	114 23 E	443	
TUNG WAN TAU	PPL	22 16 N	114 00 E	443	
TUNG WAN TSAI	BAY	22 13 N	114 02 E	443	
TUNG YEUNG SHAN	MT	22 21 N	114 13 E	443	
TUNG-YUNG WAN SEE TUNG CHUNG WAN	BAY	22 17 N	113 56 E	443	
TURREY HILL SEE HUI PO SHAN	MT	22 24 N	114 13 E	443	
TURREY PASS SEE HUI PO AU	PASS	22 23 N	114 14 E	443	
TWEED ISLAND SEE LO CHAU ISLAND	ISL	22 13 N	114 13 E	443	
TY TAN BAY SEE TAI TAN BAY	BAY	22 13 N	114 13 E	443	
TY TAN INTERMEDIATE RESERVOIR SEE					
TAI TAN INTERMEDIATE RESERVOIR	RSV	22 15 N	114 13 E	443	
TY TAN MOUND SEE TAI TAN MOUND	HLL	22 15 N	114 13 E	443	
TY TAN RESERVOIR SEE					
TAI TAN RESERVOIR	RSV	22 15 N	114 12 E	443	
TY TAN TUK SEE					
TAI TAN TUK RESERVOIR	RSV	22 15 N	114 13 E	443	
TY TAN TUK RESERVOIR SEE					
TAI TAN TUK RESERVOIR	RSV	22 15 N	114 13 E	443	
TY TAN WAN SEE TAI TAN BAY	BAY	22 13 N	114 13 E	443	
UK FHEUNG	PPL	22 23 N	114 15 E	443	
UK TAU	PPL	22 26 N	114 20 E	443	
U KWAI SHA TSUI SEE					
WU KWAI SHA TSUI	CAPE	22 26 N	114 14 E	443	
UNG KONG WAN	PT	22 20 N	114 21 E	443	
UNG KWAI CHAU SEE TAI CHAU	ISL	22 23 N	114 17 E	443	
UN KOK SEE YUEN KOK	PT	22 11 N	114 09 E	443	
UN LONG SEE YUEN LONG KAU HUI	PPL	22 27 N	114 02 E	443	
UN LONG HUI SEE YUEN LONG KAU HUI	PPL	22 27 N	114 02 E	443	
UPPER KEUNG SHAN	PPL	22 15 N	113 53 E	443	
URMSTON ROAD	ANCH	22 23 N	113 54 E	443	

APPROVED FOR RELEASE: 2007/02/09: CIA-RDP01-00707R000100150009-3

URN ISLAND SEE TAI TAU CHAU	ISL	22 22 N	114 19 E	443	WAN CHAI	PPLX	22 17 N	114 10 E	443
					WAN CHAI GAP	PASS	22 16 N	114 10 E	443
					WAN CHAM SHAN	RDGE	22 14 N	114 14 E	443
					WAN CHAU KOK SEE WANG CHAU KOK	PT	22 20 N	114 23 E	443
					WANCHOW KOK SEE WANG CHAU KOK	PT	22 20 N	114 23 E	443
					WAN CHU CHAU SEE NGONG SHUEN CHAU	ISL	22 19 N	114 08 E	443
VERNON PASS	PASS	22 31 N	114 07 E	443	WAN CHUK KOK HOI SEE				
VICTORIA	PPL	22 17 N	114 09 E	443	WONG CHUK KOK HOI	CHNM	22 31 N	114 19 E	443
VICTORIA GAP	PASS	22 16 N	114 09 E	443	WANCHU KOK SEE WONG CHUK KOK	PT	22 13 N	114 09 E	443
VICTORIA HARBOUR	HBR	22 17 N	114 10 E	443	WANG CHAU	ISL	22 20 N	114 22 E	443
VICTORIA PARK	PRK	22 17 N	114 11 E	443	WANG CHAU	LCTY	22 27 N	114 01 E	443
					WANG CHAU KOK	PT	22 20 N	114 23 E	443
VICTORIA PEAK	MT	22 17 N	114 09 E	443	WANG CHE	PPL	22 22 N	114 14 E	443
VICTOR ROCK	RKV	22 18 N	114 26 E	443	WANG-CHIA-WEI SEE WONG KA WAI	PPL	22 24 N	113 59 E	443
VILLAGE ROCK	RKV	22 32 N	114 17 E	443	WANGCHUKKOK HOI SEE				
VINY RIDGE	RDGE	22 32 N	114 08 E	443	WONG CHUK KOK HOI	CHNM	22 31 N	114 19 E	443
VIOLET HILL SEE TSI LO LAN SHAN	MT	22 15 N	114 12 E	443	WANG HANG	PPLX	22 17 N	114 13 E	443
					WANG LAN SEE WANG LANG ISLAND	ISL	22 11 N	114 18 E	443
VOLUNTEER CAMP	CHPM	22 29 N	114 08 E	443	WANG LANG ISLAND	ISL	22 11 N	114 18 E	443
VOLUNTEER SLOPE	SLP	22 29 N	114 08 E	443	WANG LENG TAU	PPL	22 29 N	114 15 E	443
					WANG LING SEE WANG LEI TAU	PPL	22 29 N	114 15 E	443
					WANG LING CHUI SEE WANG LENG TAU	PPL	22 29 N	114 15 E	443
					WANG LING TAU SEE WANG LENG TAU	PPL	22 29 N	114 15 E	443
					WANG LONG	PPL	22 13 N	114 07 E	443
WAG LAN SEE WANG LANG ISLAND	ISL	22 11 N	114 18 E	443	WANG MUN HUI	CHNM	22 32 N	114 18 E	443
WAM FU ESTATE	PPL	22 15 N	114 08 E	443	WANG SHAN KEUK	PPL	22 30 N	114 13 E	443
WAI HA	PPL	22 26 N	114 12 E	443	WANG SHAN KEUK SEE				
WAI KAP PAI	RF	22 20 N	114 21 E	443	WANG SHAN KEUK SAN TSUEN	PPL	22 32 N	114 10 E	443
WAI TAU SEE WAI TAU TSUEN	PPL	22 26 N	114 09 E	443					
					WANG SHAN KEUK SAN TSUEN	PPL	22 32 N	114 10 E	443
WAI TAU TSUEN	PPL	22 26 N	114 09 E	443	WANG TAU HOM	PPLX	22 21 N	114 11 E	443
WAI TSAI	PPL	22 29 N	114 03 E	443	WANG TOI SHAN	PPL	22 27 N	114 06 E	443
WA MEI SHAN	PPL	22 29 N	114 08 E	443	WANG TONG	PPL	22 15 N	114 00 E	443
WAN CHAI SEE WAN TSAI	PPL	22 10 N	114 15 E	443	WAN HAU CHAU	ISL	22 11 N	113 54 E	443

APPROVED FOR RELEASE: 2007/02/09: CIA-RDP01-00707R000100150009-3

WAN TAU KOK	PPL	22 27 N	114 10 E	443	WO HOP SHEK	PPL	22 29 N	114 09 E	443
WAN TAU TONG	PPL	22 27 N	114 10 E	443	WO HOP SHEK CEMETERY	CHTY	22 29 N	114 08 E	443
WAN TSAI	PPL	22 10 N	114 15 E	443	WO KENG SHAN	PPL	22 32 N	114 10 E	443
WAN TSAI	PEN	22 28 N	114 20 E	443	WOK YUK PAI SEE TONG HAU PAI	RF	22 21 N	114 21 E	443
WAN TSAI PAI	RKW	22 28 N	114 21 E	443	WO LEI HOP SEE WO YI HOP	PPL	22 23 N	114 08 E	443
WARBURG ROCK SEE TIT SHUE PAI	RKW	22 28 N	114 21 E	443	WO LI HOP SEE WO YI HOP	PPL	22 23 N	114 08 E	443
WA SHAN KEUK SEE WANG SHAN KEUK	PPL	22 30 N	114 13 E	443	WO LIU	PPL	22 15 N	113 59 E	443
WATERFALL BAY SEE PUK PO WAN	COVE	22 15 N	114 08 E	443	WO LIU	PPL	22 24 N	114 17 E	443
WATERWITCH ROCK SEE SHA PAI	RKW	22 29 N	114 22 E	443	WO LIU	PPL	22 26 N	114 08 E	443
WEI SAM CHAU SEE FAN KWAI LUN CHAU	ISLS	22 20 N	114 22 E	443	WO LIU HANG	PPL	22 24 N	114 12 E	443
WEISAM CHOW SEE FAN KWAI LUN CHAU	ISLS	22 20 N	114 22 E	443	WO LO YUUI SEE PO LO TSUI	PT	22 13 N	114 06 E	443
WEST ARM SEE KAU TONG HAU	BAY	22 26 N	114 20 E	443	WO MEI	PPL	22 21 N	114 15 E	443
WEST BAY SEE CHUNG HOM WAN	BAY	22 13 N	114 12 E	443	WONG CHAU TSAI	ISL	22 22 N	114 18 E	443
WEST BROTHER SEE TAI HO TO	ISL	22 20 N	113 58 E	443	WONG CHUK HANG	PPL	22 23 N	114 21 E	443
WEST BUFFALO HILL SEE					WONG CHUK HANG	VAL	22 15 N	114 10 E	443
WUNG NGAU SHAN	MT	22 22 N	114 14 E	443	WONG CHUK HANG KAU WAI	PPL	22 15 N	114 11 E	443
WEST LAMMA CHANNEL	CHNM	22 13 N	114 04 E	443	WONG CHUK HANG SAN WAI	PPL	22 15 N	114 10 E	443
WEST REEF SEE LUNG SHAN PAI	RF	22 14 N	113 08 E	443	WONG CHUK KOK	PT	22 13 N	114 09 E	443
WEST ROCK SEE LUNG SHAN PAI	RF	22 14 N	114 08 E	443	WONGCHUK KOK SEE				
WHITE COVE SEE NAM FUNG WAN	BAY	22 28 N	114 20 E	443	WONG CHUK KOK TSUI	HOLD	22 31 N	114 20 E	443
WHITE HEAD SEE WU KWAI SHA TSUI	CAPE	22 26 N	114 14 E	443	WONG CHUK KOK HOI	CHNM	22 31 N	114 19 E	443
WHITE POINT	PT	22 19 N	114 08 E	443	WONG CHUK KOK MUN	CHNM	22 30 N	114 18 E	443
WING LING TSUEN	PPL	22 30 N	114 09 E	443	WONG CHUK KOK TSUI	HOLD	22 31 N	114 20 E	443
WING LUNG WAI	PPL	22 26 N	114 04 E	443	WONG CHUK LONG	PPL	22 26 N	114 19 E	443
WING NING SEE WING NING WAI	PPL	22 30 N	114 09 E	443	WONG CHU KOK SEE WONG CHUK KOK	PT	22 13 N	114 09 E	443
WING NING LEI	PPL	22 27 N	114 06 E	443	WONG CHUK SHAN	PPL	22 23 N	114 14 E	443
WING NING TSUEN	PPL	22 27 N	114 01 E	443	WONG CHUK TSUEN	PPL	22 28 N	114 14 E	443
WING NING WAI	PPL	22 30 N	114 09 E	443	WONG CHUK WAN	PPL	22 24 N	114 17 E	443
WING PING TSUEN	PPL	22 30 N	114 04 E	443	WONG CHUK YEUNG	PPL	22 24 N	114 10 E	443
WINTZ HILL SEE MAU PING SHAN	HLL	22 29 N	114 21 E	443	WONG CHUK YEUNG	PPL	22 24 N	114 16 E	443
WO SEE PO LO TSUI	PT	22 13 N	114 06 E	443	WONG FUNG LENG	PPL	22 24 N	113 59 E	443
WO CHE	PPL	22 23 N	114 11 E	443	WONG FUNG TIN	PPL	22 17 N	113 59 E	443
WO HANG TAI LONG	PPL	22 32 N	114 12 E	443	WONG KA WAI	PPL	22 17 N	113 56 E	443

APPROVED FOR RELEASE: 2007/02/09: CIA-RDP01-00707R000100150009-3

WONG KA WAI	PPL	22 24 N	113 59 E	443	WONG YUE TAN	PPL	22 28 N	114 12 E	443
WONG KENG TEI	PPL	22 24 N	114 19 E	443	WON YIU SEE SHEUNG WUN YIU	PPL	22 26 N	114 10 E	443
WONG KENG TSAI	PPL	22 21 N	114 14 E	443	WOODMAN REEF SEE KOK TAI PAI	RF	22 31 N	114 18 E	443
WONG LING SEE WANG LENG TAU	PPL	22 29 N	114 15 E	443	WO SHA SEE LOK WO SHA	PPL	22 26 N	114 14 E	443
WONG LUNG HANG	PPL	22 16 N	113 57 E	443	WO SHANG WAI	PPL	22 29 N	114 03 E	443
WONG MA KOK	PT	22 12 N	114 13 E	443	WO SHEUNG AU	PPL	22 17 N	113 59 E	443
WONG MAO CHOW SEE WONG MAU CHAU	ISL	22 27 N	114 24 E	443	WO SHEUNG TUN	PPL	22 25 N	114 11 E	443
WONG MAU CHAU	ISL	22 27 N	114 24 E	443	WO TIN	PPL	22 17 N	113 59 E	443
WONG MAU KOK	PPL	22 27 N	114 21 E	443	WO TONG KONG	PPL	22 19 N	114 16 E	443
WONG MO YING	PPL	22 24 N	114 16 E	443	WO YI HOP	PPL	22 23 N	114 08 E	443
WONG NAI CHAU	ISL	22 21 N	114 22 E	443	WU CHAU TONG	PPL	22 30 N	114 18 E	443
WONG NAI CHAU	ISL	22 33 N	114 18 E	443	WU KAI SHA SEE WU KWAI SHA	LCTY	22 26 N	114 14 E	443
WONG NAI CHUNG GAP	PASS	22 16 N	114 11 E	443	WU KAU TANG	PPL	22 30 N	114 14 E	443
WONG NAI CHUNG RESERVOIR	RSV	22 16 N	114 11 E	443	WU KWAI SHA	LCTY	22 26 N	114 14 E	443
WONG NAI FAI	PPL	22 26 N	114 12 E	443	WU KWAI SHA TSUI	CAPE	22 26 N	114 14 E	443
WONG NAI PHONG VALLEY SEE					WU LEI KIU	PPL	22 26 N	114 21 E	443
HAPPY VALLEY	PPLX	22 16 N	114 11 E	443	WU LEI TAU	PPL	22 22 N	114 15 E	443
WONG NAI TAU	PPL	22 23 N	114 13 E	443	WU NGA LOK YEUNG	PPL	22 30 N	114 08 E	443
WONG NAI TUN	PPL	22 25 N	114 01 E	443	WU SHEK KOK	PPL	22 32 N	114 13 E	443
WONG NAI UK	PPL	22 17 N	113 56 E	443	WU UK	PPL	22 22 N	114 01 E	443
WONG NEI CHONG GAP SEE					WU YEUNG CHAU	ISL	22 31 N	114 17 E	443
WONG NAI CHUNG GAP	PASS	22 16 N	114 11 E	443	WU YEUNG CHAU PAI	RKW	22 31 N	114 17 E	443
WONG NEI CHONG RESERVOIR SEE									
WONG NAI CHUNG RESERVOIR	RSV	22 16 N	114 11 E	443					
WONG NGAU SHAN	MT	22 22 N	114 14 E	443					
WONG TAI SIN	PPLX	22 21 N	114 11 E	443					
WONG UK	PPL	22 22 N	114 01 E	443					
WONG UK	PPL	22 23 N	114 12 E	443					
WONG UK	PPL	22 27 N	114 02 E	443	YA CHOU SEE TAI A CHAU	ISL	22 10 N	113 54 E	443
WONG WAN	PPL	22 31 N	114 18 E	443	YAN O	PPL	22 20 N	114 01 E	443
WONG WAN	BAY	22 31 N	114 18 E	443	YAN TSAI	PPL	22 20 N	114 01 E	443
WONG WAN CHAU	ISL	22 31 N	114 18 E	443	YAN CHAU	ISL	22 32 N	114 17 E	443
WONG YI CHAU	PPL	22 23 N	114 19 E	443	YAN CHAU TSAI	ISL	22 32 N	114 17 E	443

APPROVED FOR RELEASE: 2007/02/09: CIA-RDP01-00707R000100150009-3

YAN SHAU WAI	PPL	22 30 N	114 04 E	443	YIM TIN	PPL	22 19 N	113 52 E	443
YAN TONG HOI	CHNM	22 32 N	114 17 E	443	YIM TIN PAI	PT	22 22 N	114 18 E	443
YAOYUWAN SEE YAU YUE WAN	PPL	22 20 N	114 15 E	443	YIM TIN TSAI	ISL	22 23 N	114 18 E	443
YAU KOW TAU	PPL	22 22 N	114 05 E	443	YIM TIN TSAI	ISL	22 27 N	114 13 E	443
YAU KOW TAU	PPL	22 22 N	114 05 E	443	YIM TSO HA	PPL	22 32 N	114 12 E	443
YAU MA HOH	PPL	22 22 N	114 08 E	443	YI NGAN TAU SEE NGAM WAN KOK	PT	22 22 N	114 17 E	443
YAU MA PO	PPL	22 23 N	114 16 E	443	YINGAN TOW SEE NGAM WAN KOK	PT	22 22 N	114 17 E	443
YAU MA TEI	PPLX	22 19 N	114 10 E	443	YING PUN	PPL	22 28 N	114 07 E	443
YAU MA TEI TYPHOON ANCHORAGE	ANCH	22 19 N	114 10 E	443	YING PUN HA	PPL	22 28 N	114 09 E	443
YAU MA TI SEE YAU MA TEI	PPLX	22 19 N	114 10 E	443	YIN KONG	PPL	22 30 N	114 07 E	443
YAU TAM MEI SEE NGAU TAM MEI	PPL	22 29 N	114 03 E	443	YIN NGAM	PPL	22 26 N	114 08 E	443
YAU TONG	PPLX	22 18 N	114 14 E	443	YIN PAI	RKW	22 29 N	114 20 E	443
YAU TONG SEE KWUN TONG TSAI WAN	COVE	22 18 N	114 14 E	443	YI O HAU	PPL	22 14 N	113 51 E	443
YAU TONG BAY SEE					YI O KAU TSUEN	PPL	22 14 N	113 51 E	443
KWUN TONG TSAI WAN	COVE	22 18 N	114 14 E	443	YI O SAN TSUEN	PPL	22 14 N	113 51 E	443
YAU TONG WAN SEE									
KWUN TONG TSAI WAN	COVE	22 18 N	114 14 E	443	YI PAK	PPL	22 18 N	114 01 E	443
YAU UE WAN SEE YAU YUE WAN	PPL	22 20 N	114 15 E	443	YI PEI CHUN	PPL	22 23 N	114 07 E	443
YAU UK TSUEN	PPL	22 26 N	114 05 E	443	YIU TSZ KIN	PPL	22 26 N	114 10 E	443
YAU YAT TSUEN	PPLX	22 20 N	114 10 E	443	YUAN-LANG-HSIN-HSU SEE				
YAU YUE WAN	PPL	22 20 N	114 15 E	443	YUEN LONG SAN HUI	PPL	22 26 N	114 02 E	443
YEN-SHIN TAO SEE ROCKY ISLET	ISL	22 13 N	113 57 E	443	YUAN-LANG-HSU SEE				
					YUEN LONG KAU HUI	PPL	22 27 N	114 02 E	443
YEONG CHAU SEE YEUNG CHAU	ISL	22 23 N	114 17 E	443	YUE KOK	PPL	22 28 N	114 11 E	443
YEUNG CHAU	ISL	22 23 N	114 17 E	443	YUE KWONG CHUEN	PPL	22 15 N	114 09 E	443
YEUNG CHAU	ISL	22 28 N	114 13 E	443	YUEN CHAU	I'	22 11 N	113 54 E	443
YEUNG SHU AU SEE YUNG SHUE AU	PPL	22 26 N	114 17 E	443	YUEN CHAU KOK	PPL	22 23 N	114 12 E	443
YEUNG SIU HANG	PPL	22 24 N	113 58 E	443	YUEN CHAU KOK	PT	22 23 N	114 12 E	443
YEUNG UK TSUEN	PPL	22 27 N	114 01 E	443	YUEN CHAU TSAI	ISL	22 27 N	114 11 E	443
YEUNG UK TSUEN	PPL	22 27 N	114 02 E	443	YUEN KOK	PT	22 11 N	114 09 E	443
YI CHUEN	PPL	22 21 N	114 03 E	443	YUEN KONG	PPL	22 26 N	114 04 E	443
YI LONG	LCTY	22 13 N	113 59 E	443	YUEN KONG AU	PASS	22 25 N	114 09 E	443
YI LONG WAN	BAY	22 13 N	113 59 E	443	YUEN KONG CHAU	ISL	22 10 N	113 55 E	443
YIN LIU HA	PPLX	22 33 N	114 13 E	443	YUEN KONG SAN TSUEN	PPL	22 25 N	114 05 E	443

APPROVED FOR RELEASE: 2007/02/09: CIA-RDP01-00707R000100150009-3

YUEN LENG	PPL	22 29 N	114 09 E	443	ZUID-CHINEESCHE ZEE SEE			
YUEN LONG SEE YUEN LONG DISTRICT	ADND	22 25 N	114 03 E	443	SOUTH CHINA SEA	SEA	15 00 N	115 00 E 443
YUEN LONG SEE YUEN LONG SAN HUI	PPL	22 26 N	114 02 E	443				
YUEN LONG SEE YUEN LONG KAU HUI	PPL	22 27 N	114 02 E	443				
YUEN LONG AREA SEE								
YUEN LONG DISTRICT	ADND	22 25 N	114 03 E	443				
YUEN LONG DISTRICT	ADND	22 25 N	114 03 E	443				
YUEN LONG KAU HUI	PPL	22 27 N	114 02 E	443				
YUEN LONG KOU HUI SEE								
YUEN LONG KAU HUI	PPL	22 27 N	114 02 E	443				
YUEN LONG MARKET SEE								
YUEN LONG SAN HUI	PPL	22 26 N	114 02 E	443				
YUEN LONG OLD TOWN SEE								
YUEN LONG KAU HUI	PPL	22 27 N	114 02 E	443				
YUEN LONG SAN HUI	PPL	22 26 N	114 02 E	443				
YUEN LONG TOWN SEE								
YUEN LONG SAN HUI	PPL	22 26 N	114 02 E	443				
YUEN NG PAN	PPL	22 23 N	114 20 E	443				
YUEN TUN	PPL	22 22 N	114 03 E	443				
YUEN TUN HA	PPL	22 26 N	114 09 E	443				
YUK KWAI SHAN	HLL	22 14 N	114 09 E	443				
YUM TIN PAI SEE YIN TIN PAI	PT	22 22 N	114 10 E	443				
YUNG LONG	PPL	22 25 N	113 55 E	443				
YUNG SHUE AU	PPL	22 26 N	114 17 E	443				
YUNG SHUE AU	PPL	22 33 N	114 15 E	443				
YUNG SHUE HA	PPL	22 12 N	114 08 E	443				
YUNG SHUE LONG	PPL	22 14 N	114 07 E	443				
YUNG SHUE WAN	PPL	22 14 N	114 07 E	443				
YUNG SHUE WAN	BAY	22 13 N	114 06 E	443				
YUNG SHUI WAN SEE YUNG SHUE WAN	BAY	22 13 N	114 06 E	443				
YUNG SHU WAN SEE YUNG SHUE WAN	PPL	22 14 N	114 07 E	443				
YUNG SHU WAN SEE YUNG SHUE WAN	BAY	22 13 N	114 06 E	443				



APPROVED FOR RELEASE: 2007/02/09: CIA-RDP01-00707R000100150009-3

AO-MEN SEE MACAO. PROVINCE OF	PCLD	22 10 N	113 33 E	444	CHUNG-SHAN SEE MACAO ISLAND	ISL	22 23 N	113 25 E	444
AO-MEN SFE MACAU	PPL	22 12 N	113 33 E	444	CHU WAN SEE CHOC-VAN. BAIÁ DE	JAY	22 07 N	113 33 E	444
AO-MEN TAD SEE MACAU ISLAND	ISL	22 23 N	113 25 E	444	CIDADE DE MACAU SEE MACAU	PPL	22 12 N	113 33 E	444
ARECA. PEDRA D'	RKW	22 10 N	113 32 E	444	COLOANE	PPL	22 07 N	113 33 E	444
ARLIA PRETA. PORTU DA	HBR	22 13 N	113 33 E	444	COLOANE SEE COLOANE. ILHA DE	ISL	22 07 N	113 34 E	444
AUMUN SEE MACAU ISLAND	ISL	22 23 N	113 25 E	444	COLOANE. ILHA DE	ISL	22 07 N	113 34 E	444
					COLOVANE SEE COLOANE. ILHA DE	ISL	22 07 N	113 34 E	444
					COLOWAN SEE COLOANE. ILHA DE	ISL	22 07 N	113 34 E	444
					COLOWAN ISLAND SEE				
					COLOANE. ILHA DE	ISL	22 07 N	113 34 E	444
BARRA. COLINA DA	HLL	22 11 N	113 32 E	444	EXTERIOR. PORTO	HBR	22 12 N	113 33 E	444
BARRA. PONTA DA	PT	22 11 N	113 32 E	444					
BARRA POINT SEE BARRA. PONTA DA	PT	22 11 N	113 32 E	444					
BISPO. BAIÁ DO	BAY	22 11 N	113 32 E	444					
CABRITA. PUNTA	PT	22 10 N	113 34 E	444					
CABRITA POINT SEE CABRITA. PONTA	PT	22 10 N	113 34 E	444	GREEN ISLAND SFE ILHA VERDE	HLL	22 13 N	113 32 E	444
CANHÓ. BAIÁ DE SEE KÁ-HÓ. BAIÁ DE	BAY	22 08 N	113 35 E	444	GUIA. FORTALEZA DA	FT	22 12 N	113 33 E	444
CANHÓ. PONTA DE SEE KÁ-HÓ. PONTA DE	PT	22 08 N	113 35 E	444	GUIA FORT SEE GUIA. FORTALEZA DA	FT	22 12 N	113 33 E	444
CHENC CÁ CHUM	PPL	22 10 N	113 33 E	444					
CHINA SEA SEE SOUTH CHINA SEA	SEA	15 00 N	115 00 E	444					
CHINA SELATAN. LAUT SEE									
SOUTH CHINA SEA	SEA	15 00 N	115 00 E	444					
CHIU-AD SLE COLOANE. ILHA DE	ISL	22 07 N	113 34 E	444					
CHIU-AD TAU SEE COLOANE. ILHA DE	ISL	22 07 N	113 34 E	444	HAC SÁ	PPL	22 07 N	113 34 E	444
CHIU-AD WAN SEE KÁ-HÓ. BAIÁ DE	BAY	22 08 N	113 35 E	444	HAC SÁ. BAIÁ DE	BAY	22 07 N	113 34 E	444
CHOC-VAN. BAIÁ DE	BAY	22 07 N	113 33 E	444	HAC-TSA SEE HAC SÁ	PPL	22 07 N	113 34 E	444

APPROVED FOR RELEASE: 2007/02/09: CIA-RDP01-00707R000100150009-3

MEI-SHA SEE MAC SA	PPL	22 07 N	113 34 E	444	LAI CHI VAN	PPL	22 08 N	113 33 E	444
MEI-SHA WAN SEE MAC SA, BAIA DE	BAY	22 07 N	113 34 E	444	LAI CHI VAN, BAIA DE	BAY	22 08 N	113 33 E	444
MELUNGSAN SEE MACAO ISLAND	ISL	22 23 N	113 25 E	444	LAM MAU, DOCA	OCKB	22 12 N	113 32 E	444
MIÃO-CHÃO SEE MACAO ISLAND	ISL	22 23 N	113 25 E	444	LAZARAS, BAIA DAS	BAY	22 08 N	113 35 E	444
					LAZARUS BAY SEE LAZARAS, BAIA DAS	BAY	22 08 N	113 35 E	444
					LI-CHIH WAN SEE				
					LAI CHI VAN, BAIA DE	BAY	22 08 N	113 33 E	444
					LIN-CHIA-TS'UN SEE TAIPA	PPL	22 09 N	113 33 E	444
					LU-HUAN SEE COLDANE	PPL	22 07 N	113 33 E	444
					LUI-TCHI-VAN SEE LAI CHI VAN	PPL	22 08 N	113 33 E	444
ILHAS, CONCELHO DAS	ADMD	22 08 N	113 34 E	444					
ILHA VERDE	HLL	22 13 N	113 32 E	444					
I-LI-MI SEE TAIPA, ILHA DA	ISL	22 09 N	113 33 E	444					
INFANTIL, PARQUE	PRK	22 11 N	113 32 E	444					
INNER HARBOR SEE INTERIOR, PORTO	PRT	22 12 N	113 32 E	444					
INNER PORT SEE INTERIOR, PORTO	PRT	22 12 N	113 32 E	444	MACAO SEE MACAO, PROVINCE OF	PCLD	22 10 N	113 33 E	444
INTERIOR, PORTO	PRT	22 12 N	113 32 E	444	MACAU SEE MACAU	PPL	22 12 N	113 33 E	444
					MACAO, PROVINCE OF (CONVENTIONAL),				
					PROVINCIA DE MACAU (PORTUGUESE)	PCLD	22 10 N	113 33 E	444
					MACAO ISLAND (CONVENTIONAL),				
					AO-MEN TAO (CHINA),				
					ILHA DE MACAU (MACAO)	ISL	22 23 N	113 25 E	444
					MACAU SEE MACAO, PROVINCE OF	PCLD	22 10 N	113 33 E	444
KÁ-HÓ, BAIA DE	BAY	22 08 N	113 35 E	444	MACAU SEE MACAU, CONCELHO DE	ADMD	22 12 N	113 32 E	444
KÁ-HÓ, PONTA DE	PT	22 08 N	113 35 E	444	MACAU (PORTUGUESE),				
KAI KIONG SEE KAI KIONG, ILHA	ISL	22 09 N	113 35 E	444	MACAO (CONVENTIONAL)	PPL	22 12 N	113 33 E	474
KAI KIONG SEE TAIPA, ILHA DA	ISL	22 09 N	113 33 E	444	MACAU, CONCELHO DE	ADMD	22 12 N	113 32 E	444
KAI KIONG SEE KAI KIONG, ILHA	ISL	22 09 N	113 35 E	444	MACAU, ILHA DE SEE MACAO ISLAND	ISL	22 23 N	113 25 E	444
					MACAU, PROVINCIA DE SEE				
KAI KIONG, ILHA	ISL	22 09 N	113 35 E	444	MACAO, PROVINCE OF	PCLD	22 10 N	113 33 E	444
KO HO BAY SEE KÁ-HÓ, BAIA DE	BAY	22 08 N	113 35 E	444					
KO HO ISLAND SEE COLOANE, ILHA DE	ISL	22 07 N	113 34 E	444	MACAU SIAC SEE				
KOH POINT SEE KÁ-HÓ, PONTA DE	PT	22 08 N	113 35 E	444	AREIA PRETA, PORTO DA	HBR	22 13 N	113 33 E	444
KOH TAD SEE COLOANE, ILHA DE	ISL	22 07 N	113 34 E	444					

APPROVED FOR RELEASE: 2007/02/09: CIA-RDP01-00707R000100150009-3

WA-CHIAO-SHIN SEE					PI-TAN-NI-NAN WAN SEE				
AREIA PRETA, PORTO DA	HBR	22 13 N	113 33 E	444	SUL DO PATANE, BACIA	DKB	22 12 N	113 32 E	444
HA PENG WAN SEE LAZARAS, BAIA DAS	BAY	22 08 N	113 35 E	444	PI-TAN-NI-PEI WAN SEE				
MARIA, PONTA	PT	22 10 N	113 32 E	444	NORTE DO PATANE, BACIA	DKB	22 12 N	113 32 E	444
MARIA POINT SEE MARIA, PONTA	PT	22 10 N	113 32 E	444	PRAIA GRANDE SEE				
					PRAIA GRANDE, BAIA DA	BAY	22 11 N	113 32 E	444
					PRAIA GRANDE, BAIA DA	BAY	22 11 N	113 32 E	444
NAN HAI SEE SOUTH CHINA SEA	SEA	15 00 N	115 00 E	444	SÃO MIGUEL, CEMITÉRIO DE	CHTY	22 12 N	113 33 E	444
NAN WAN SEE PRAIA GRANDE, BAIA DA	BAY	22 11 N	113 32 E	444	SHIH-PAI WAN SEE				
NAN HAI SEE SOUTH CHINA SEA	SEA	15 00 N	115 00 E	444	SIAC PAI VAN, BAIA DE	BAY	22 08 N	113 34 E	444
NAN-HUAN SEE PRAIA GRANDE, BAIA DA	BAY	22 11 N	113 32 E	444	SIAC PAI VAN, BAIA DE	BAY	22 08 N	113 34 E	444
NAN KAI SEE SOUTH CHINA SEA	SEA	15 00 N	115 00 E	444	SIAC-PAI-VAR, PRAIA DE SEE				
					SIAC PAI VAN, BAIA DE	BAY	22 08 N	113 34 E	444
NEI CHIANG SEE INTERIOR, PORTO	PRT	22 12 N	113 32 E	444	SIAD PAI VAN, BAIA DE SEE				
NEW OUTER HARBOR SEE					SIAC PAI VAN, BAIA DE	BAY	22 08 N	113 34 E	444
EXTERIOR, PORTO	HBR	22 12 N	113 33 E	444	SIAD PAI VAN, BAIA DE SEE				
NEW PORT SEE EXTERIOR, PORTO	HBR	22 12 N	113 33 E	444	SIAC PAI VAN, BAIA DE	BAY	22 08 N	113 34 E	444
NORTE DO PATANE, BACIA	DKB	22 12 N	113 32 E	444					
NORTH BASIN SEE					SOUTH BASIN SEE				
NORTE DO PATANE, BACIA	DKB	22 12 N	113 32 E	444	SUL DO PATANE, BACIA	DKB	22 12 N	113 32 E	444
					SOUTH CHINA SEA	SEA	15 00 N	115 00 E	444
NOVO PORTO EXTERIOR SEE					SOUTH SEA SEE SOUTH CHINA SEA	SEA	15 00 N	115 00 E	444
EXTERIOR, PORTO	HBR	22 12 N	113 33 E	444	SUL DO PATANE, BACIA	DKB	22 12 N	113 32 E	444
PENHA, COLINA DA	HLL	22 11 N	113 32 E	444	TAIPA	PPL	22 09 N	113 33 E	444
PENHA HILL SEE PENHA, COLINA DA	HLL	22 11 N	113 32 E	444	TAIPA SEE TAIPA, ILHA DA	ISL	22 09 N	113 33 E	444
					TAIPA, ILHA DA	ISL	22 09 N	113 33 E	444
					TAIPA, ILHA DE SEE TAIPA, ILHA DA	ISL	22 09 N	113 33 E	444

APPROVED FOR RELEASE: 2007/02/09: CIA-RDP01-00707R000100150009-3

TAI PA ISLAND	SEE	TAIPA, ILHA DA	ISL	22 09 N	113 33 E	444
TAI VAN, BAIA DE			BAY	22 08 N	113 33 E	444
TCHERK-KA-TCHIN	SEE	CHEOC CA CHUN	PPL	22 10 N	113 33 E	444
TCHERK-LA-TCHIN	SEE	CHEOC CA CHUN	PPL	22 10 N	113 33 E	444
TIONGKOK SELATAN, LAUT	SEE					
SOUTH CHINA SEA			SEA	15 00 N	115 00 E	444
TJINA, LAUT	SEE	SOUTH CHINA SEA	SEA	15 00 N	115 00 E	444
TS'AO-CHIA-TS'UN	SEE	CHEOC CA CHUN	PPL	22 10 N	113 33 E	444

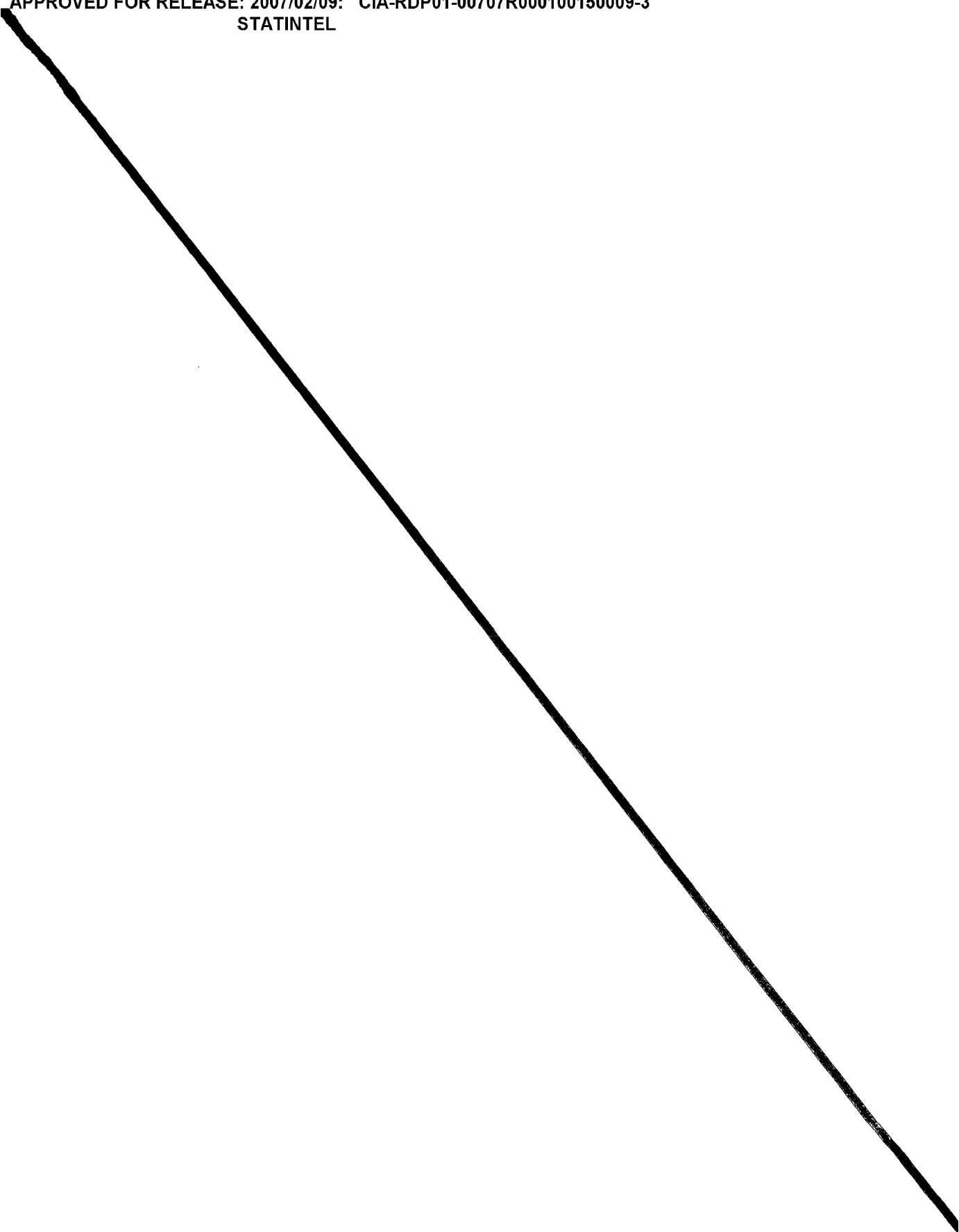
VERDE	SEE	ILHA VERDE	MLL	22 13 N	113 32 E	444
VILA DA TAIPA	SEE	TAIPA	PPL	22 09 N	113 33 E	444

WAI-CHIANG	SEE	EXTERIOR, PORTO	HBR	22 12 N	113 33 E	444
------------	-----	-----------------	-----	---------	----------	-----

ZUID-CHINEESCHE ZEE	SEE					
SOUTH CHINA SEA			SEA	15 00 N	115 00 E	444

APPROVED FOR RELEASE: 2007/02/09: CIA-RDP01-00707R000100150009-3

APPROVED FOR RELEASE: 2007/02/09: CIA-RDP01-00707R000100150009-3  
STATINTEL



APPROVED FOR RELEASE: 2007/02/09: CIA-RDP01-00707R000100150009-3  
STATINTEL

Created in 1849, the Department of the Interior—America's Department of Natural Resources—is concerned with the management, conservation, and development of the Nation's water, wildlife, mineral, forest, and park and recreational resources. It also has major responsibilities for Indian and Territorial affairs and for standardization of Federal usage of both domestic and foreign geographic names.

As the Nation's principal conservation agency, the Department works to assure that nonrenewable resources are developed and used wisely, that park and recreational resources are conserved for the future, and that renewable resources make their full contribution to the progress, prosperity, and security of the United States—now and in the future.

**END OF**

**FICHE**

**DATE FILMED**

10/30/78

**Debbie**