

The World

Factbook

Classified Supplement



1982



Produced by the Central Intelligence Agency

Secret
CR 82-11118

Page Denied

SECRET




25X1




Central Intelligence Agency


The World Factbook—1982 Classified Supplement



25X1

In general, information available as of 1 January 1982 was used in the preparation of this edition of the Factbook. Exceptions to this January cutoff date are explained on page vii. The data were provided by various elements of the Central Intelligence Agency, the Defense Intelligence Agency, the Bureau of the Census, and the US State Department. The Factbook production schedule precludes formal coordination of these data. 

25X1

Comments and queries are welcome and may be addressed to the Factbook Editor, Office of Central Reference, 

25X1

CR 82-11118
(Supersedes GS WF 81-001A)
April 1982

SECRET

SECRET

25X1

CONTENTS

	<i>Page</i>		<i>Page</i>
Definitions, Abbreviations, and Explanatory Notes ...	x	—C—	
United Nations (UN): Structure and Associated Agencies	xi	Cabinda (see ANGOLA)	
Abbreviations for Other Important International Organizations	xii	Cambodia (see KAMPUCHEA)	
Conversion Factors	xiv	CAMEROON	16
—A—		CANADA	17
Abu Dhabi (see UNITED ARAB EMIRATES)		Canary Islands (see SPAIN)	
AFGHANISTAN	1	CAPE VERDE	17
'Ajman (see UNITED ARAB EMIRATES)		CENTRAL AFRICAN REPUBLIC	18
ALBANIA	1	Ceylon (see SRI LANKA)	
ALGERIA	2	CHAD	18
ANDORRA	no supplemental data	CHILE	19
ANGOLA	3	CHINA (Taiwan listed at end of table)	20
ANTIGUA AND BARBUDA	4	COLOMBIA	21
ARGENTINA	4	COMOROS	22
AUSTRALIA	5	CONGO (Brazzaville)	23
AUSTRIA	6	Congo (Kinshasa) (see ZAIRE)	
Azores (see PORTUGAL)		COOK ISLANDS	23
—B—		COSTA RICA	24
BAHAMAS, THE	7	CUBA	24
BAHRAIN	7	CYPRUS	25
Balearic Islands (see SPAIN)		CZECHOSLOVAKIA	26
BANGLADESH	8	—D—	
BARBADOS	8	Dahomey (see BENIN)	
BELGIUM	9	DENMARK	27
BELIZE	10	DJIBOUTI (formerly French Territory of the Afars and Issas)	28
BENIN	10	DOMINICA	28
BERMUDA	11	DOMINICAN REPUBLIC	29
BHUTAN	11	Dubai (see UNITED ARAB EMIRATES)	
BOLIVIA	12	—E—	
Bophuthatswana (see SOUTH AFRICA)		ECUADOR	29
BOTSWANA	12	EGYPT	30
BRAZIL	13	Ellice Islands (see TUVALU)	
British Honduras (see BELIZE)		EL SALVADOR	31
British Solomon Islands (see SOLOMON ISLANDS)		EQUATORIAL GUINEA	31
BRUNEI	14	ETHIOPIA	32
BULGARIA	14	—F—	
BURMA	15	FALKLAND ISLANDS (MALVINAS)	33
BURUNDI	16	FAROE ISLANDS	33
		Fernando Po (see EQUATORIAL GUINEA)	

SECRET

iii

SECRET

25X1

	<i>Page</i>		<i>Page</i>
—F—		—K—	
FIJI	34	KAMPUCHEA (formerly Cambodia)	57
FINLAND	34	KENYA	58
FRANCE	35	KIRIBATI (formerly Gilbert Islands)	58
FRENCH GUIANA	36	KOREA, NORTH	59
FRENCH POLYNESIA	36	KOREA, SOUTH	60
French Territory of the Afars and Issas (see DJIBOUTI)		KUWAIT	61
Fujairah (see UNITED ARAB EMIRATES)		—L—	
—G—		LAOS	61
GABON	37	LEBANON	62
GAMBIA, THE	37	LESOTHO	62
GERMAN DEMOCRATIC REPUBLIC	38	LIBERIA	63
GERMANY, FEDERAL REPUBLIC OF	39	LIBYA	63
GHANA	40	LIECHTENSTEIN	64
GIBRALTAR	40	LUXEMBOURG	65
Gilbert Islands (see KIRIBATI)		—M—	
GREECE	41	MACAU	65
GREENLAND	42	MADAGASCAR	66
GRENADA	42	Madeira Islands (see PORTUGAL)	
GUADELOUPE	43	Malagasy Republic (see MADAGASCAR)	
GUATEMALA	43	MALAWI	66
GUINEA	44	MALAYSIA	67
GUINEA-BISSAU	45	MALDIVES	68
Guinea, Portuguese (see GUINEA-BISSAU)		MALI	68
GUYANA	45	MALTA	69
—H—		MARTINIQUE	69
HAITI	46	MAURITANIA	70
HONDURAS	46	MAURITIUS	70
HONG KONG	47	MEXICO	71
HUNGARY	47	MONACO	72
—I—		MONGOLIA	72
ICELAND	48	MOROCCO	73
INDIA	49	MOZAMBIQUE	74
INDONESIA	50	—N—	
IRAN	51	NAMIBIA (South-West Africa)	74
IRAQ	52	NAURU	75
IRELAND	53	NEPAL	75
ISRAEL	53	NETHERLANDS	76
ITALY	54	NETHERLANDS ANTILLES	77
IVORY COAST	55	NEW CALEDONIA	77
—J—		New Hebrides (see VANUATU)	
JAMAICA	56	NEW ZEALAND	78
JAPAN	56	NICARAGUA	78
JORDAN	57	NIGER	79
		NIGERIA	79

SECRET

25X1

	<i>Page</i>		<i>Page</i>
—N—		—S—	
Northern Rhodesia (see ZAMBIA)		SOMALIA	96
NORWAY	80	SOUTH AFRICA	97
—O—		Southern Rhodesia (see ZIMBABWE)	
OMAN	81	South-West Africa (see NAMIBIA)	
—P—		SOVIET UNION	98
PAKISTAN	81	SPAIN	99
PANAMA	82	Spanish Sahara (see WESTERN SAHARA)	
—P—		SRI LANKA (formerly Ceylon)	100
PAPUA NEW GUINEA	83	SUDAN	101
PARAGUAY	83	SURINAME	102
Pemba (see TANZANIA)		SWAZILAND	103
PERU	84	SWEDEN	103
PHILIPPINES	85	SWITZERLAND	104
POLAND	86	SYRIA	105
PORTUGAL	87	—T—	
Portuguese Guinea (see GUINEA-BISSAU)		Tanganyika (see TANZANIA)	
Portuguese Timor (see INDONESIA)		TANZANIA	105
—Q—		Tasmania (see AUSTRALIA)	
QATAR	88	THAILAND	106
—R—		TOGO	107
Ras al Khaimah (see UNITED ARAB EMIRATES)		TONGA	108
REUNION	88	Transkei (see SOUTH AFRICA)	
Rhodesia (see ZIMBABWE)		TRINIDAD AND TOBAGO	108
Rio Muni (see EQUATORIAL GUINEA)		TUNISIA	109
ROMANIA	89	TURKEY	110
RWANDA	90	TUVALU (formerly Ellice Islands)	111
—S—		—U—	
ST. CHRISTOPHER-NEVIS	90	UGANDA	111
ST. LUCIA	91	Umm al Qaiwain (see UNITED ARAB EMIRATES)	
ST. VINCENT AND THE GRENADINES	91	UNITED ARAB EMIRATES: Abu Dhabi, 'Ajman, Dubai, Fujairah, Ras al Khaimah, Sharjah, Umm al Qaiwain	112
SAN MARINO	92	United Arab Republic (see EGYPT)	
SAO TOME AND PRINCIPE	92	UNITED KINGDOM	113
SAUDI ARABIA	93	UNITED STATES..... no supplemental data	
SENEGAL	94	UPPER VOLTA	114
SEYCHELLES	94	URUGUAY	114
Sharjah (see UNITED ARAB EMIRATES)		—V—	
SIERRA LEONE	95	VANUATU (formerly New Hebrides). no supplemental data	
SINGAPORE	95	VATICAN CITY..... no supplemental data	
SOLOMON ISLANDS (formerly British Solomon Islands)	96	VENEZUELA	115
		VIETNAM	116

SECRET

v

SECRET



25X1

	<i>Page</i>		<i>Page</i>
<i>—W—</i>		<i>—Z—</i>	
WALLIS AND FUTUNA	no supplemental data	ZAIRE	119
Walvis Bay (see SOUTH AFRICA)		ZAMBIA	120
WESTERN SAHARA (formerly		Zanzibar (see TANZANIA)	
Spanish Sahara).....	no supplemental data	ZIMBABWE	121
WESTERN SAMOA	117	TAIWAN	121
<i>—Y—</i>			
YEMEN (Aden)	117		
YEMEN (Sanaa)	118		
YUGOSLAVIA	118		

SECRET

SECRET

25X1

Definitions, Abbreviations, and Explanatory Notes:**Dates of Information:**

- Population figures are projected estimates for 1 July 1982; the average annual growth rates listed are projected estimates for the period mid-1981 to mid-1982.
- Military manpower estimates are as of 1 January 1982, except the numbers of males reaching military age, which are projected averages for the five-year period 1982-86.
- In addition, although research for this edition was generally completed in January 1982, major political developments through 25 April 1982 have been included.

Fiscal Year: The abbreviation FY stands for fiscal year; all years are calendar years unless otherwise indicated.

GDP and GNP: GDP is the total market value of all goods and services produced within the domestic borders of a country over a particular time period, normally a year. GNP equals GDP plus the income accruing to domestic residents arising from investment abroad less income earned in the domestic market accruing to foreigners abroad.

Imports, Exports, and Aid: Standard abbreviations used in individual entries throughout this factbook are c.i.f. (cost, insurance, and freight), f.o.b. (free on board), ODA (official development assistance), and OOF (other official flows).

Land Utilization: Most of the land utilization percentages are rough estimates. Figures for "arable" land in some cases reflect the area under cultivation rather than the total cultivable area.

Maritime Zones: Fishing and economic zones claimed by coastal states are included only when they differ from territorial sea limits. Maritime claims do not necessarily represent the position of the United States Government.

Money: All money figures are in contemporaneous US dollars unless otherwise indicated.

Oil Terms: Barrel (bbl) and barrels per day (b/d) are used to express volume of crude oil and refined products; a barrel equals 42.00 gallons, 158.99 liters, 5.61 cubic feet, or 0.16 cubic meters.

Some of the countries and governments included in this publication are not fully independent, and others are not officially recognized by the United States Government.

SECRET

vii

SECRET

25X1

UNITED NATIONS (UN): STRUCTURE AND RELATED AGENCIES

Principal Organs:

SC	Security Council
GA	General Assembly
ECOSOC	Economic and Social Council
TC	Trusteeship Council
ICJ	International Court of Justice
. . .	Secretariat

Operating Bodies:

UNCTAD	UN Conference on Trade and Development
TDB	Trade and Development Board
UNDP	UN Development Program
UNICEF	UN Children's Fund
UNIDO	UN Industrial Development Organization

Regional Economic Commissions:

ECA	Economic Commission for Africa
ECE	Economic Commission for Europe
ECLA	Economic Commission for Latin America
ECWA	Economic Commission for Western Asia
ESCAP	Economic and Social Commission for Asia and the Pacific

Intergovernmental Agencies Related to the UN:

FAO	Food and Agriculture Organization
GATT	General Agreement on Tariffs and Trade
IBRD	International Bank for Reconstruction and Development (World Bank)
ICAO	International Civil Aviation Organization
IDA	International Development Association (IBRD Affiliate)
IFAD	International Fund for Agricultural Development
IFC	International Finance Corporation (IBRD Affiliate)
ILO	International Labor Organization
IMCO	Inter-Governmental Maritime Consultative Organization
IMF (FUND)	International Monetary Fund
ITU	International Telecommunication Union
UNESCO	UN Educational, Scientific, and Cultural Organization
UPU	Universal Postal Union
WFC	World Food Council
WHO	World Health Organization
WIPO	World Intellectual Property Organization
WMO	World Meteorological Organization

Autonomous Organization Under the UN:

IAEA	International Atomic Energy Agency
------	------------------------------------

SECRET

25X1

ABBREVIATIONS FOR OTHER IMPORTANT INTERNATIONAL ORGANIZATIONS

AAPSO	Afro-Asian People's Solidarity Organization
ADB	Asian Development Bank
AFDB	African Development Bank
AIOEC	Association of Iron Ore Exporting Countries
ANZUS	ANZUS Council; treaty signed by Australia, New Zealand, and the United States
APC	African Peanut (Groundnut) Council
ASEAN	Association of Southeast Asian Nations
ASPAC	Asian and Pacific Council
ASSIMER	International Mercury Producers Association
BENELUX	Belgium, Netherlands, Luxembourg Economic Union
BLEU	Belgium-Luxembourg Economic Union
CACM	Central American Common Market
CARICOM	Caribbean Common Market
CARIFTA	Caribbean Free Trade Association
CCC	Customs Cooperation Council
CEAO	West African Economic Community
CEMA	Council for Mutual Economic Assistance
CENTO	Central Treaty Organization
CIPEC	Intergovernmental Council of Copper Exporting Countries
. . . .	Colombo Plan
. . . .	Council of Europe
DAC	Development Assistance Committee (OECD)
EAMA	African States associated with the EEC
EC	European Communities (EEC, ECSC, EURATOM)
ECOWAS	Economic Community of West African States
ECSC	European Coal and Steel Community
EEC	European Economic Community (Common Market)
EFTA	European Free Trade Association
EIB	European Investment Bank
ELDO	European Space Vehicle Launcher Development Organization
EMA	European Monetary Agreement
ENTENTE	Political-Economic Association of Ivory Coast, Dahomey, Niger, Upper Volta, and Togo
ESRO	European Space Research Organization
EURATOM	European Atomic Energy Community
G-77	Group of 77
GCC	Gulf Cooperation Council
IADB	Inter-American Defense Board
IATP	International Association of Tungsten Producers
IBA	International Bauxite Association
IBEC	International Bank for Economic Cooperation
ICAC	International Cotton Advisory Committee
ICCAT	International Commission for the Conservation of Atlantic Tunas
ICCO	International Cocoa Organization
ICEM	Intergovernmental Committee for European Migration
ICES	International Cooperation in Ocean Exploration
ICO	International Coffee Organization

SECRET

ix

SECRET

25X1

ABBREVIATIONS FOR OTHER IMPORTANT INTERNATIONAL ORGANIZATIONS (Cont.)

IDB	Inter-American Development Bank
IEA	International Energy Agency (associated with OECD)
IHO	International Hydrographic Organization
...	International Lead and Zinc Study Group
IIB	International Investment Bank
INRO	International Natural Rubber Organization
INTELSAT	International Telecommunications Satellite Organization
IOOC	International Olive Oil Council
IPU	Inter-Parliamentary Union
IRC	International Red Cross
ISCON	Islamic Conference
ISO	International Sugar Organization
ITC	International Tin Council
IWC	International Whaling Commission
IWC	International Wheat Council
LAFTA	Latin American Free Trade Association
LICROSS	League of Red Cross Societies
NAM	Non-Aligned Movement
NATO	North Atlantic Treaty Organization
OAPEC	Organization of Arab Petroleum Exporting Countries
OAS	Organization of American States
OAU	Organization of African Unity
OCAM	Afro-Malagasy and Mauritian Common Organization
ODECA	Organization of Central American States
OECD	Organization for Economic Cooperation and Development
OPEC	Organization of Petroleum Exporting Countries
SELA	Latin American Economic System
SPC	South Pacific Commission
UDEAC	Economic and Customs Union of Central Africa
UEAC	Union of Central African States
UPEB	Union of Banana Exporting Countries
WEU	Western European Union
WFTU	World Federation of Trade Unions
WPC	World Peace Council
WSG	International Wool Study Group
WTO	World Tourism Organization

SECRET

25X1

Conversion Factors

To Convert From	To	Multiply By
Acres	Hectares	0.4046856
Acres	Kilometers, square	0.004046856
Acres	Meters, square	4046.856
Centimeters	Meters	0.01
Centimeters, square	Meters, square	0.0001
Degrees, Fahrenheit	Degrees, Celsius	subtract 32 and multiply by 5/9
Feet	Centimeters	30.48
Feet	Meters	0.3048
Feet	Kilometers	0.0003048
Feet, cubic	Liters	28.316847
Feet, cubic	Meters, cubic	0.028316847
Feet, square	Centimeters, square	929.0304
Feet, square	Meters, square	0.09290304
Gallons, US liquid	Liters	3.785412
Gallons, US liquid	Meters, cubic	0.003785412
Grams	Ounces, troy	0.032151
Grams	Pounds, troy	0.002679
Hectares	Kilometers, square	0.01
Hectares	Meters, square	10,000
Inches	Centimeters	2.54
Inches	Meters	0.0254
Inches, cubic	Milliliters	16.387064
Inches, cubic	Liters	0.016387064
Inches, cubic	Meters, cubic	0.000016387064
Inches, square	Centimeters, square	6.4516
Inches, square	Meters, square	0.00064516
Kilograms	Ounces, troy	32.15075
Kilograms	Pounds, troy	2.679229
Kilograms	Tons, metric	0.001
Kilometers, square	Hectares	100
Liters	Milliliters	1000
Liters	Meters, cubic	0.001
Meters	Millimeters	1000
Meters	Centimeters	100
Meters	Kilometers	0.001
Meters, cubic	Liters	1000

To Convert From	To	Multiply By
Meters, cubic	Tons, register	0.353147
Miles, nautical	Kilometers	1.852
Miles, statute	Centimeters	160934.4
Miles, statute	Meters	1609.344
Miles, statute	Kilometers	1.609344
Miles, square	Hectares	258.9998
Miles, square	Kilometers, square	2.589998
Ounces, avoirdupois	Grams	28.349523
Ounces, avoirdupois	Kilograms	0.028349523
Ounces, troy	Pounds, troy	0.083333
Ounces, troy	Grams	31.10348
Pints, liquid	Milliliters	473.176473
Pints, liquid	Liters	0.473176473
Pounds, avoirdupois	Grams	453.59237
Pounds, avoirdupois	Kilograms	0.45359237
Pounds, avoirdupois	Quintals	0.00453592
Pounds, avoirdupois	Tons, metric	0.000453592
Pounds, troy	Ounces, troy	12
Pounds, troy	Grams	373.241722
Quarts, dry	Liters	1.101221
Quarts, dry	Dekaliters	0.1101221
Quarts, liquid	Milliliters	946.352946
Quarts, liquid	Liters	0.946352946
Quintals	Tons, metric	0.1
Tons, long	Kilograms	1016.047
Tons, long	Tons, metric	1.016047
Tons, metric	Quintals	10
Ton-miles, long	Ton-kilometers, metric	1.635169
Ton-miles, short	Ton-kilometers, metric	1.459972
Tons, register	Meters, cubic	2.831685
Tons, short	Kilograms	907.185
Tons, short	Tons, metric	0.907185
Yards	Centimeters	91.44
Yards	Meters	0.9144
Yards, cubic	Liters	764.5549
Yards, cubic	Meters, cubic	0.7645549
Yards, square	Meters, square	0.836127

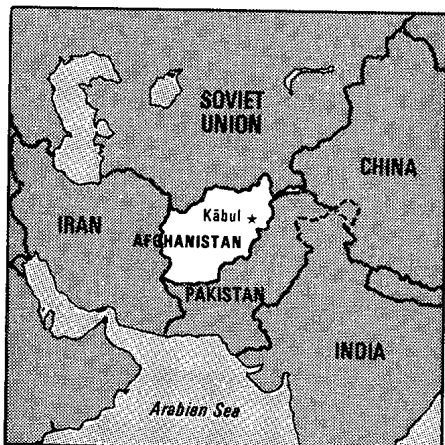
SECRET

xi

SECRET

25X1

AFGHANISTAN




(See reference map VIII)

ECONOMY

Aid: economic commitments—US, including Ex-Im (FY70-80), \$221 million; Communist countries (1970-80), \$1,461 million; OPEC (ODA; 1974-79), \$940 million; military commitments—US (FY70-80), \$2 million; Communist countries (1970-80), \$1,058 million

COMMUNICATIONS

Pipelines: natural gas, 180 km



ALBANIA



(See reference map V)

ECONOMY


Major trade partners: \$323.9 million; China, which replaced Soviet Union as Albania's major trade partner after the 1961 Albanian-Soviet break, has withdrawn all of its aid from Albania; 1978 est. trade—22% China, 36% East European Communist countries, 42% non-Communist countries

COMMUNICATIONS

Merchant marine: 10 cargo ships (1,000 GRT or over) totaling 51,677 GRT, 73,791 DWT

Airfields: 11 total; 5 with permanent-surface runways; 6 with runways 2,500-3,499 m. 5 with runways 1,000-2,499 m, 1 heliport

Telecommunications: least developed of any European Communist country; serves only basic needs of government with very limited service to public; limited coverage by radio and wired broadcasts; 8 AM stations, 175,000 receivers; 2 TV station, 4,200 receivers; 15,000 telephones



25X1

25X1

25X1

25X1

25X1

25X1

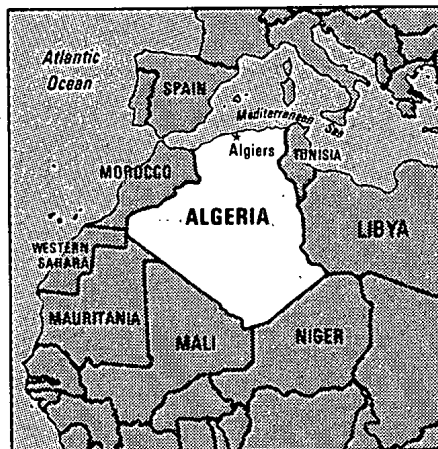

25X1

25X1

SECRET

SECRET

ALGERIA



(See reference map VII)

25X1

ECONOMY

Aid: economic commitments—Western (non-US) countries, ODA and OOF (1970-79), \$4.0 billion; US, including Ex-Im (FY70-80), \$1.4 billion; Communist countries (1970-80), \$1.4 billion; military—Communist countries (1970-80), \$4,750 million

25X1

COMMUNICATIONS

Merchant marine: 74 ships (1,000 GRT or over) totaling 1,350,933 GRT, 1,947,395 DWT; includes 5 passenger, 23 cargo, 11 roll-on/roll-off cargo, 12 tanker, 8 liquefied gas, 6 bulk, 9 specialized carrier

25X1

Telecommunications: excellent domestic and international service in the north, sparse in the south; Atlantic and Indian Ocean INTELSAT and Soviet STATIONAR service, plus 15 domestic satellite stations; 300,000 telephones (1.7 per 100 popl.); 18 AM and 32 TV stations; 5 submarine coaxial cables

25X1

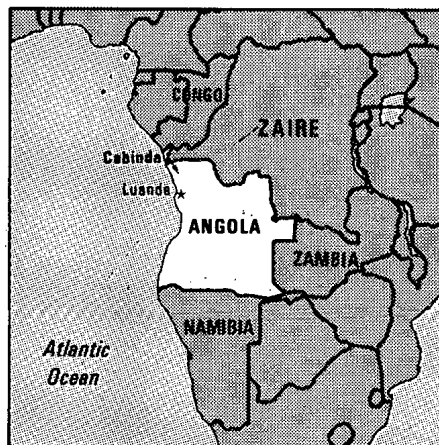
25X1



SECRET

ANGOLA

25X1



(See reference map VII)

ECONOMY

Aid: economic commitments—Western (non-US) countries, ODA and OOF (1970-79), \$246 million; Communist countries (1970-80), \$115 million; US, including Ex-Im (FY70-80), \$95 million; military—Communist countries (1970-80), \$585 million

25X1

COMMUNICATIONS

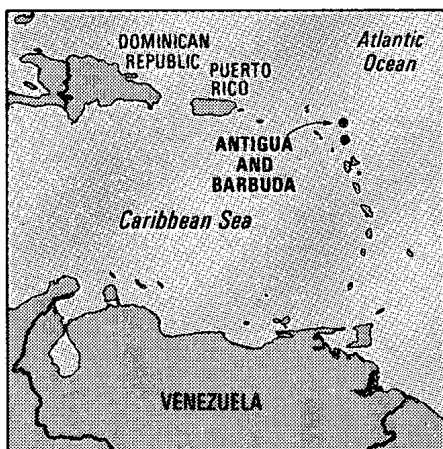
Merchant marine: 14 ships (1,000 GRT or over) totaling 76,395 GRT, 118,705 DWT; includes 13 cargo, 1 tanker

25X1
25X1


SECRET

SECRET

ANTIGUA AND BARBUDA



(See reference map III)



ARGENTINA



(See reference map IV)

ECONOMY

Aid: economic—authorized by US, including Ex-Im (FY70-80), \$403 million; committed by other Western countries, ODA and OOF (1970-79), \$981 million; from Communist countries (1970-80), \$470 million; military—from US (FY70-80), \$137 million [redacted]

25X1


25X1

COMMUNICATIONS

Merchant marine: 176 (1,000 GRT or over) totaling 1,873,746 GRT, 2,858,033 DWT; includes 2 passenger, 91 cargo, 56 tanker, 3 liquefied gas, 16 bulk, 1 combination ore/oil, 5 specialized carrier; 1 roll-on/roll-off, 1 container; additionally 1 naval tanker and 1 military transport are sometimes used commercially [redacted]

25X1

25X1




SECRET

SECRET

AUSTRALIA

25X1




(See reference map X)

COMMUNICATIONS

Merchant marine: 86 ships (1,000 GRT or over) totaling 1,717,050 GRT, 2,702,260 DWT; includes 1 passenger, 6 cargo, 5 container, 23 roll-on/roll-off cargo, 16 tanker, 33 bulk, 1 combination ore/oil, 1 liquefied gas carrier


25X1
25X1



SECRET

SECRET

AUSTRIA



(See reference map V)


25X1

COMMUNICATIONS

Merchant marine: 12 ships (1,000 GRT or over) totaling 67,499 GRT, 106,071 DWT; includes 9 cargo, 1 container, 2 bulk

25X1

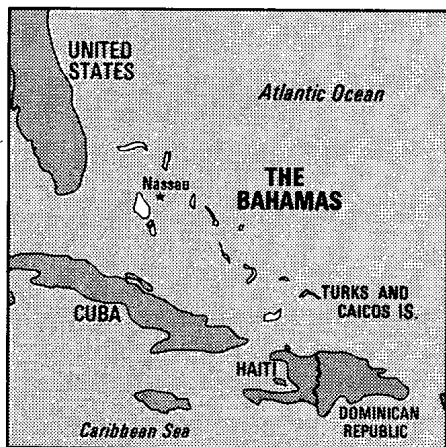
25X1



SECRET

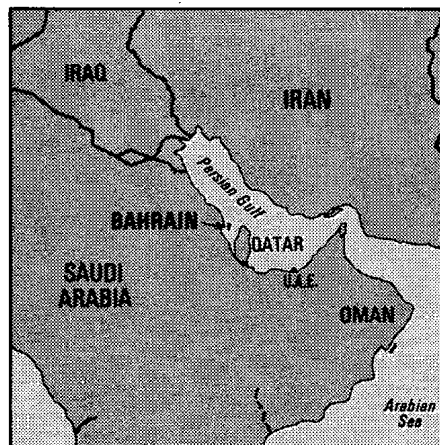
SECRET

THE BAHAMAS



(See reference map III)


BAHRAIN



(See reference map VI)

COMMUNICATIONS

Merchant marine: 23 ships (1,000 GRT or over) totaling 264,025 GRT, 315,161 DWT; includes 11 cargo and 2 roll-on/roll-off, 2 tanker, 5 passenger, and 3 bulk; a flag of convenience registry [redacted]




ECONOMY

Aid: economic commitments—OPEC (ODA; 1974-80), \$880 million; US (FY70-80), \$2 million; other Western countries; ODA and OOF (1970-79), \$9 million [redacted]

COMMUNICATIONS

Merchant marine: 1 cargo ship of 1,600 GRT, 2,600 DWT [redacted]

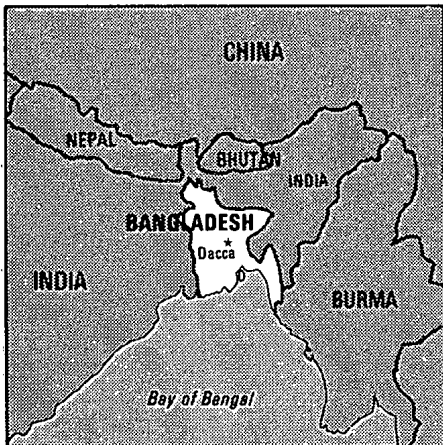


25X1
ZSA I
25X1
25X1
25X1

SECRET

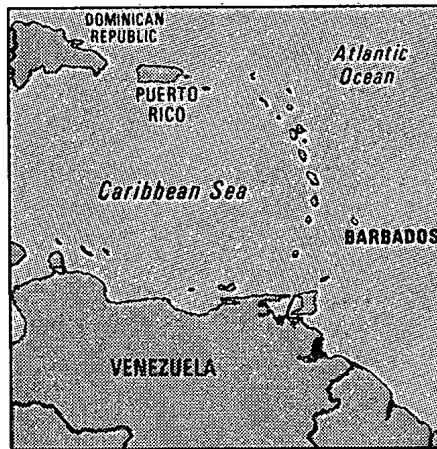
SECRET

BANGLADESH



(See reference map VIII)

BARBADOS



(See reference map III)

ECONOMY

Aid: economic commitments—Communist countries (1970-80), \$705 million; OPEC (ODA; 1974-80) \$915 million; US, including Ex-Im (FY70-80), \$1.8 billion; military commitments—Communist countries (1970-80), \$98 million

COMMUNICATIONS

Merchant marine: 34 ships (1,000 GRT or over) totaling 313,341 GRT, 443,400 DWT, includes 30 cargo, 2 tanker, 1 passenger and 1 ore/oil carrier

25X1

25X1

25X1

25X1

SECRET

SECRET

BELGIUM




(See reference map V)

COMMUNICATIONS

Merchant marine: 86 ships (1,000 GRT or over) totaling 1,793,453 GRT, 2,839,097 DWT; includes 4 passenger, 28 cargo, 4 container, 13 tanker, 31 bulk, 2 liquefied gas carrier, 3 roll-on/roll-off; 1 specialized carrier

25X1

25X1
25X1




SECRET

SECRET

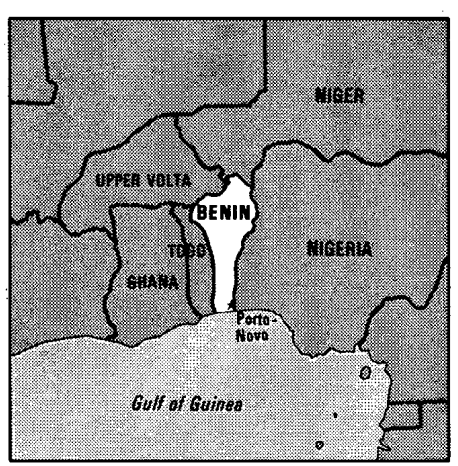
BELIZE
(formerly British Honduras)



(See reference map III)



BENIN
(formerly Dahomey)



(See reference map VII)

ECONOMY

Aid: economic commitments—Communist countries (1970-80), \$49.3 million; US, including Ex-Im (1970-80), \$14 million; OPEC (ODA; 1974-80), \$30 million; military—Communist countries (1970-80), \$29 million

25X1


COMMUNICATIONS

Merchant marine: 1 cargo ship (1,000 GRT or over) totaling 3,000 GRT, 4,400 DWT

25X1

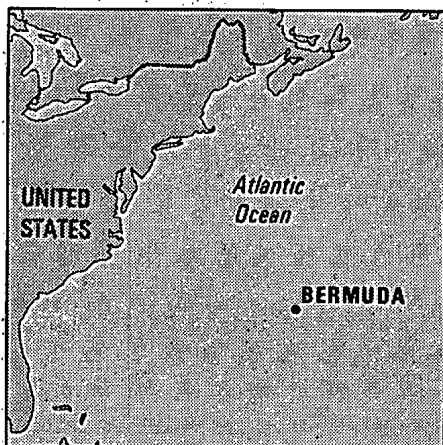
25X1

25X1



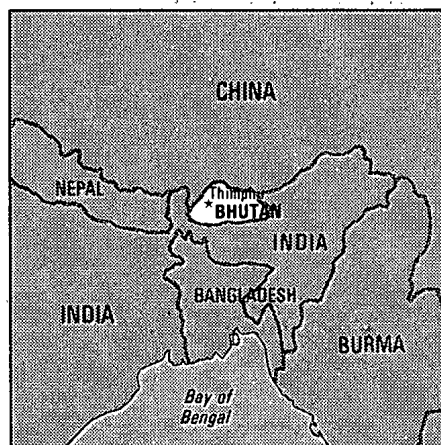
SECRET

BERMUDA



(See reference map II)

BHUTAN

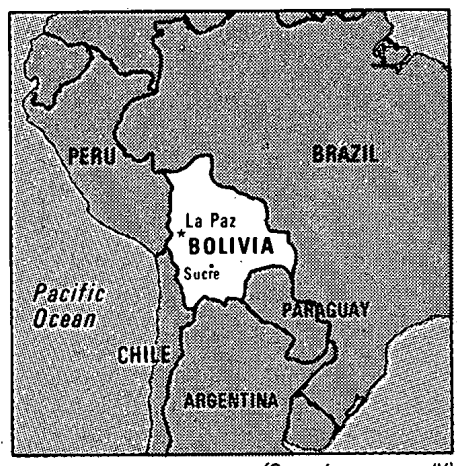


(See reference map VIII)

25X1

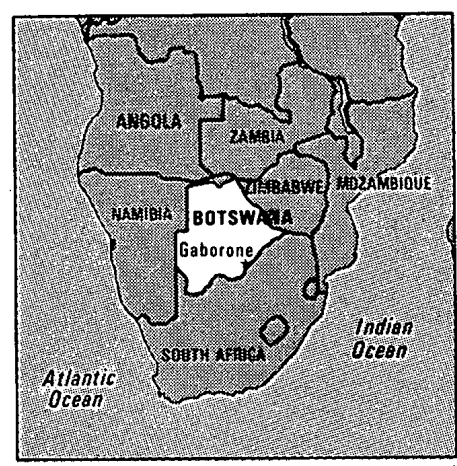
SECRET

BOLIVIA



(See reference map IV)

BOTSWANA



(See reference map VII)

ECONOMY

Aid: economic commitments—US including Ex-Im (FY70-80), \$44 million; other Western (non-US) countries, ODA and OOF (1970-79), \$400 million; OPEC (ODA; 1974-80), \$5 million; Communist countries, \$130 million; military—assistance from US, \$55 million


COMMUNICATIONS

Merchant marine: 2 cargo ships (1,000 GRT or over) totaling 15,130 GRT, 18,934 DWT; 1 owned by Bolivian Navy



ECONOMY

Aid: economic commitments—Western (non-US) countries, ODA and OOF (1970-79), \$527.0 million; US (FY70-80), \$87.4 million; Communist countries (1970-80), \$16.6 million; military—Communist countries (1970-80), \$2.0 million



25X1
25X1
25X1
25X1

SECRET

SECRET

BRAZIL




(See reference map IV)

ECONOMY

Aid: economic—bilateral commitments, including Ex-Im (FY70-80), from US, \$2.2 billion; from other Western countries, ODA and OOF (1970-79), \$3,494.8 million; from Communist countries (1970-80), \$653.5 million; military— from US (FY70-80), \$214.1 million

COMMUNICATIONS


Merchant marine: 297 ships (1,000 GRT or over) totaling 5,113,825 GRT, 8,595,168 DWT; includes 1 passenger, 156 cargo, 49 tanker, 8 liquefied gas, 55 bulk, 17 combination ore/oil, 5 specialized carrier, 6 roll-on/roll-off cargo; additionally, 1 naval tanker and 4 military transports are sometimes used commercially



25X1

25X1

25X1
25X1



SECRET

SECRET

BRUNEI




(See reference map IX)

BULGARIA



(See reference map V)



ECONOMY

Aid: USSR—about \$2.03 billion economic aid extended (1954-76); Bulgaria has extended foreign aid totaling more than \$64 million to Communist countries (1945-70), and \$605 million in bilateral economic aid to the non-Communist less developed countries (1956-80) [redacted]

25X1

COMMUNICATIONS

Merchant marine: 102 ships (1,000 GRT and over) totaling 1,096,600 GRT, 1,637,400 DWT; includes 2 passenger, 36 cargo, 1 cargo training, 17 tanker, 41 bulk, 1 combination ore/oil, 2 specialized carrier, 2 roll-on/roll-off cargo [redacted]

25X1

Civil air: 45 major transport aircraft (1978) [redacted]

25X1

25X1

Airfields: 384 total; 119 with permanent-surface runways; 14 with runways 2,500-3,499 m, 33 with runways 1,000-2,499 m, 337 with runways less than 1,000 m; 3 heliports [redacted]

25X1


Pipelines: crude oil, 193 km; natural gas, 920 km; refined products 418 km [redacted]

25X1

Telecommunications: inferior to most other East European countries; meets only minimum requirements of government and public; wired broadcasts used extensively; 10 AM, 5 FM stations, 2,301,462 receivers; 1 major and 25 relay TV stations, 1,441,122 receivers; 640,842 telephones, 90.7% automatic [redacted]

25X1

25X1

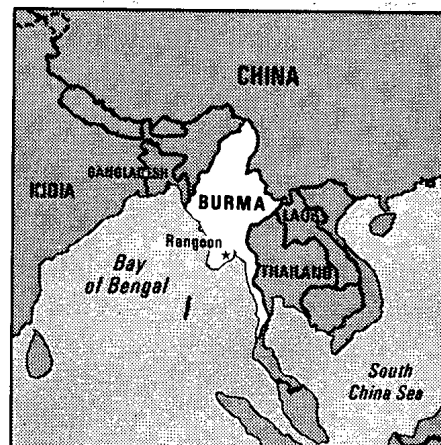


SECRET

SECRET

BURMA

25X1



(See reference maps VIII and IX)

ECONOMY

Aid: economic commitments—Communist countries (1970-80), \$326 million; US, including Ex-Im (FY70-80), \$27 million; other Western (non-US) countries, ODA and OOF (1970-79), \$1,221 million

25X1

COMMUNICATIONS

Pipelines: 144 km crude oil (C)

Merchant marine: 15 ships (1,000 GRT or over) totaling 63,243 GRT, 86,867 DWT; includes 12 cargo, 1 container, 1 tanker, and 1 specialized carrier

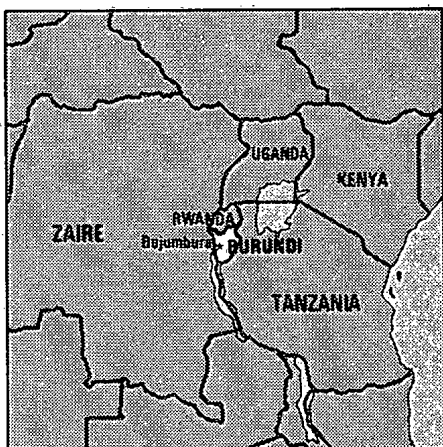
25X1

25X1

SECRET

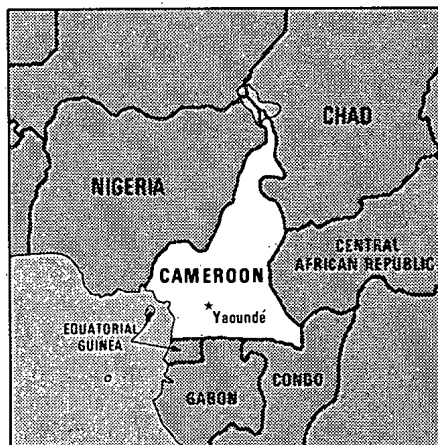
SECRET

BURUNDI



(See reference map VII)


CAMEROON



(See reference map VII)

ECONOMY

Aid: economic commitments—from Western (non-US) countries, ODA and OOF (1970-79), \$275.0 million; Communist countries (1970-80), \$58.0 million; US (FY70-80), \$18.0 million; OPEC (ODA; 1974-80), \$45.0 million; military—from Communist countries (1970-80), \$27.0 million




ECONOMY

Aid: economic commitments—from Western (non-US) countries, ODA and OOF (1970-79), \$1.2 billion; from Communist countries (1970-80), \$104 million; from US, including Ex-Im (FY70-80), \$140 million; from OPEC (ODA; 1974-80), \$70 million; military—from Communist countries (1970-80), \$7 million

COMMUNICATIONS

Merchant marine: 4 cargo ships (1,000 GRT or over) totaling 36,792 GRT, 58,700 DWT



25X1

25X1

25X1

25X1

25X1

SECRET

CANADA



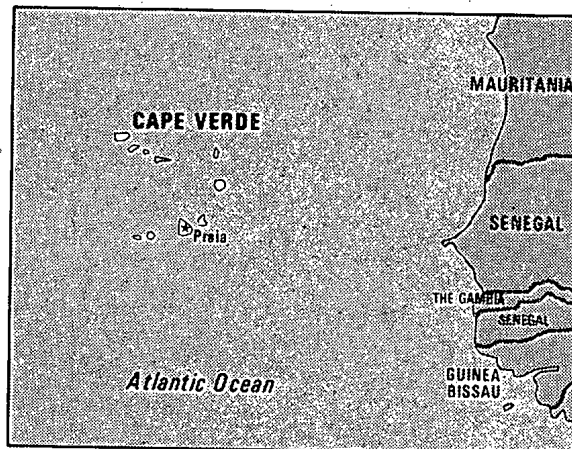
(See reference map II)

COMMUNICATIONS

Merchant marine: 105 ships (1,000 GRT or over) totaling 746,032 GRT, 1,017,348 DWT; includes 8 passenger, 31 cargo, 5 container, 1 roll-on/roll-off cargo, 31 tanker, 18 bulk, 9 specialized carrier, and 2 combination ore/oil



CAPE VERDE



(See reference map VII)

25X1

ECONOMY

Aid: economic commitments—Western (non-US) countries, ODA and OOF (1970-79), \$149.0 million; Communist countries (1970-80), \$20.0 million; US (FY75-80), \$37.3 million; OPEC (ODA, 1974-80), \$25.0 million; military—Communist countries (1970-80), \$57.0 million

25X1
25X1

COMMUNICATIONS

Merchant marine: 3 cargo ships (1,000 GRT or over) totaling 6,458 GRT, 11,312 DWT

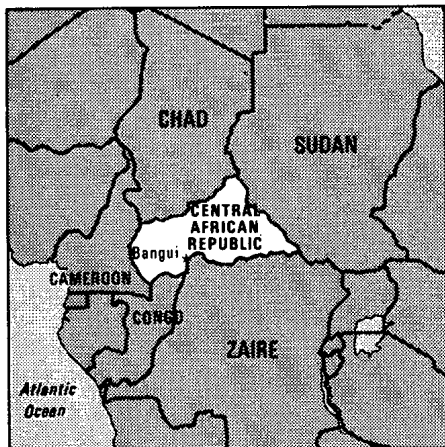
25X1
25X1



SECRET

SECRET


CENTRAL AFRICAN REPUBLIC



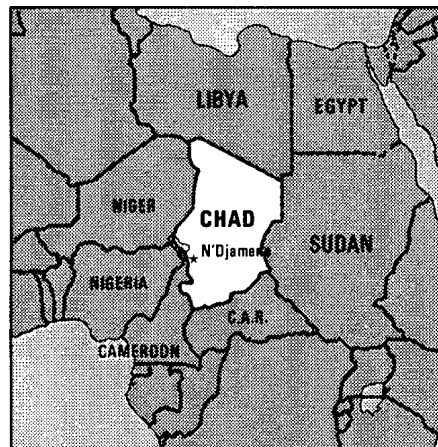
(See reference map VII)

ECONOMY

Aid: economic commitments—Western (non-US) countries, ODA and OOF (1970-79), \$250 million; Communist countries (1970-80), \$13.5 million; OPEC (ODA; 1974-80), \$70 million; US authorized, including Ex-Im (1970-80), \$14.6 million; military—Communist countries (1970-80), \$13.0 million




CHAD



(See reference map VII)

ECONOMY

Aid: economic commitments—Western (non-US) countries, ODA and OOF (1970-79), \$350 million; Communist countries (1970-80), \$70 million; OPEC (ODA; 1974-80), \$20 million; US (FY70-80), \$64 million; military—Communist countries (1970-80), \$7 million



25X1

25X1

25X1

25X1

SECRET

CHILE




(See reference map IV)

ECONOMY

Aid: economic commitments—US authorized, including Ex-Im (FY70-80), \$491 million; Western (non-US) countries ODA AND OOF (1970-79), \$463.9 million; Communist countries (1970-80), \$386.2 million; military—US (1970-80), \$50 million

COMMUNICATIONS


Merchant marine: 41 ships (1,000 GRT or over) totaling 506,127 GRT, 831,442 DWT; includes 1 passenger, 24 cargo, 1 tanker, 2 liquefied gas, 7 bulk, 3 combination ore/oil, 2 roll-on/roll-off, 1 specialized carrier; additionally 2 naval tankers and 2 military transports are sometimes used commercially



25X1

25X1

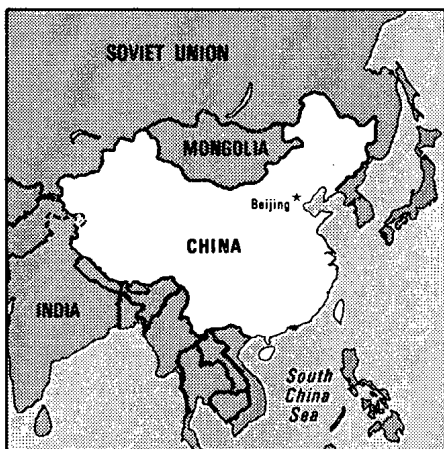
25X1
25X1



SECRET

SECRET

CHINA



(See reference map VIII)

COMMUNICATIONS

Pipelines: crude oil, 5,000 km; refined products, 1,100 km; natural gas, 1,000 km est. [redacted]

Merchant marine: 907 ships (1,000 GRT or over) totaling 8,206,955 GRT, 12,220,385 DWT; includes 53 passenger, 564 cargo, 5 cargo training, 17 roll-on/roll-off cargo, 3 container, 1 specialized carrier, 136 tanker, 128 bulk; in terms of DWT, about 31% of the fleet is employed in domestic operations and the rest in international operations to all continents; China beneficially owns an additional 140 ships (1,000 GRT or over) totaling 2,077,800 GRT, 3,251,300 DWT which operate under the Panamanian and British (Hong Kong) flags [redacted]

Telecommunications: fair domestic and adequate international systems maintained primarily for official use; fewer than 4 million telephones, 4 per 100 popl.; 2,100 telegraph offices; about 130 international telex circuits; 100 radio broadcast stations, about 270 AM and 10 FM transmitters; 2,300 wired-broadcast distribution stations; 50 million radio and 140 million wired-broadcast receivers; about 40 major TV stations and 150 secondary transmitters; 4 million TV receivers; international facilities include 1 coaxial submarine cable to Japan, coaxial underground cable to Hong Kong, 3 standard INTELSAT ground stations accessing Pacific and Indian Ocean satellites, high-frequency radio and open-wire line circuits [redacted]

25X1

25X1

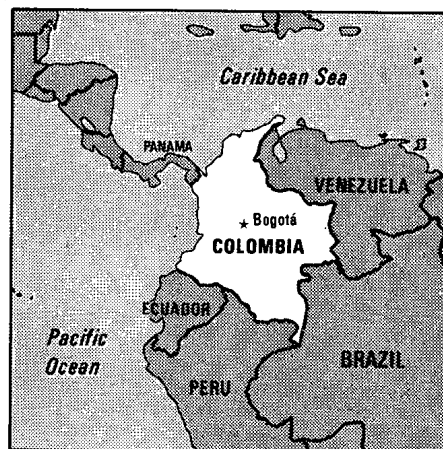
25X1
25X1

25X1
25X1

SECRET

COLOMBIA

25X1



(See reference map IV)

ECONOMY

Aid: economic—authorizations from US (FY70-80), including Ex-Im, \$776.4 million; ODA and OOF commitments from other Western countries (1970-79), \$504 million; from Communist countries (1970-80), \$284 million; military—assistance from US (FY70-80), \$122 million


25X1

COMMUNICATIONS

Merchant marine: 37 ships (1,000 GRT or over) totaling 265,513 GRT, 348,062 DWT; includes 29 cargo, 6 bulk, 2 tanker

25X1

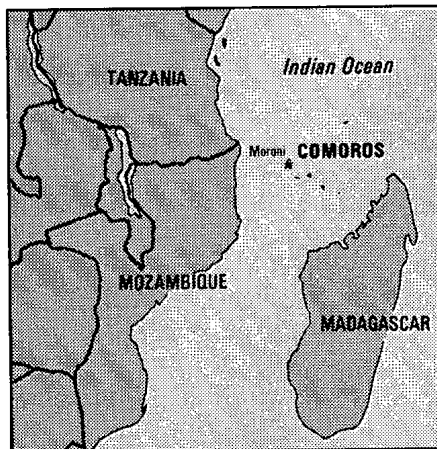

25X1



SECRET


SECRET

COMOROS



(See reference map VII)

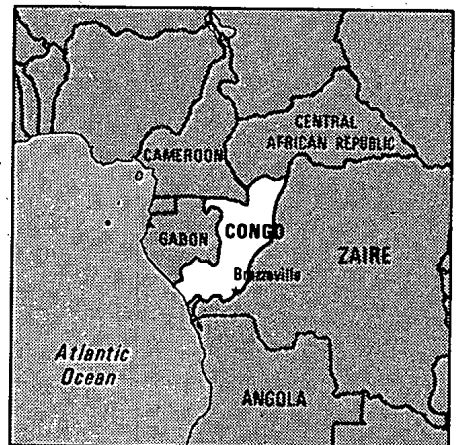
25X1



25X1

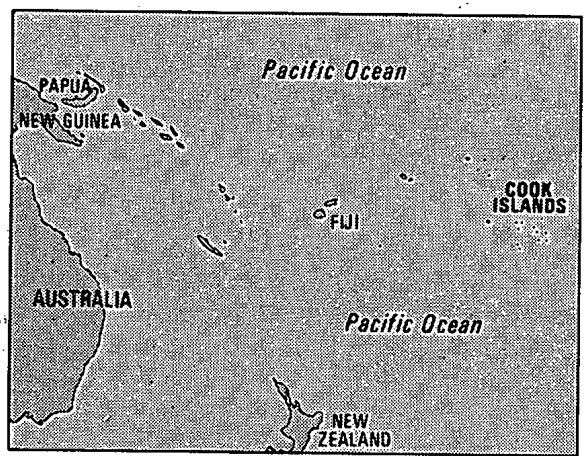
SECRET

CONGO



(See reference map VII)

COOK ISLANDS



(See reference map X)

ECONOMY


Aid: economic commitments—Western (non-US) countries, ODA and OOF (1970-79), \$525 million; Communist countries (1970-80), \$142 million; OPEC (ODA; 1974-80), \$105 million; US, including Ex-Im (FY70-79), \$10 million; military—Communist countries (1970-80), \$109 million



25X1

25X1

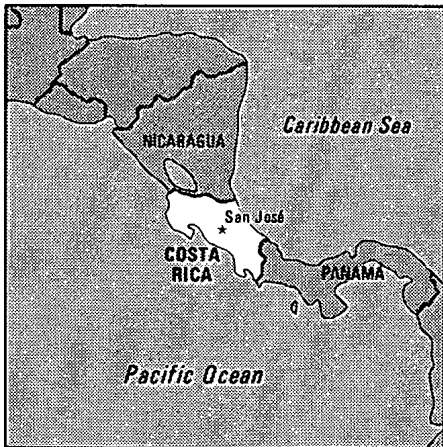
25X1



SECRET

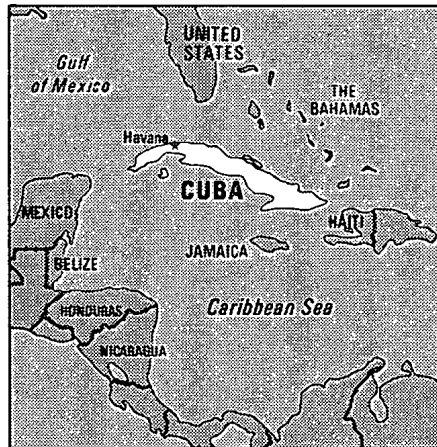
SECRET

COSTA RICA



(See reference map III)


CUBA



(See reference map III)

COMMUNICATIONS


Merchant marine: 4 roll-on/roll-off cargo ships (1,000 GRT or over) totaling 11,796 GRT, 17,965 DWT



COMMUNICATIONS

Merchant marine: 82 ships (1,000 GRT and over) totaling 666,300 GRT, 957,600 DWT; includes 53 cargo, 10 tanker, 8 bulk, 3 cargo training, 1 specialized carrier, 1 passenger; Cuba beneficially owns 9 additional ships (1,000 GRT or over) totaling 83,000 GRT, 112,050 DWT, under Panamanian flag

Telecommunications: modern facilities adequately serve military, governmental, and some civilian needs; excellent international facilities via HF and satellite; 321,000 telephones (3.3 per 100 popl.); 100 AM, 25 FM, and 28 TV stations; 1 submarine cable, 1 Molniya and 1 Atlantic Ocean INTELSAT station



25X1

25X1

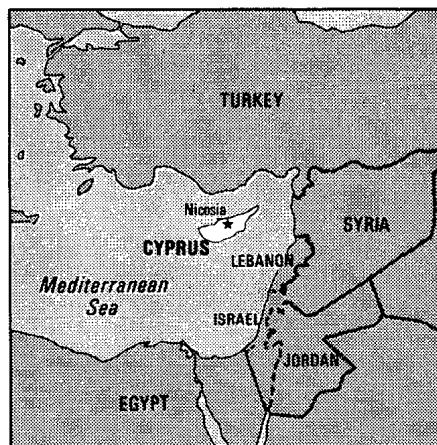

25X1

25X1

25X1

SECRET

CYPRUS



25X1

(See reference map VI)

ECONOMY

Aid: economic—US, \$159 million authorized, including Ex-Im (FY70-80); other Western bilateral ODA and OOF commitments, \$55 million (1970-79); Greece, \$79 million (1976); OPEC ODA commitments \$35 million (1977-80); Communist countries (1970-80), \$24 million

25X1

Turkish Sector aid: Turkey, probably \$20-30 million annually since 1975; primarily development and budgetary aid with some balance-of-payments support

25X1

COMMUNICATIONS

Merchant marine: 332 ships (1,000 GRT or over) totaling 1,611,708 GRT, 2,382,939 DWT; includes 10 passenger, 252 cargo, 3 container, 10 tanker, 2 liquefied gas, 1 combination ore/oil, 26 bulk, 6 roll-on/roll-off cargo, 22 specialized carrier; all but a few are owned and operated by Greek nationals

25X1

25X1



SECRET

SECRET

CZECHOSLOVAKIA

25X1



(See reference map V)

ECONOMY

Aid: Czechoslovakia has extended bilateral economic aid totaling \$2.4 billion to non-Communist less developed countries (1954-80) and has received some medium- and long-term credits from Western countries and the USSR; Czechoslovakia has used 1% of its national income to extend long-term credits to socialist and developing countries (1961-70)

25X1

COMMUNICATIONS

Merchant marine: 19 ships (1,000 GRT or over) totaling 183,500 GRT, 275,000 DWT; includes 14 cargo, 5 bulk (C)

Civil air: 54 major transport aircraft (1982)

25X1

Airfields: 137 total; 39 with permanent-surface runways; 1 with runways 3,500 m or over; 16 with runways 2,500-3,499 m; 76 with runways 1,000-2,499 m; 44 with runways less than 1,000 m; 5 heliports

25X1

Telecommunications: systems are used primarily to support operations of government and industry; requirements of public receive secondary consideration; good coverage is provided by 23 AM and 16 FM broadcast stations; 3,883,882 receivers; 10 major TV stations, supplemented by 300 relay stations; 4,000,000 TV receivers; 2,900,000 est. telephones (96% automatic)

25X1

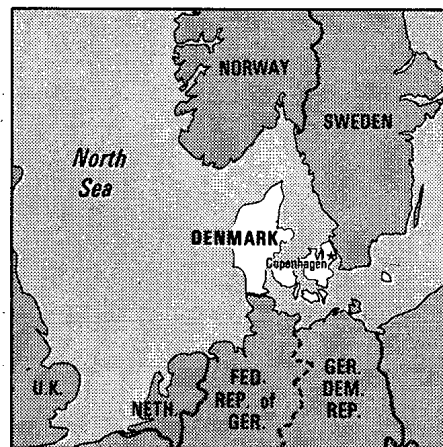
25X1

SECRET

SECRET

DENMARK

25X1



(See reference map V)

COMMUNICATIONS

Merchant marine: 268 ships (1,000 GRT or over) totaling 4,970,866 GRT, 7,514,876 DWT; includes 20 passenger, 97 cargo, 29 container, 18 roll-on/roll-off cargo, 44 tanker, 17 liquefied gas, 20 bulk, 2 combination ore/oil, 21 specialized carrier

25X1

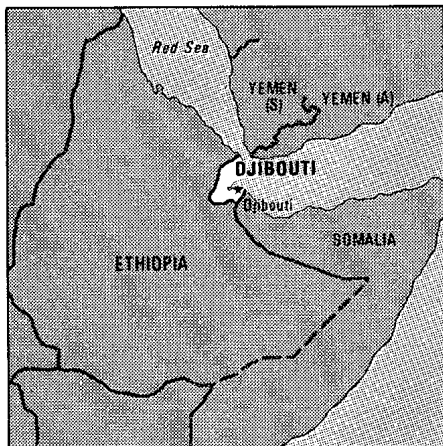
25X1

SECRET

SECRET

DJIBOUTI

(formerly French Territory of the Afars and Issas)

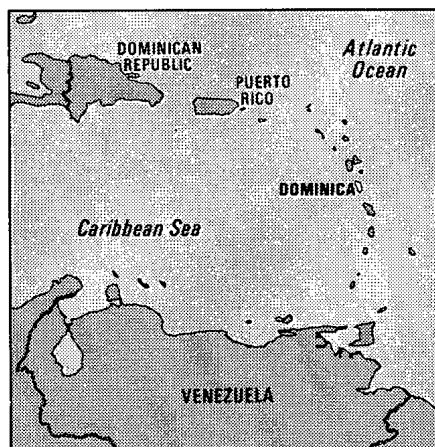


(See reference map VII)

ECONOMY

Aid: economic commitments—Western (non-US) countries, including ODA and OOF (1970-79), \$70 million; OPEC (ODA; 1970-80), \$165 million; Communist countries (1970-80), \$30 million

DOMINICA



(See reference map III)

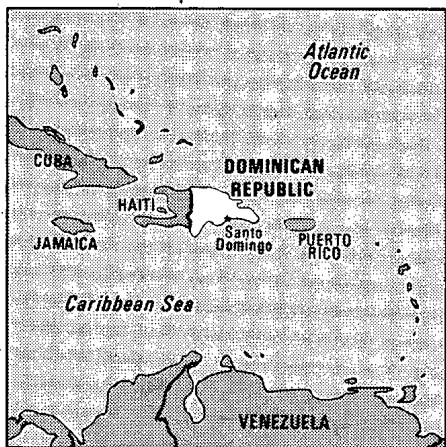
25X1

25X1

25X1

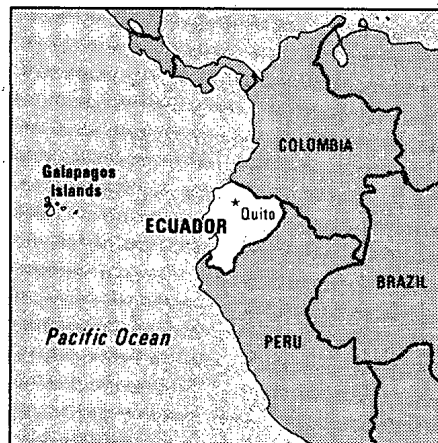
SECRET

DOMINICAN REPUBLIC



(See reference map III)

ECUADOR



(See reference map IV)

25X1

25X1

COMMUNICATIONS



Merchant marine: 9 ships (1,000 GRT or over) totaling 24,886 GRT, 43,178 DWT; includes 2 cargo, 1 bulk, 6 roll-on/roll-off cargo

COMMUNICATIONS

Merchant marine: 44 ships (1,000 GRT or over) totaling 338,414 GRT, 494,163 DWT; includes 22 cargo, 20 tanker, 1 container, and 1 specialized carrier

25X1

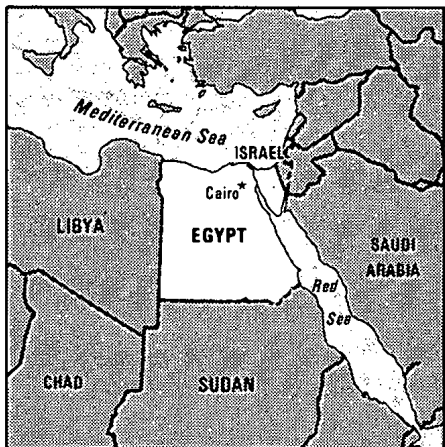
25X1




SECRET

SECRET

EGYPT



(See reference maps VI and VII)



25X1

ECONOMY

Aid: economic commitments—OPEC (ODA; 1974-80), \$8 billion; US, including Ex-Im (FY70-80), \$5.7 billion; Western (non-US) countries, ODA and OOF (1970-79), \$2,985 million; Communist countries (1970-80), \$1.2 billion; military—Communist countries (1970-80), \$1.2 billion; US (1970-80), \$1.5 billion


25X1

COMMUNICATIONS

Merchant marine: 100 ships (1,000 GRT or over) totaling 490,954 GRT, 675,527 DWT; includes 8 passenger, 76 cargo, 13 tanker, 1 container, 1 bulk, and 2 specialized carrier

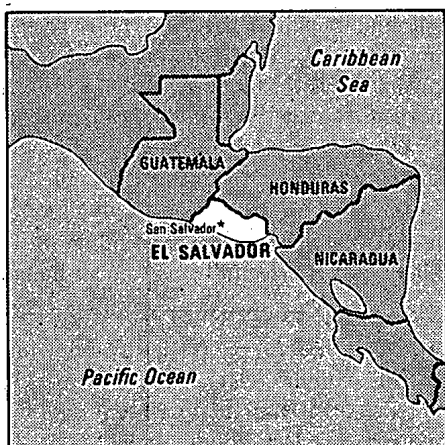
25X1

25X1



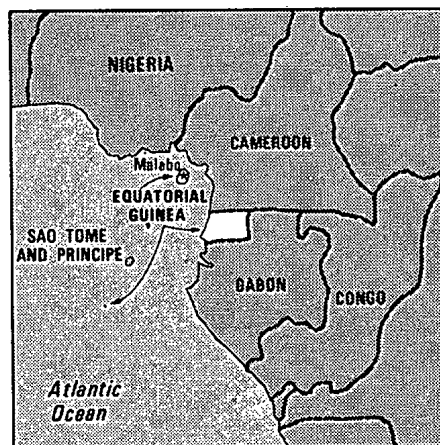
SECRET

EL SALVADOR



(See reference map III)

EQUATORIAL GUINEA




(See reference map VII)

25X1

COMMUNICATIONS

Merchant marine: 1 cargo ship (1,000 GRT or over) totaling 1,800 GRT, 3,200 DWT



ECONOMY

Aid: economic commitments—Communist countries (1970-80), \$25 million; Western (non-US) countries, including ODA and OOF (1970-79), \$9.0 million; military—Communist countries (1970-80), \$25 million

25X1


25X1

COMMUNICATIONS

Merchant marine: 2 cargo ships (1,000 GRT or over) totaling 6,400 GRT, 6,600 DWT

25X1

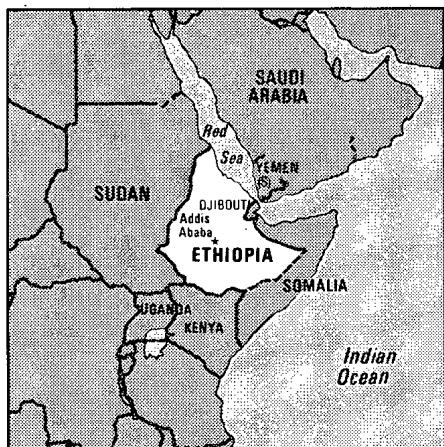
25X1



SECRET

SECRET

ETHIOPIA



(See reference map VII)

ECONOMY

Aid: economic commitments—Western (non-US) countries, ODA and OOF (1970-79), \$488.0 million; US, including Ex-Im (FY70-80), \$224.2 million; Communist countries (1970-80), \$738.0 million; OPEC (ODA; 1974-80), \$20 million; military—US (FY70-80), \$122.5 million; Communist countries (1970-80), \$2,342 million

COMMUNICATIONS

Merchant marine: 5 ships (1,000 GRT or over) totaling 20,340 GRT, 27,595 DWT; includes 3 cargo and 2 tanker

Telecommunications: fair system of radio relay and wire; Addis Ababa principal center, Asmara secondary center; 83,800 telephones (0.2 per 100 popl.); Soviet facilities located in Addis Ababa and elsewhere; 8 AM, no FM, and 2 TV stations; 1 Atlantic Ocean INTELSAT station

25X1

25X1

25X1

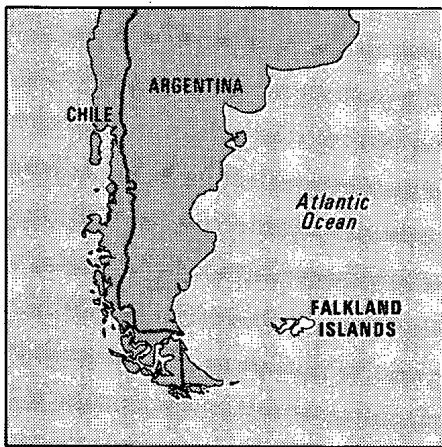
25X1

25X1

SECRET

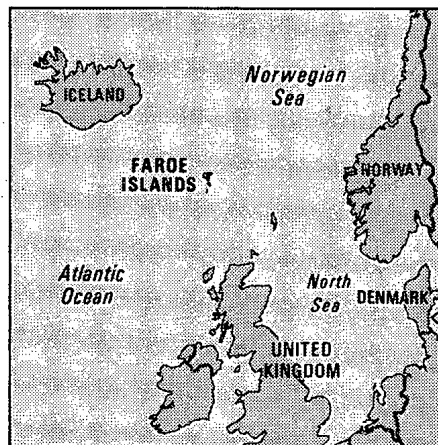
SECRET

FALKLAND ISLANDS (Islas Malvinas)⁵





(See reference map IV)

FAROE ISLANDS



(See reference map V)

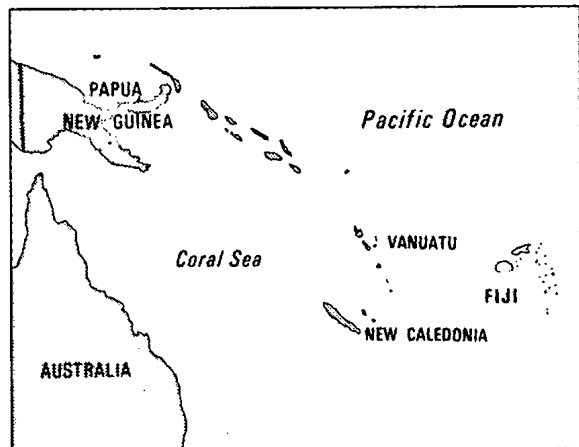


25X1
25X1

SECRET

SECRET

FIJI



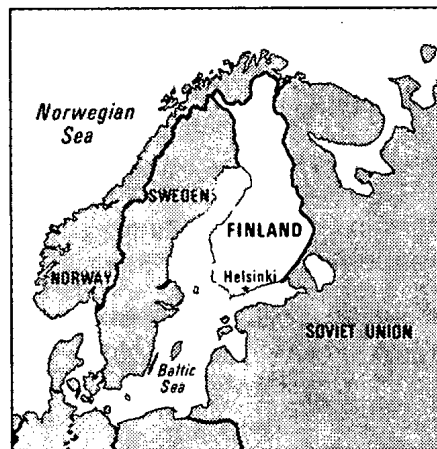
(See reference map X)

COMMUNICATIONS

Merchant marine: 4 ships (1,000 GRT or over) totaling 9,371 GRT, 11,548 DWT; includes 3 liquefied gas and 1 roll-on/roll-off cargo




FINLAND



(See reference map V)

COMMUNICATIONS

Merchant marine: 181 ships (1,000 GRT or over) totaling 2,249,698 GRT, 3,665,221 DWT; includes 16 passenger, 71 cargo, 1 container, 17 roll-on/roll-off cargo, 32 tanker, 34 bulk, 8 specialized carrier, and 2 liquefied gas carrier



25X1

25X1

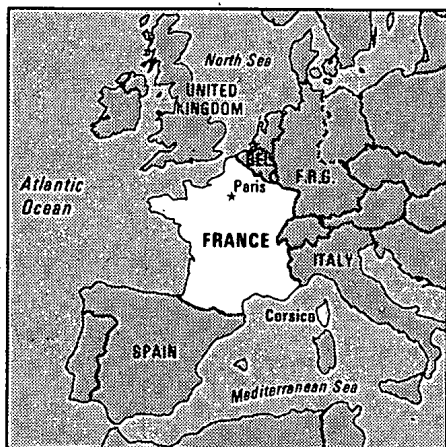
25X1

25X1

SECRET

25X1



FRANCE



(See reference map V)

COMMUNICATIONS

Merchant marine: 326 ships (1,000 GRT or over), totaling 10,168,920 GRT, 18,236,839 DWT; includes 16 passenger, 188 cargo, 22 container, 57 roll-on/off cargo, 74 tanker, 8 liquefied gas, 35 bulk, 5 combination ore/oil, and 21 specialized carrier



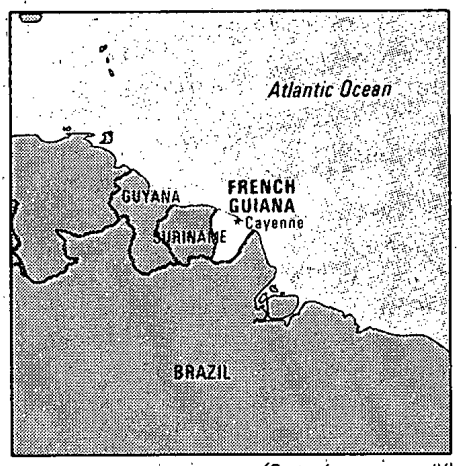
25X1

25X1

SECRET

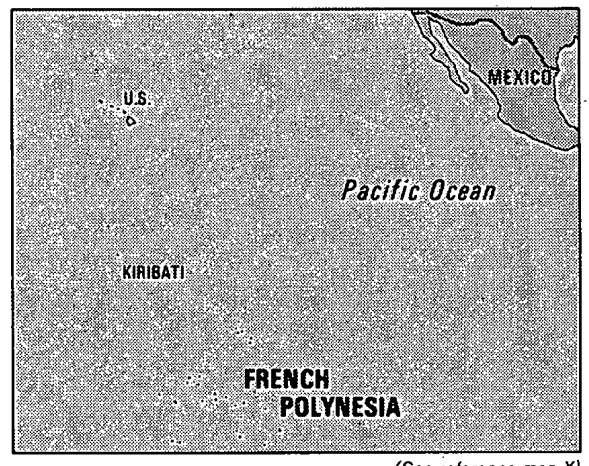
SECRET

FRENCH GUIANA



(See reference map IV)

FRENCH POLYNESIA



(See reference map X)

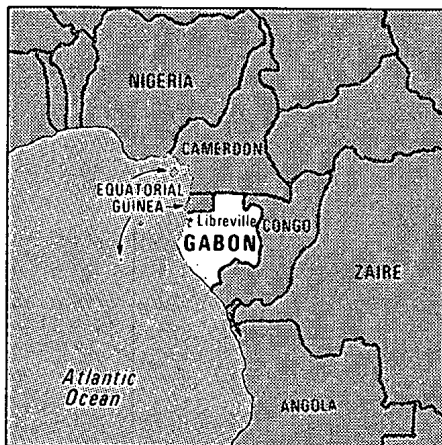


25X1

SECRET

SECRET

GABON




(See reference map VII)

ECONOMY

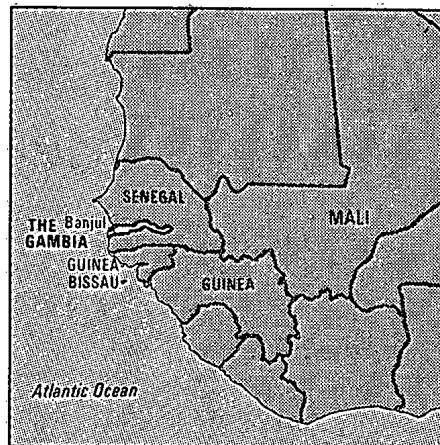
Aid: economic commitments—Western (non-US) countries, ODA and OOF (1970-79), \$524.8 million; Communist countries (1970-80), \$27.0 million; US, including Ex-Im (FY70-80), \$26.8 million; military—US (FY70-80), \$6.0 million; Communist countries (1975-80), \$7.0 million

COMMUNICATIONS

Merchant marine: 1 tanker (1,000 GRT or over) totaling 74,100 GRT, 140,700 DWT



THE GAMBIA



(See reference map VII)

COMMUNICATIONS

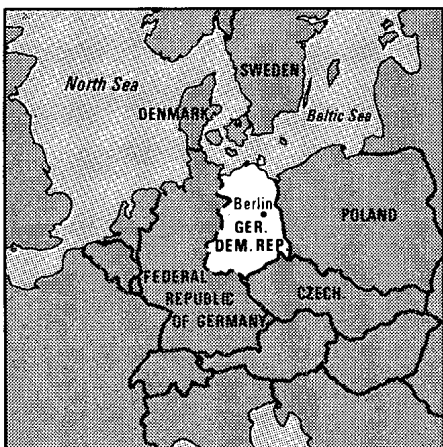
Merchant marine: 1 cargo ship (1,000 GRT or over) totaling 1,600 GRT, 2,700 DWT

	25X1
	25X1
	25X1
	25X1

SECRET

SECRET

GERMAN DEMOCRATIC REPUBLIC



(See reference map V)

ECONOMY

Aid: economic—from USSR, \$990 million (1954-75); commitments to less developed non-Communist countries, \$2.3 billion in bilateral economic aid (1956-80)


COMMUNICATIONS

Merchant marine: 152 ships (1,000 GRT and over) totaling 1,300,000 GRT, 1,836,600 DWT; includes 1 passenger, 118 cargo, 5 roll-on/roll-off cargo, 5 tanker, 16 bulk, 4 combination ore/oil, 1 beach landing craft, and 2 specialized carriers

Civil air: 38 major transport aircraft (1982)

Airfields: 169 total; 63 with permanent-surface runways; 3 with runways 3,500 m or over, 45 with runways 2,500-3,499 m, 72 with runways 1,000-2,499 m, 49 with runways less than 1,000 m; 7 heliports

Telecommunications: domestic and international facilities modern and adequate; good coverage provided by 21 AM and 18 FM broadcast stations, 7,000,000 receivers; 20 major TV stations supplemented by 325 rebroadcast stations; 5,550,000 TV receivers; 2,900,000 telephones (100% automatic)



25X1


25X1

25X1
25X1

25X1

25X1

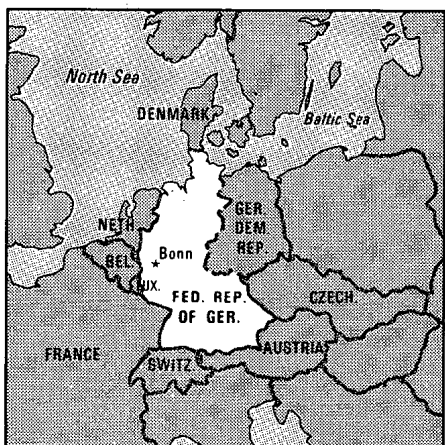
25X1



SECRET

GERMANY, FEDERAL REPUBLIC OF



25X1



(See reference map V)

COMMUNICATIONS

Merchant marine: 437 ships (1,000 GRT or over) totaling 6,703,394 GRT, 10,749,936 DWT; includes 13 passenger, 185 cargo, 80 container, 22 roll-on/roll-off cargo, 49 tanker, 9 liquefied gas, 34 bulk, 1 combination ore/oil, 43 specialized carrier, and 1 cargo training



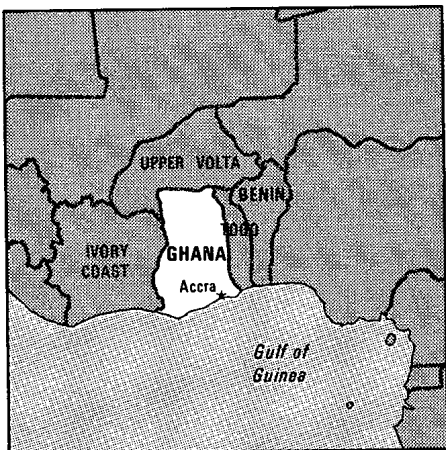
25X1

25X1

SECRET

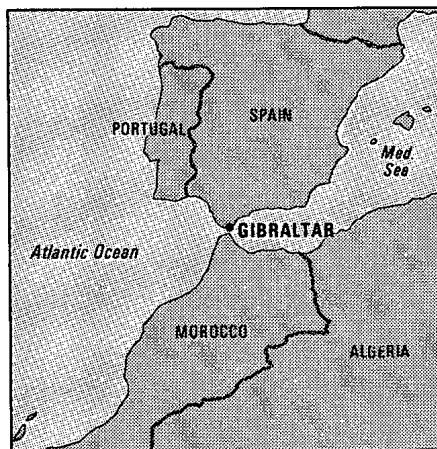
SECRET

GHANA



(See reference map VII)

GIBRALTAR



(See reference map V)


ECONOMY

Aid: economic commitments—US, including Ex-Im (FY70-80), \$298.5 million; other Western countries, ODA and OOF (1970-79), \$626.5 million; OPEC (ODA; 1974-80), \$65.0 million; Communist countries (1970-80), \$43.5 million; military—Communist countries (1970-80), \$12.0 million; US (1970-80), \$1.0 million

COMMUNICATIONS

Merchant marine: 25 cargo ships (1,000 GRT or over) totaling 172,182 GRT, 231,291 DWT

Telecommunications: fair system of open-wire and cable, radio-relay links and radiocommunication stations; 68,900 telephones (0.6 per 100 popl.); 6 AM, no FM, and 8 TV stations; 1 Atlantic Ocean satellite ground station




25X1

25X1

25X1

25X1

25X1



SECRET

SECRET

25X1

GREECE



(See reference map V)

COMMUNICATIONS

Merchant marine: 2,857 ships (1,000 GRT or over) totaling 42,305,162 GRT, 73,327,178 DWT; includes 84 passenger, 1,323 cargo, 15 container, 385 tanker, 9 liquefied gas, 31 roll-on/roll-off cargo, 880 bulk, 62 combination ore/oil, 68 specialized carrier; ethnic Greeks also own large numbers of ships under Liberian, Panamanian, Cypriot, and Lebanese flags


[Redacted]



25X1

25X1

25X1



SECRET

SECRET

GREENLAND



(See reference map II)

GRENADA




(See reference map III)



ECONOMY

Aid: economic—bilateral ODA and OOF commitments, from Western (non-US) countries (1970-79), \$4.8 million; OPEC (ODA; 1974-80), \$15.0 million; no military aid



25X1

25X1

25X1

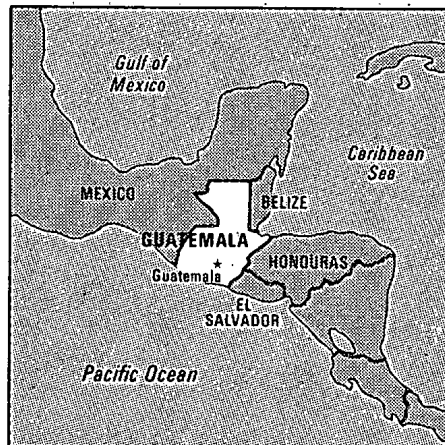
SECRET

GUADELOUPE



(See reference map III)

GUATEMALA



(See reference map III)




COMMUNICATIONS

Merchant marine: 6 cargo ships (1,000 GRT or over)
 totaling 27,972 GRT, 39,126 DWT

25X1

25X1

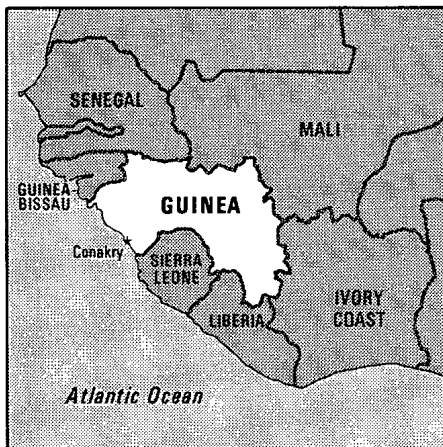
25X1




SECRET

SECRET

GUINEA



(See reference map VII)



25X1

ECONOMY

Aid: economic commitments—Communist countries (1970-80), \$144.3 million; OPEC (ODA; 1974-80), \$455.0 million; US authorizations, including Ex-Im (FY70-80), \$101.7 million; other Western countries, ODA and OOF (1970-79), \$142.0 million; military—Communist countries (1970-80), \$136.0 million

25X1

COMMUNICATIONS

Merchant marine: 1 bulk (1,000 GRT or over) totaling 10,800 GRT, 15,300 DWT

25X1

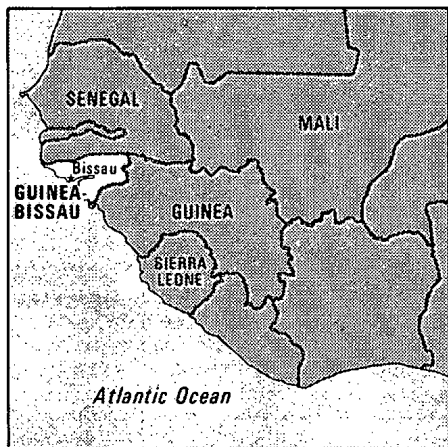
Telecommunications: barely adequate system of open-wire lines, small radiocommunication stations, and developing radio-relay system; 10,000 telephones (0.2 per 100 popl.); 2 AM stations, no FM, and 1 TV station; 1 Atlantic Ocean satellite ground station

25X1
25X1



SECRET


GUINEA-BISSAU (formerly Portuguese Guinea)



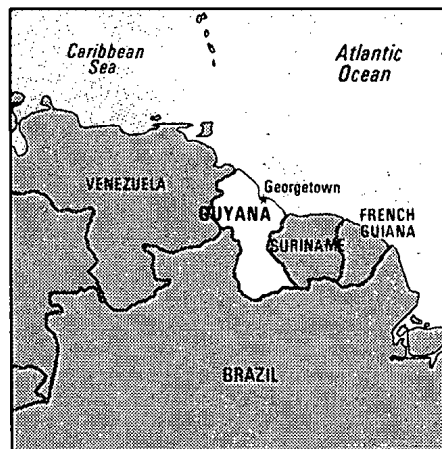
(See reference map VII)

ECONOMY

Aid: economic commitments—Western (non-US) countries, ODA and OOF (1970-79), \$159.0 million; Communist countries (1970-80), \$30.2 million; OPEC (ODA; 1974-80), \$20.0 million; US authorizations (FY70-80), \$15.0 million; military—Communist countries (1974-80), \$33.0 million



GUYANA



(See reference map IV)

ECONOMY

Aid: economic—bilateral commitments including Ex-Im (FY70-80), from US, \$86.1 million; from other Western countries (1970-79), \$116.1 million; from OPEC (1974-80), \$50 million; from Communist countries (1970-80), \$74 million; no military aid

25X1


COMMUNICATIONS

Merchant marine: 1 bulk (1,000 GRT or over) totaling 3,000 GRT, 3,100 DWT

25X1

25X1

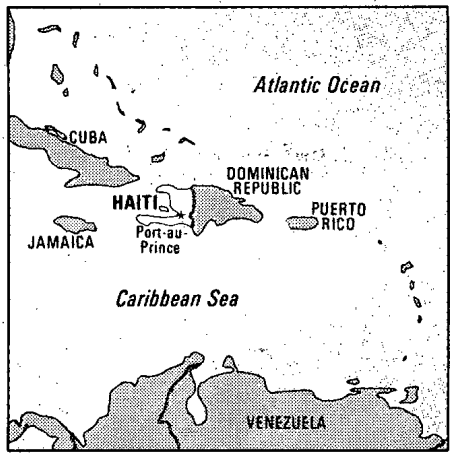
25X1




SECRET

SECRET

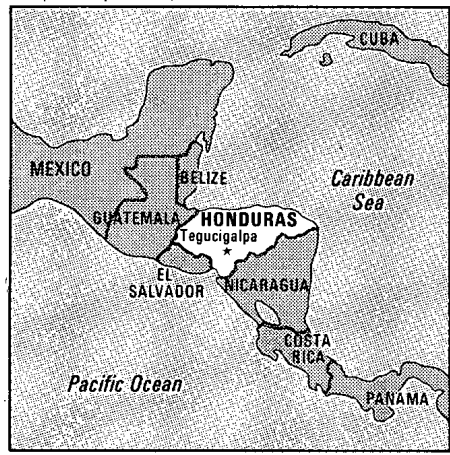
HAITI



(See reference map III)



HONDURAS



(See reference map III)


COMMUNICATIONS

Merchant marine: 48 ships (1,000 GRT or over) totaling 156,828 GRT, 256,902 DWT; includes 31 cargo, 12 tanker, 2 bulk, and 3 container carriers; a flag of convenience registry

25X1

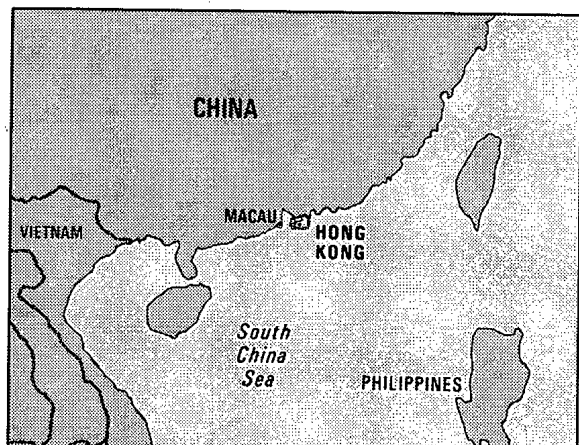
25X1

25X1



SECRET


HONG KONG



(See reference map VIII)

COMMUNICATIONS

Merchant marine: 15 ships (1,000 GRT or over), totaling 295,702 GRT, 455,260 DWT; includes 1 passenger, 1 cargo, 1 tanker, 7 bulk, 4 container, and 1 specialized carrier; ships registered in Hong Kong fly the UK flag; an estimated 500 Hong Kong-owned ships are registered elsewhere



HUNGARY



(See reference map V)

ECONOMY

Aid: USSR—\$338 million extended (1956-66), \$10 million extended in 1967, \$167 million extended in 1968; extended to non-Communist less developed countries (1962-80), \$1.1 billion in bilateral aid

COMMUNICATIONS

Civil air: 29 major transport aircraft (1979)

Merchant marine: 22 cargo ships (1,000 GRT or over) totaling 83,803 GRT, 113,945 DWT

Airfields: 83 total; 14 with permanent-surface runways; 1 with runway 3,500 m or over, 14 with runways 2,500-3,499 m, 28 with runways 1,000-2,499 m, 40 with runways less than 1,000 m, 23 heliports

Telecommunications: services meet most government and industrial requirements, but local public telephone service is inadequate; radio and TV broadcasts can be received throughout most of the country; 11 AM and 4 FM stations; more than 3,000,000 receivers; 1 major and 11 relay TV stations; 2,600,000 TV receivers; 950,000 telephones (80.3% automatic)

25X1

25X1

25X1

25X1

25X1

25X1


25X1

25X1

SECRET

SECRET

ICELAND




(See reference map V)

25X1

COMMUNICATIONS

Merchant marine: 37 ships (1,000 GRT or over) totaling 72,098 GRT, 117,555 DWT; includes 29 cargo, 2 bulk, 1 tanker, 4 roll-on/roll-off ships, and 1 specialized carrier

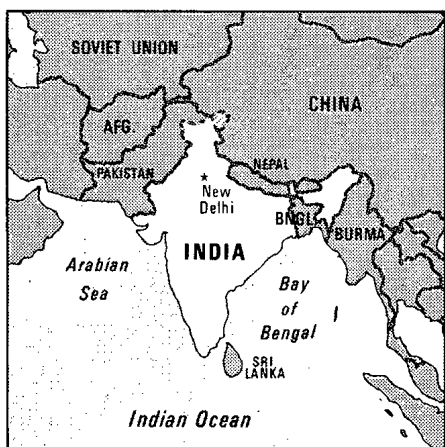


25X1

25X1

SECRET

INDIA



(See reference map VIII)

25X1

ECONOMY

Aid: economic commitments—USSR (1970-80), \$1.5 billion; Eastern Europe (1970-80), \$105 million; OPEC (ODA; 1974-80), \$1.7 billion; US including Ex-Im (FY70-80), \$2.6 billion; military commitments—USSR (1970-80), \$5.5 billion; US (FY70-80), \$1.9 million


25X1

COMMUNICATIONS

Merchant marine: 374 ships (1,000 GRT or over) totaling 5,846,541 GRT, 9,611,233 DWT; includes 2 passenger, 218 cargo, 34 tanker, 91 bulk, 16 combination ore/oil, 2 specialized carrier, 1 barge carrier, and 10 container

25X1

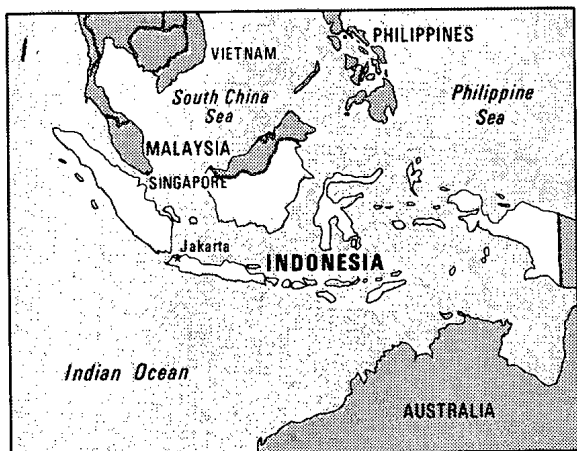
25X1



SECRET

SECRET

INDONESIA



(See reference map IX)

ECONOMY

Aid: economic commitments—Communist (1970-80), \$100 million; US, including Ex-Im (FY70-79), \$2,508 million; other Western countries, ODA and OOF (1970-79), \$6.1 billion; military—Communist (1970-80), \$1 million; US (FY70-80), \$360 million [redacted]

COMMUNICATIONS

Pipelines: crude oil, 2,591 km; refined products, 310 km; natural gas, 518 km [redacted]

Merchant marine: 303 ships (1,000 GRT or over) totaling 1,377,909 GRT, 2,072,413 DWT; includes 1 passenger, 217 cargo, 2 container, 4 roll-on/roll-off cargo, 49 tanker, 27 bulk, 3 specialized carrier; in addition 1 naval tanker and 5 troop transports sometimes used commercially; only a small part of the fleet is in international trade; in the domestic fleet as many as half of the ships are inoperable because of chronic lack of spare parts and trained personnel, although a newly begun fleet modernization program should gradually change this [redacted]

25X1

25X1

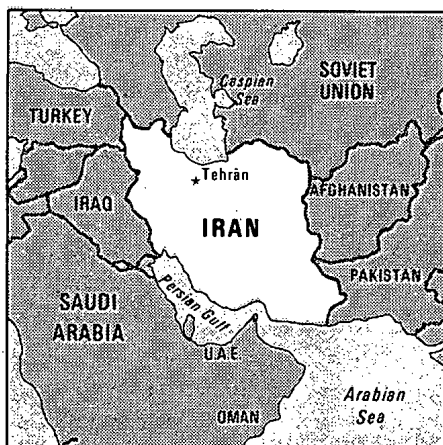
25X1

25X1

25X1

SECRET

IRAN



(See reference map VI)

25X1

ECONOMY

Aid: economic commitments—(1970-79) Western (non-US) countries, ODA and OOF, \$884.1 million; US, including Ex-Im (1970-80), \$1,038 million; Communist countries, (1970-1980), \$876 million; military agreements—Communist countries (1970-80), \$1,582 million; US (1970-80), \$18.7 million

25X1

COMMUNICATIONS


Merchant marine: 58 ships (1,000 GRT or over) totaling 1,077,569 GRT, 1,852,391 DWT; includes 38 cargo, 12 tanker, 5 bulk, and 3 beach landing cargo ships (converted US LCT)

25X1

Telecommunications: advanced system but not properly maintained; only partially operative, further degradation expected; Tehrān principal center and hub of critical radio relay, troposcatter links; 828,000 telephones (2.2 per 100 popl.); about 35 AM, 2 FM, and 65 TV stations; Atlantic and Indian Ocean INTELSAT stations

25X1

25X1




SECRET

SECRET

IRAQ



(See reference map VI)




25X1

ECONOMY

Aid: economic commitments—Communist countries (1970-80), \$770 million; US (FY70-80), \$3 million; Iraq pledged \$3,310 million in official development assistance to LDCs (1974-80); military—Communist countries (1970-80), \$10 billion

COMMUNICATIONS

Merchant marine: 49 ships (1,000 GRT or over) totaling 1,327,701 GRT, 2,452,849 DWT; 28 cargo, 20 tanker, and 1 cargo training



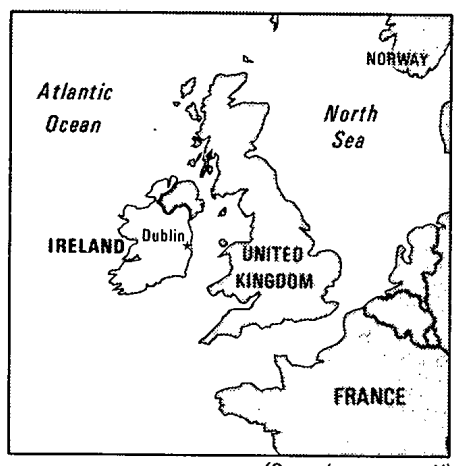
25X1

25X1

25X1

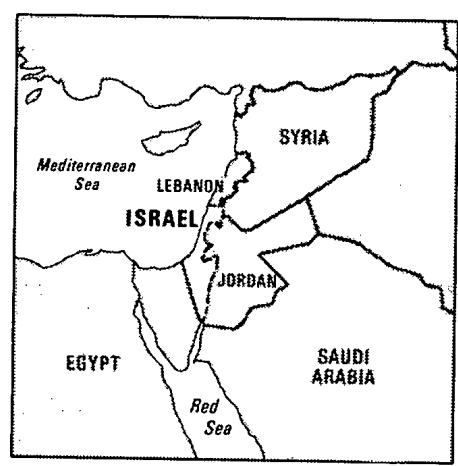
SECRET

IRELAND



(See reference map V)

ISRAEL




(See reference map VI)

25X1

COMMUNICATIONS

Merchant marine: 36 ships (1,000 GRT or over) totaling 215,182 GRT, 313,181 DWT; includes 4 passenger, 2 container, 1 tanker, 2 roll-on/roll-off cargo, 6 bulk, 15 cargo, 4 specialized carrier, and 1 combination ore/oil



NOTE: The Arab territories occupied by Israel since the 1967 war are not included in the data below unless indicated. The occupied Gaza Strip (360 km²) was administered from 1948 to June 1967 by Egypt but not claimed as sovereign territory. Israel relinquished control of the Sinai to Egypt on 25 April 1982.

25X1
25X1

ECONOMY

Aid: economic commitments—US, including Ex-Im (FY70-80), \$5.3 billion; Western countries, ODA and OOF (1970-79), \$772.0 million; military—US, (FY70-80) \$12.7 billion

25X1

COMMUNICATIONS

Merchant marine: 46 ships (1,000 GRT or over) totaling 606,188 GRT, 792,893 DWT; includes 13 cargo, 16 container, 4 roll-on/roll-off cargo, 12 bulk, and 1 specialized carrier

25X1




25X1

SECRET

SECRET

ITALY



(See reference map V)


25X1

COMMUNICATIONS

Merchant marine: 636 ships (1,000 GRT or over) totaling 9,783,833 GRT, 16,389,020 DWT; includes 55 passenger, 154 cargo, 16 container, 52 roll-on/roll-off cargo, 155 tanker, 28 liquefied gas, 107 bulk, 26 combination ore/oil, 43 specialized carrier

25X1

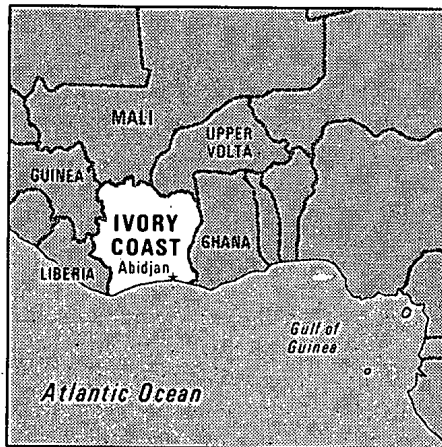

25X1



SECRET

SECRET

IVORY COAST



25X1

(See reference map VII)

COMMUNICATIONS

Merchant marine: 10 cargo ships (1,000 GRT or over) totaling 122,060 GRT, 161,888 DWT

25X1

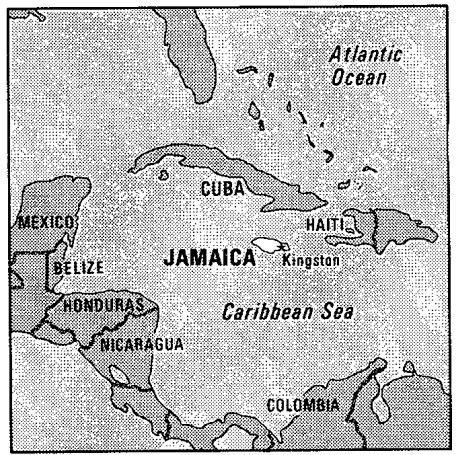
25X1



SECRET

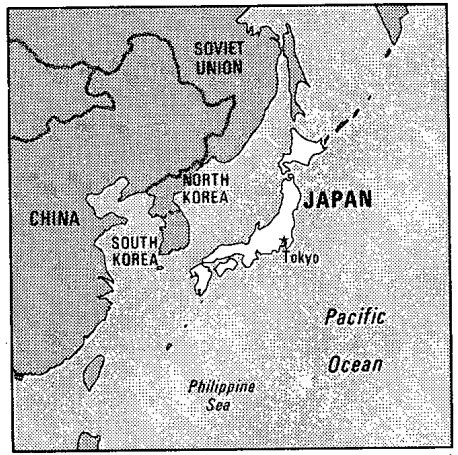
SECRET

JAMAICA



(See reference map III)

JAPAN



(See reference map VIII)

ECONOMY

Aid: economic—bilateral commitments including Ex-Im (FY70-79) from US, \$200 million; (1970-78) ODA and OOF from other Western countries, \$320.7 million; from OPEC (ODA; 1974-79) \$9 million; from Communist countries (1974-79), \$327.4 million; no military aid

COMMUNICATIONS

Merchant marine: 1 cargo and 1 roll-on/roll-off ship (1,000 GRT or over) totaling 4,977 GRT, 8,010 DWT

COMMUNICATIONS

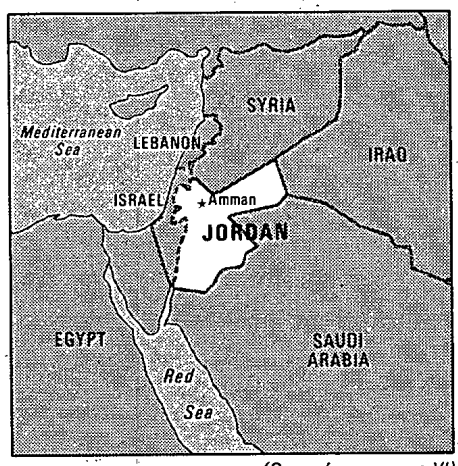
Merchant marine: 1,818 ships (1,000 GRT or over) totaling 33,994,128 GRT, 57,573,169 DWT; includes 79 passenger, 472 cargo, 71 container, 27 roll-on/roll-off cargo, 397 tanker, 64 gas carrier, 279 bulk, 44 combination ore/oil, 385 specialized carrier

25X1
25X1
25X1
25X1

SECRET

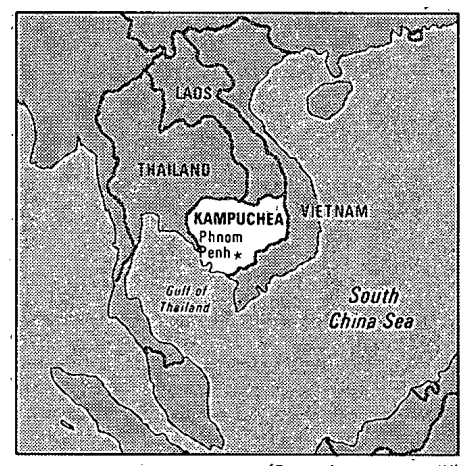
SECRET

JORDAN



(See reference map VI)

KAMPUCHEA



(See reference map IX)

NOTE: The war between Israel and the Arab states in June 1967 ended with Israel in control of West Jordan. Although approximately 930,000 persons resided in this area before the start of the war, fewer than 750,000 of them remain there under the Israeli occupation, the remainder having fled to East Jordan. Over 14,000 of those who fled were repatriated in August 1967, but their return has been more than offset by other Arabs who have crossed and are continuing to cross from West to East Jordan. These and certain other effects of the 1967 Arab-Israeli war are not included in the data below.

COMMUNICATIONS

Merchant marine: 1 cargo ship (1,000 GRT or over) totaling 1,600 GRT, 2,900 DWT

COMMUNICATIONS

Merchant marine: 1 cargo ship totaling 1,400 GRT, 2,600 DWT; the present status of this vessel is unknown

25X1
25X1

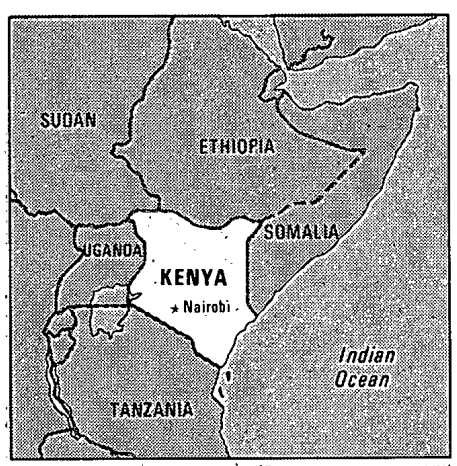
25X1

25X1
25X1

SECRET

SECRET

KENYA




(See reference map VII)

ECONOMY

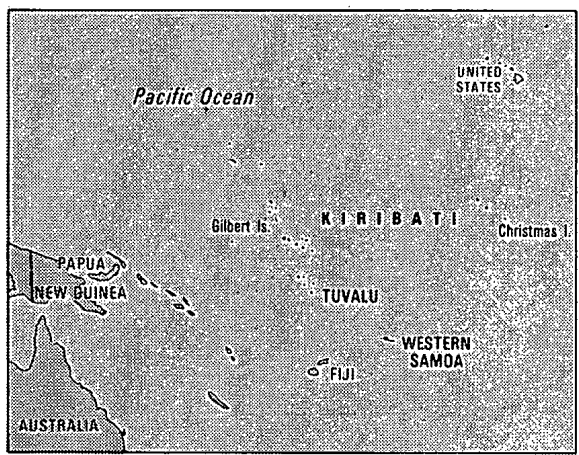
Aid: economic commitments—Western (non-US) countries, ODA and OOF (1970-79), \$1,669.0 million; US authorizations, including Ex-Im (FY70-80), \$243.5 million; OPEC (ODA; 1974-80), \$90.0 million; military—US (FY70-80), \$109.5 million [redacted]

COMMUNICATIONS

Merchant marine: 1 cargo ship (1,000 GRT or over) totaling 1,168 GRT, 1,590 DWT [redacted]



KIRIBATI (formerly Gilbert Islands)



(See reference map X)

COMMUNICATIONS

Airfields: 13 total, 12 usable; 2 with permanent-surface runways; 4 with runways 1,220-2,439 m [redacted]



25X1

25X1

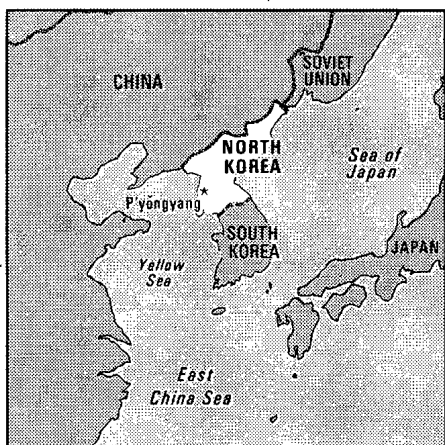
25X1

25X1

25X1

SECRET

KOREA, NORTH



(See reference map VIII)

COMMUNICATIONS

Freight carried: rail—133 million metric tons (1978); highway—116 million metric tons (1969); waterway—540 million metric ton/km, 7.7 million metric tons (1969); coastal—170 million metric ton/km, 0.4 million metric tons (1969)

Merchant marine: 37 ships (1,000 GRT and over) totaling 288,212 GRT, 469,917 DWT; includes 27 cargo, 5 tanker, 1 combination passenger-cargo, 1 passenger, and 3 bulk; North Korea beneficially owns 2 cargo ships of 4,900 GRT and 8,500 DWT, operated under the Japanese flag

Airfields: 64 (24 with permanent-surface runways); 20 with runways over 2,500 m, 22 with runways 1,700-2,499 m; 22 with runways less than 1,700 m

Telecommunications: domestic and international services are adequate for needs; oriented to political, military, and industrial use; extensive upgrading in progress; good coverage by radio, TV, and wire broadcasts; about 130,000 telephones; 300,000 radios; 21,000 est. TV receivers; 21 AM radiobroadcast stations; 3 TV stations and unknown number of TV repeaters; color TV available

25X1

25X1

25X1

25X1

25X1

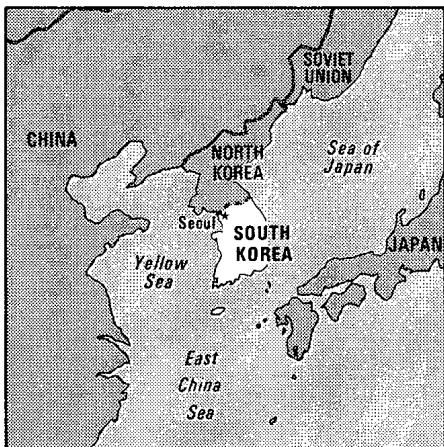
25X1

25X1

SECRET

SECRET

KOREA, SOUTH



(See reference map VIII)

COMMUNICATIONS

Railroads: (commercial) 3,135 km total (1980); 3,070 km standard gauge (1.435 m), 65 km narrow gauge (0.610 m); 720 km double track; 429 km electrified; government owned



[Redacted]

Inland waterways: 1,609 km; use restricted to small native craft

[Redacted]

Merchant marine: 436 ships (1,000 GRT or over) totaling 4,612,081 GRT, 8,382,018 DWT; includes 205 cargo, 36 container, 50 tanker, 110 bulk, 26 specialized carrier, 4 combination ore/oil, 4 liquefied gas carrier, and 1 passenger

[Redacted]



25X1

25X1

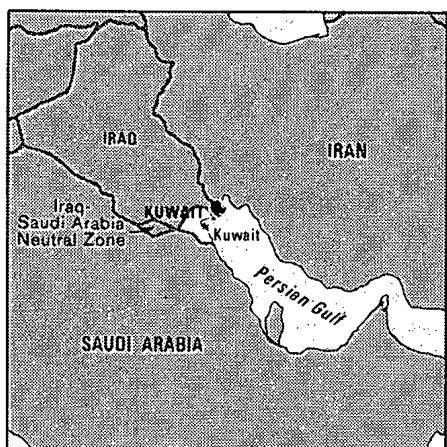
25X1

25X1

25X1

SECRET

KUWAIT




(See reference map VI)

ECONOMY

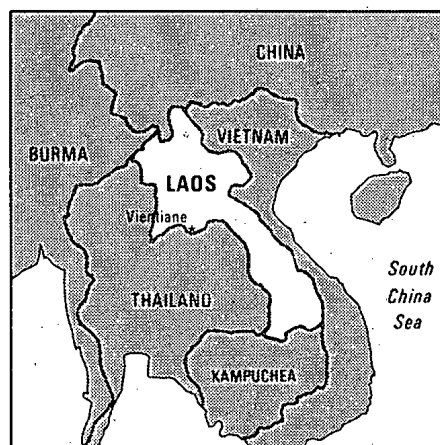
Aid: Kuwait pledged \$6.5 billion in official development assistance to LDCs 1974-80

COMMUNICATIONS

Merchant marine: 83 ships (1,000 GRT or over), totaling 2,377,621 GRT, 3,895,033 DWT; includes 1 passenger, 42 cargo, 20 tanker, 8 specialized carrier, 5 liquefied gas carrier, and 7 container




LAOS



(See reference map IX)

COMMUNICATIONS

Civil air: 9 major transport aircraft



25X1

25X1

25X1

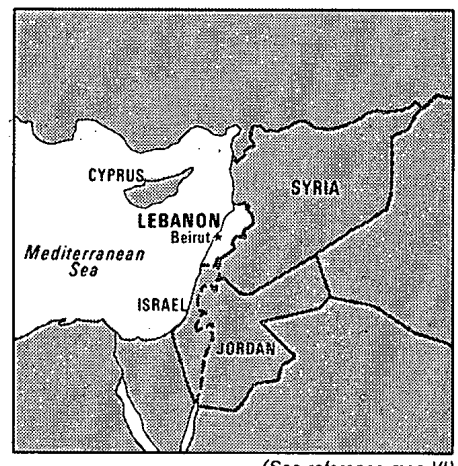
25X1

25X1

SECRET

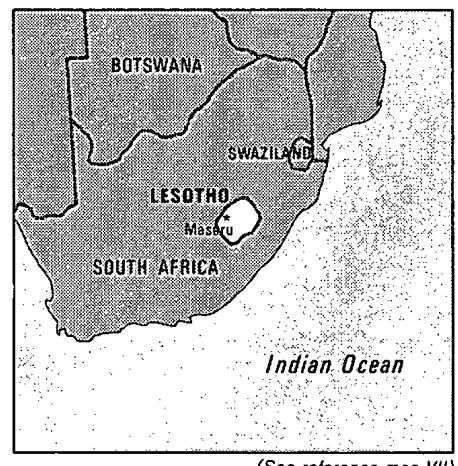
SECRET

LEBANON



(See reference map VI)

LESOTHO



(See reference map VII)


ECONOMY

GNP: \$3.3 billion (1979), \$1,120 per capita

Aid: economic commitments—OPEC (ODA; 1974-80), \$790.0 million; US, including Ex-Im (FY70-80), \$178.3 million; other Western, ODA and OOF (1970-79), \$56.0 million; Communist countries (1970-80), \$9.2 million; military—US (FY70-80), \$117.5 million; Communist countries (1970-80), \$10.0 million

COMMUNICATIONS

Merchant marine: 99 ships (1,000 GRT or over) totaling 279,234 GRT, 389,415 DWT; includes 82 cargo, 3 bulk, 7 specialized carrier, 6 roll-on/roll-off cargo, and 1 container; a flag of convenience registry



ECONOMY

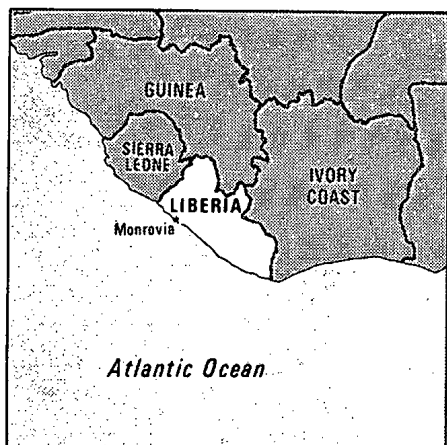
Aid: economic—Western (non-US) countries, ODA and OOF, (1970-79), \$229 million; US authorized (FY70-80), \$74 million; OPEC (ODA; 1974-80), \$30 million



25X1
25X1
25X1
25X1
25X1
25X1

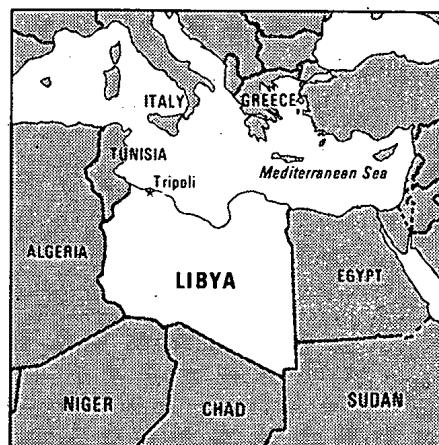
SECRET

LIBERIA



(See reference map VII)


LIBYA



(See reference map VII)

COMMUNICATIONS

Merchant marine: 2,149 ships (1,000 GRT or over) totaling 74,097,051 GRT, 144,167,616 DWT; includes 7 passenger, 411 cargo, 40 container, 22 roll-on/roll-off cargo, 662 tanker, 49 liquefied gas, 639 bulk, 129 combination ore/oil, 5 barge carrier, 185 specialized carrier; although this registry ranks first in tonnage in the world, all but 2 ships are entirely foreign owned and operated [redacted]




ECONOMY

Aid: economic commitments—(1970-80), Western (non-US), ODA and OOF, \$62 million; US, \$4.7 million; military—(1970-80), Communist countries, \$15.7 billion; US, \$0.5 million [redacted]

COMMUNICATIONS

Merchant marine: 28 ships (1,000 GRT or over) totaling 876,904 GRT, 1,577,266 DWT; includes 7 cargo, 4 roll-on/roll-off cargo, 13 tanker, 1 specialized carrier, and 3 passenger [redacted]

Telecommunications: system is in top one-third of African systems; coaxial cable and radio relay used widely; radio communication stations primarily in use in south; Soviet facilities at Tobruk; principal centers are Tripoli and Benghazi; 55,000 telephones (1.9 per 100 popl.); 12 AM, 1 FM, and 12 TV stations; 2 submarine cables to France and Sicily; satellite service from Tripoli, 3 antennas [redacted]



25X1

25X1

25X1
25X1

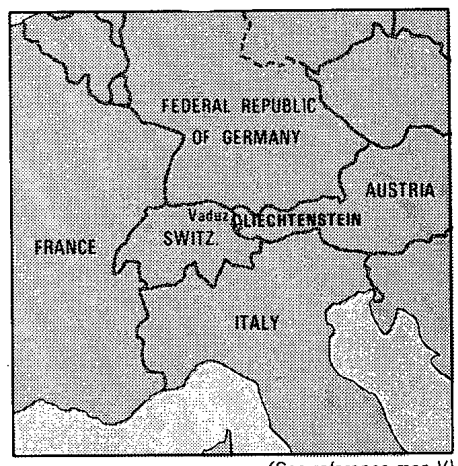

25X1

25X1

SECRET

SECRET

LIECHTENSTEIN



25X1

(See reference map V)




25X1

SECRET

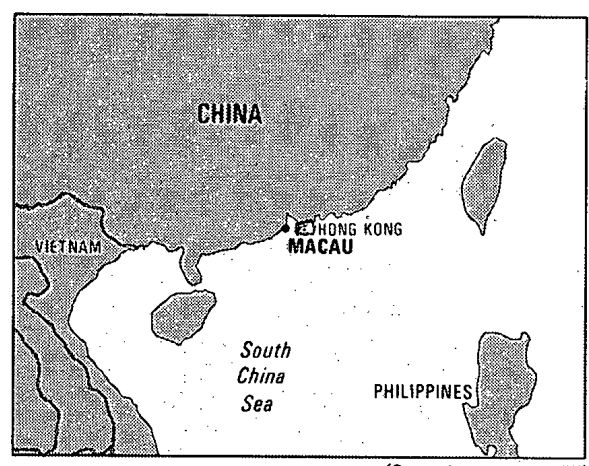
LUXEMBOURG



(See reference map V)



MACAU



(See reference map VIII)



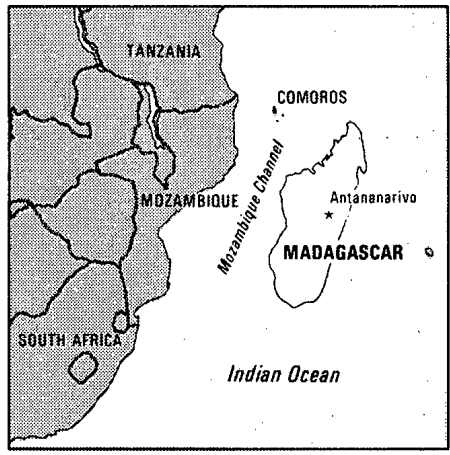
25X1

25X1

SECRET

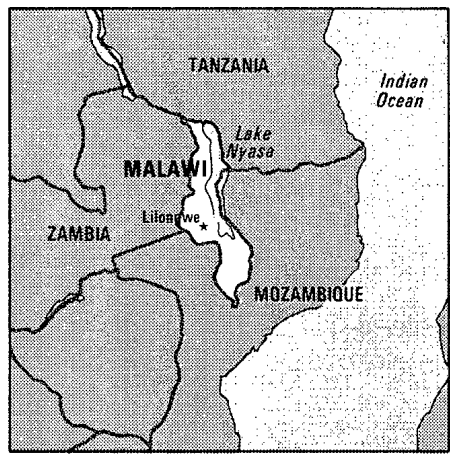
SECRET

MADAGASCAR



(See reference map VII)

MALAWI





(See reference map VII)

ECONOMY

Aid: economic commitments—Western (non-US) countries, ODA and OOF (1970-79), \$538.0 million; Communist countries (1970-80), \$139.1 million; US (FY70-80), \$7.9 million; OPEC (ODA; 1974-80), \$150.0 million; military—Communist countries (1970-80), \$116.0 million

COMMUNICATIONS

Merchant marine: 16 ships (1,000 GRT or over) totaling 69,257 GRT, 97,474 DWT; includes 10 cargo, 2 tanker, 1 specialized carrier, 1 liquefied gas carrier, and 2 roll-on/roll-off



25X1

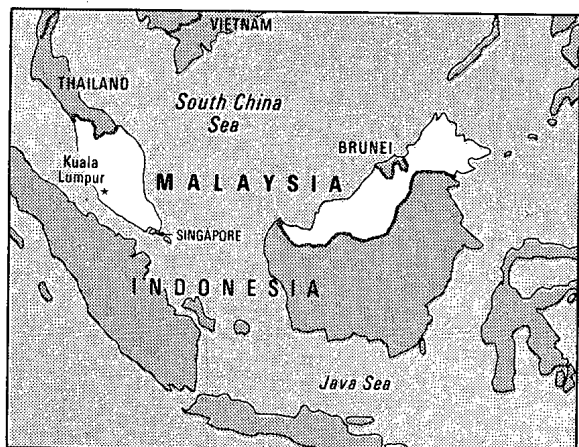
25X1

25X1

25X1

SECRET

MALAYSIA



(See reference map IX)

25X1

NOTE: Established on 16 September 1963, Malaysia consists of Peninsular Malaysia, which includes 11 states of the former Federation of Malaya, and East Malaysia, which includes the 2 former colonies of North Borneo (renamed Sabah) and Sarawak.

25X1

ECONOMY

Aid: economic commitments—US, including Ex-Im (FY70-80), \$95 million; Western (non-US) countries, ODA and OOF (1970-79), \$795 million; OPEC (ODA; 1974-80), \$240 million; military—US (FY70-80), \$134 million.

25X1

COMMUNICATIONS

Merchant marine: 91 ships (1,000 GRT or over) totaling 1,031,480 GRT, 1,366,904 DWT; includes 53 cargo, 6 tanker, 11 bulk, 2 roll-on/roll-off, 1 combination ore/oil, 10 container, 4 specialized carrier, and 4 liquefied gas tanker.

25X1

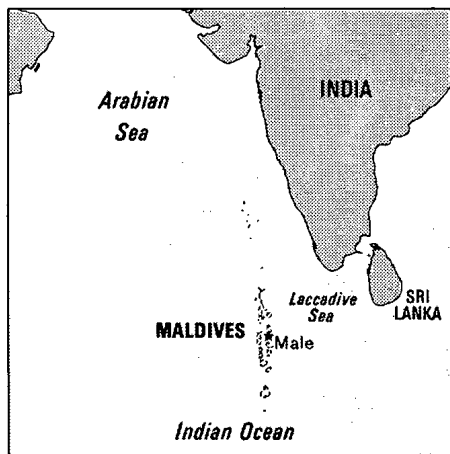
25X1



SECRET

SECRET

MALDIVES



(See reference map VIII)

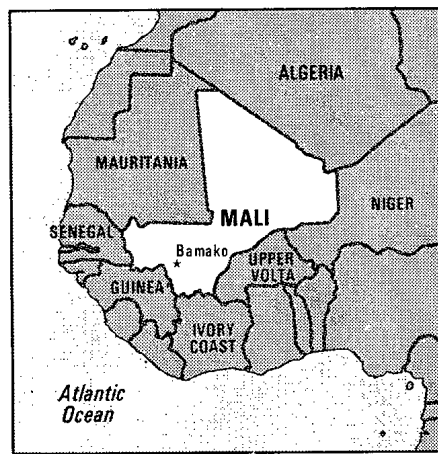
ECONOMY

Aid: UK (1960-65), \$1.4 million drawn; Sri Lanka (1967), \$1 million committed; OPEC ODA committed (1974-80), \$25 million; Japan and India (amounts not known)

COMMUNICATIONS

Merchant marine: 30 ships (1,000 GRT or over) totaling 146,904 GRT, 207,983 DWT; includes 28 cargo, 1 container, and 1 bulk carrier

MALI



(See reference map VII)

ECONOMY

Aid: economic commitments—Western (non-US) countries, ODA and OOF (1970-79), \$679.0 million; OPEC (ODA; 1974-80), \$155.0 million; US, including Ex-Im (FY70-80), \$118.3 million; Communist countries (1970-80), \$66.0 million; military—Communist (1970-80), \$130.0 million; US (FY70-80), \$0.7 million

25X1

25X1

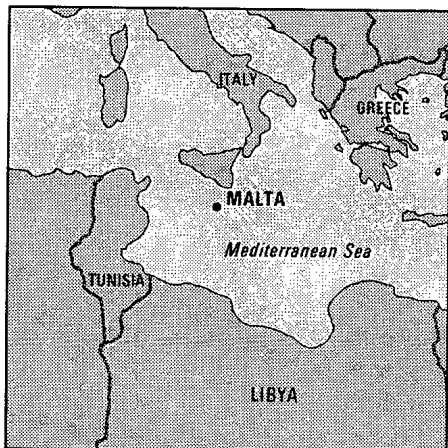
25X1

25X1

25X1

SECRET

MALTA




(See reference map V)

ECONOMY

Aid: economic commitments—US, including Ex-Im, \$78.6 million (FY70-80); other Western bilateral (ODA and OOF), \$129.0 million (1970-79); China, \$45 million (1972); OPEC (ODA), \$115 million (1974-80)

COMMUNICATIONS


Merchant marine: 38 ships (1,000 GRT or over) totaling 201,263 GRT, 312,321 DWT; includes 22 cargo, 6 roll-on/roll-off cargo, 5 bulk, 2 specialized carrier, 2 tanker, and 1 passenger



MARTINIQUE



(See reference map III)



25X1

25X1

25X1

25X1

SECRET

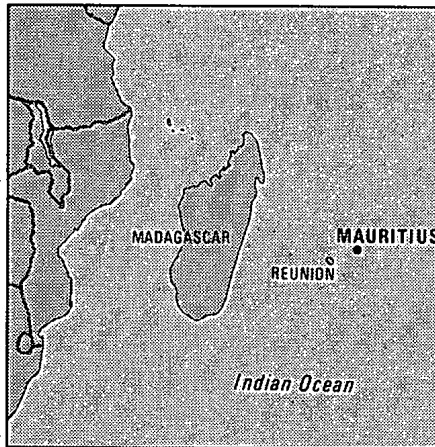
SECRET

MAURITANIA



(See reference map VII)

MAURITIUS




(See reference map VII)

ECONOMY

Aid: economic commitments—OPEC (ODA; 1974-80), \$1.3 billion; Western (non-US) countries, ODA and OOF (1970-79), \$326.6 million; Communist countries (1970-80), \$98.1 million; US, including Ex-Im (FY70-80), \$61.0 million; military—Communist countries (1976), \$4.0 million


COMMUNICATIONS

Merchant marine: 1 cargo ship totaling 1,500 GRT, 1,700 DWT



COMMUNICATIONS

Merchant marine: 6 cargo ships (1,000 GRT or over) totaling 32,464 GRT, 47,874 DWT



25X1

25X1

25X1

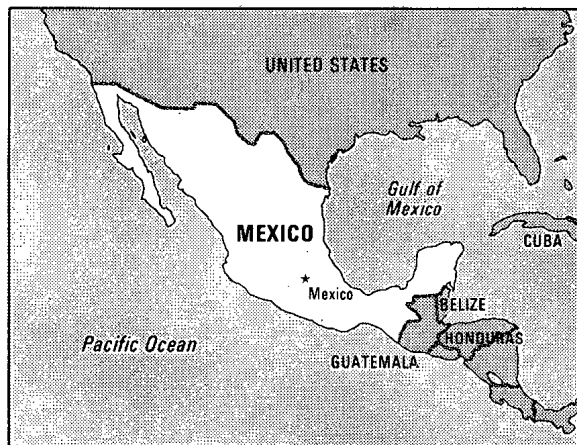
25X1

25X1

SECRET

SECRET

MEXICO



(See reference map II)

GOVERNMENT

Communists: Mexican Communist Party (est. 100,000) and other minor far-left parties

COMMUNICATIONS

Merchant marine: 78 ships (1,000 GRT or over) totaling 1,003,831 GRT, 1,500,924 DWT; includes 6 passenger, 18 cargo, 3 roll-on/roll-off cargo, 36 tanker, 2 specialized carrier, 6 bulk, and 7 liquefied gas carrier

25X1

25X1

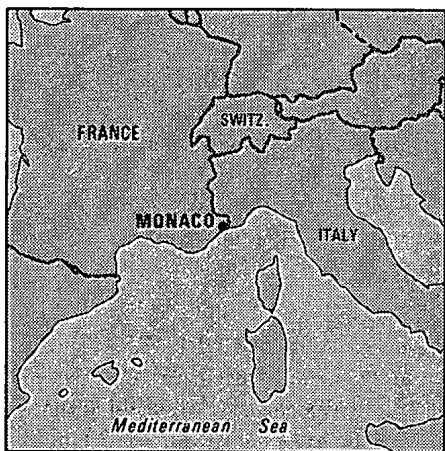
25X1

25X1

SECRET

SECRET

MONACO




(See reference map V)

COMMUNICATIONS

Merchant marine: 2 tankers totaling 28,154 GRT, 45,405 DWT



MONGOLIA



(See reference map VIII)

COMMUNICATIONS


Civil air: 24 major transport aircraft (1981)



Airfields: 34 total; 8 with permanent-surface runways; 17 with runways 2,500-3,499 m; 15 with runways 1,000-2,499 m; 2 with runways less than 1,000 m



Telecommunications: domestic and international facilities are being modernized and provide fairly good service; 25,805 telephones (96% automatic); about 93 telephone exchanges and 25 telegraph offices; 2 main AM radiobroadcast stations supplemented by about 294 wired broadcast distribution stations; 111,000 radio and 67,000 wired broadcast receivers; 3 TV stations; 20,000 TV receivers (est.)



25X1

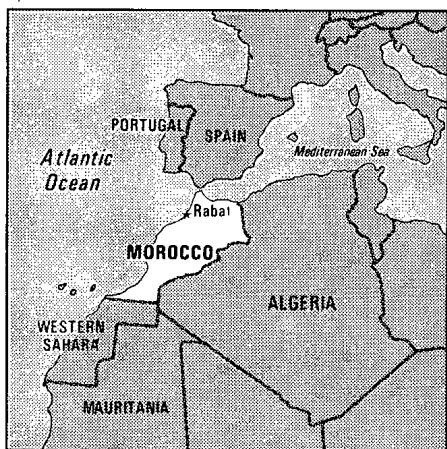
25X1

25X1


25X1
25X1

SECRET

MOROCCO



(See reference map VII)



25X1

ECONOMY

Aid: economic commitments—Western (non-US) countries, ODA and OOF (1970-79), \$1,490 million; US, including Ex-Im (FY70-80), \$524 million; OPEC (ODA; 1974-80), \$1,475 million; Communist countries (1970-80), \$2,258 million; military—Communist countries (1970-80), \$75 million



25X1


COMMUNICATIONS

Merchant marine: 48 ships (1,000 GRT or over) totaling 345,906 GRT, 571,323 DWT; includes 1 passenger, 22 cargo, 2 roll-on/roll-off, 3 container, 5 tanker, 3 bulk, 11 specialized carrier, and 1 liquefied gas carrier



25X1

25X1



SECRET

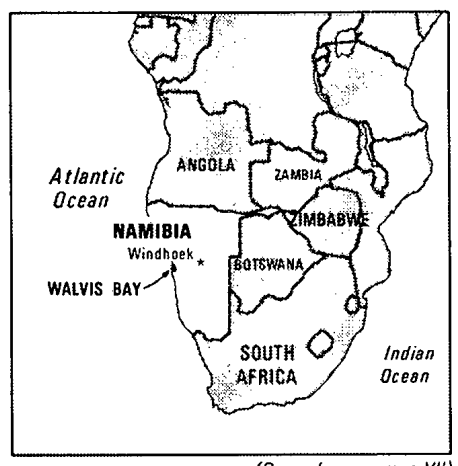
SECRET

MOZAMBIQUE



(See reference map VII)

NAMIBIA (South-West Africa)



(See reference map VII)

ECONOMY


Exports: \$241 million (1979 est.); cashew nuts, cotton, sugar, mineral products, timber products, tea, copra [redacted]

Imports: \$600 million (1979 est.); machinery and electrical equipment, cotton textiles, vehicles, petroleum products, wine, iron and steel [redacted]

Aid: economic commitments—Western (non-US) countries, ODA and OOF (1970-79), \$688.0 million; Communist countries (1970-80), \$187.0 million; US, including Ex-Im (FY70-80), \$89.2 million; OPEC (ODA; 1974-80), \$70.0 million; military—Communist countries (1970-80), \$434.0 million [redacted]

COMMUNICATIONS

Merchant marine: 7 ships totaling 18,764 GRT, 28,061 DWT; includes 6 cargo, and 1 tanker [redacted]




ECONOMY

GDP: approximately \$1 billion (est. 1976), \$1,090 per capita; growth rate about 5% since 1970 [redacted]

Exports: \$335 million (f.o.b., 1970); diamonds, uranium, base metals (blister copper, lead-copper-zinc concentrates, refined lead), cattle and karakul pelts, fish products (pilchard products, rock lobster, white fish) [redacted]

Imports: \$250 million (f.o.b., 1969); grain and other food products, steel, fertilizer, cement, textiles, and capital goods [redacted]

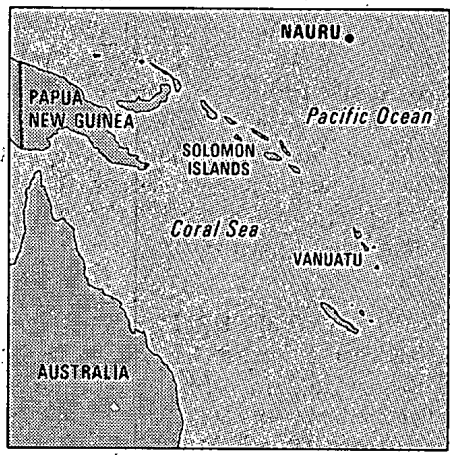
Major trade partners: Republic of South Africa supplies about 90% of country's imports; most of the rest of Namibia's trade is with the UK and West Germany [redacted]



25X1
 25X1
 25X1
 25X1
 25X1
 25X1
 25X1
 25X1
 25X1
 25X1

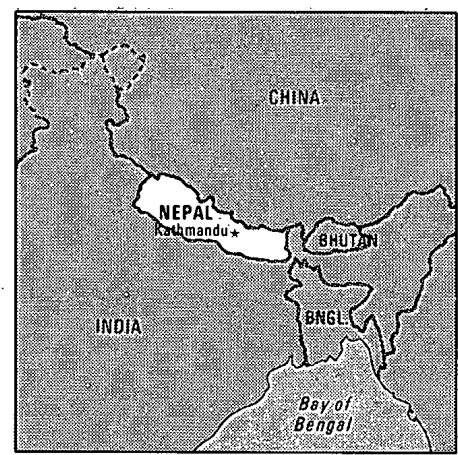
SECRET

NAURU



(See reference map X)

NEPAL



(See reference map VIII)

COMMUNICATIONS


Merchant marine: 4 ships (1,000 GRT or over) totaling 50,743 GRT, 72,177 DWT; includes 1 cargo and 3 bulk



ECONOMY

Aid: economic commitments—Communist countries (1970-80), \$125 million; OPEC (ODA; 1974-80), \$55 million; US (FY70-80), \$131 million

25X1
25X1

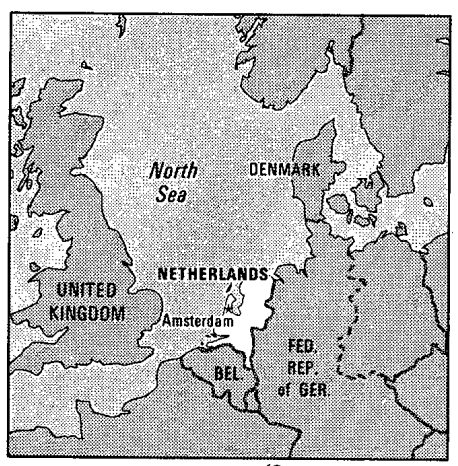


25X1


SECRET

SECRET

NETHERLANDS



(See reference map V)



25X1

COMMUNICATIONS

Merchant marine: 406 ships (1,000 GRT or over) totaling 3,357,877 GRT, 5,176,798 DWT; includes 3 passenger, 284 cargo, 22 container, 9 roll-on/roll-off cargo, 24 tanker, 33 bulk, 1 barge/lighter carrier, 26 specialized carrier, and 4 liquified gas carrier



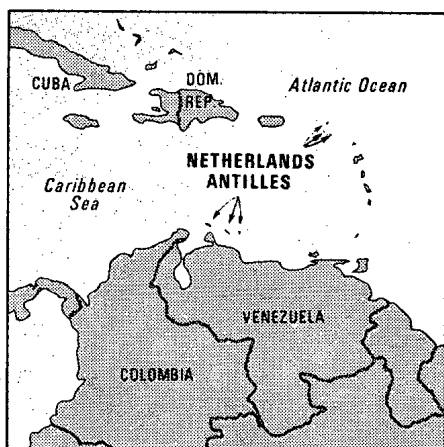
25X1

25X1

SECRET

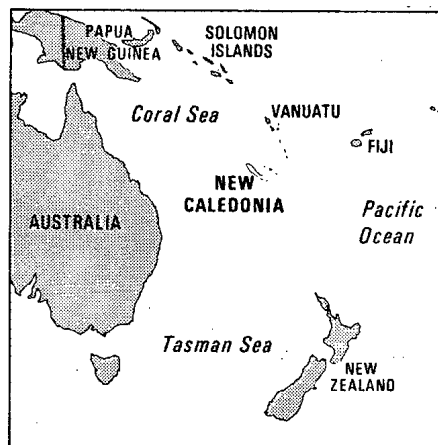
SECRET

NETHERLANDS ANTILLES



(See reference map III)



NEW CALEDONIA



(See reference map X)

COMMUNICATIONS

Merchant marine: 56 ships (1,000 GRT or over) totaling 1,607,903 GRT, 2,876,660 DWT; includes 5 passenger, 17 cargo, 2 container, 3 roll-on/roll-off cargo, 14 tanker, 4 liquefied gas, 5 bulk, and 6 specialized carrier; all but a few are Dutch owned



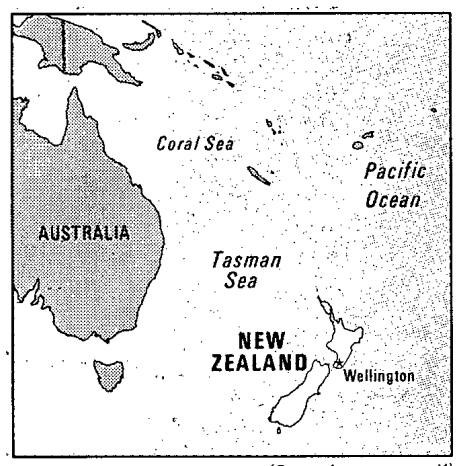
25X1

25X1
25X1

SECRET

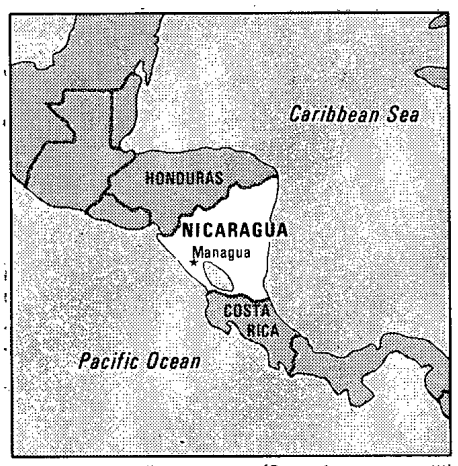
SECRET

NEW ZEALAND



(See reference map X)


NICARAGUA



(See reference map III)


COMMUNICATIONS

Merchant marine: 24 ships (1,000 GRT or over) totaling 205,646 GRT, 232,030 DWT; includes 2 passenger, 5 cargo, 4 roll-on/roll-off cargo, 3 bulk, 3 tanker, 6 specialized carrier, and 1 container



COMMUNICATIONS

Merchant marine: 8 ships (1,000 GRT or over) totaling 25,470 GRT, 37,864 DWT; includes 5 cargo, 1 roll-on/roll-off, and 2 tanker

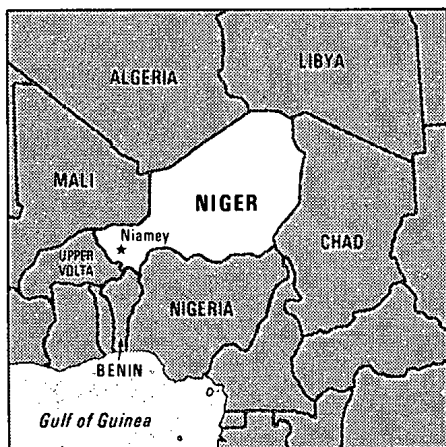


25X1
25X1
25X1
25X1

SECRET

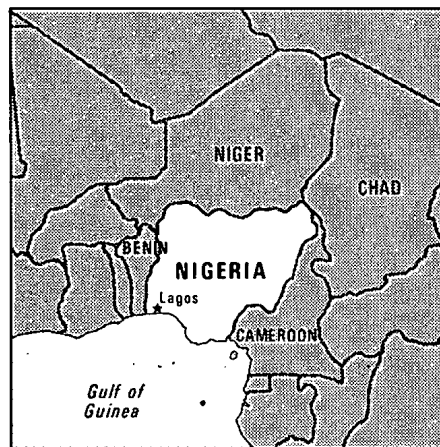
SECRET

NIGER



(See reference map VII)


NIGERIA



(See reference map VII)

ECONOMY

Aid: economic commitments—Western (non-US) countries, ODA and OOF (1970-79), \$788.0 million; US, including Ex-Im (FY70-80), \$108.1 million; Communist countries (1970-80), \$54.6 million; OPEC (ODA; 1974-80), \$45.0 million



ECONOMY

Aid: economic commitments—Western (non-US) countries, ODA and OOF (1970-79), \$487.0 million; US, including Ex-Im (FY70-80), \$175.4 million; Communist countries, (1970-80), \$1.4 billion; military—Communist countries (1970-80), \$187.0 million

25X1

25X1


COMMUNICATIONS

Merchant marine: 27 cargo ships (1,000 GRT or over) totaling 423,309 GRT, 608,772 DWT; includes 26 cargo and 1 tanker

25X1

25X1

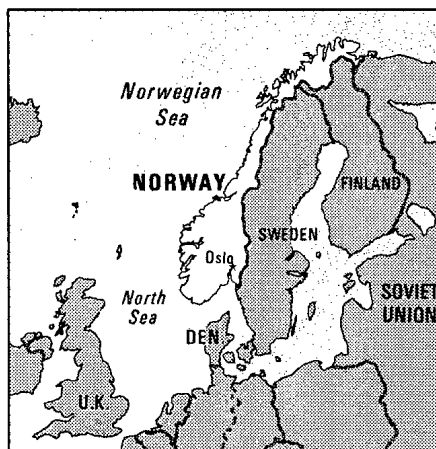

25X1



SECRET

SECRET

NORWAY




(See reference map V)

25X1

COMMUNICATIONS

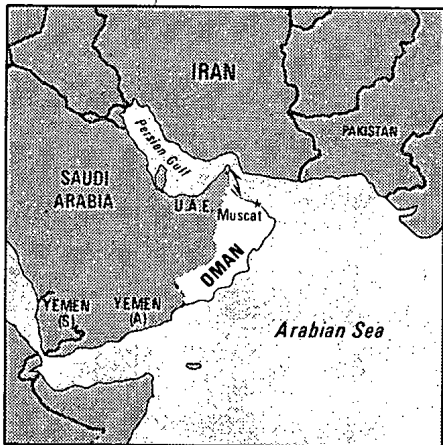
Merchant marine: 615 ships (1,000 GRT or over) totaling 1,697,950 GRT, 39,214,296 DWT; includes 38 passenger, 103 cargo, 2 container, 32 roll-on/roll-off cargo, 138 tanker, 48 liquefied gas, 108 bulk, 44 combination ore/oil, and 102 specialized carrier

25X1
25X1



SECRET

OMAN



(See reference map VI)

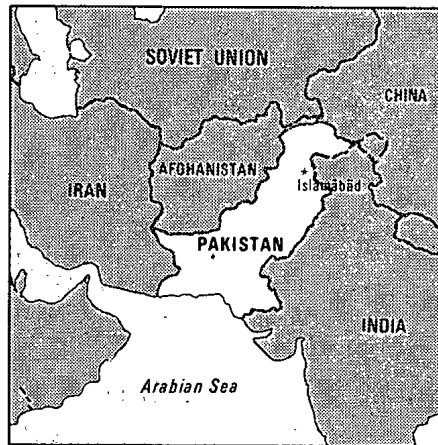
ECONOMY

Aid: economic commitments—OPEC (ODA; 1974-80), \$1,550 million; Western (non-US) countries, ODA and OOF (1970-79), \$17 million; US (FY70-80), \$9 million

COMMUNICATIONS

Merchant marine: 1 roll-on/roll-off ship totaling 1,500 GRT, unknown DWT

PAKISTAN



(See reference map VIII)

ECONOMY

Aid commitments (including Bangladesh before 1972): economic—US (FY70-80), \$1.7 billion authorized (excluding what is now Bangladesh); USSR (1970-80), \$721.0 million; China (1970-80), \$496.0 million; Eastern Europe (1970-79), \$188.0 million; military—US (FY70-80), \$3.0 million; USSR (1970-80), \$26.0 million; China (1970-80), \$486.0 million; Eastern Europe (1970-80), \$19.0 million; OPEC economic assistance (ODA; 1970-80), \$2.1 billion committed

COMMUNICATIONS

Merchant marine: 52 ships (1,000 GRT or over) totaling 473,195 GRT, 645,513 DWT; includes 51 cargo and 1 bulk

25X1

25X1

25X1

25X1

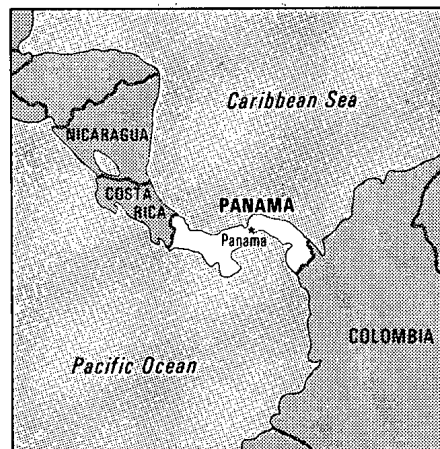
25X1

25X1

SECRET

SECRET

PANAMA



25X1


(See reference map III)

COMMUNICATIONS

· **Merchant marine:** 2,593 ships (1,000 GRT or over) totaling 27,419,642 GRT, 45,325,114 DWT; includes 22 passenger, 1,541 cargo, 84 container, 37 roll-on/roll-off cargo, 247 tanker, 44 liquefied gas, 435 bulk, 9 combination ore/oil, 162 specialized carrier, 1 cargo training, and 3 beach landing cargo; all foreign owned and operated; 114 ships are owned by China, 15 by Vietnam, 7 by Yugoslavia, and 9 by Cuba



25X1

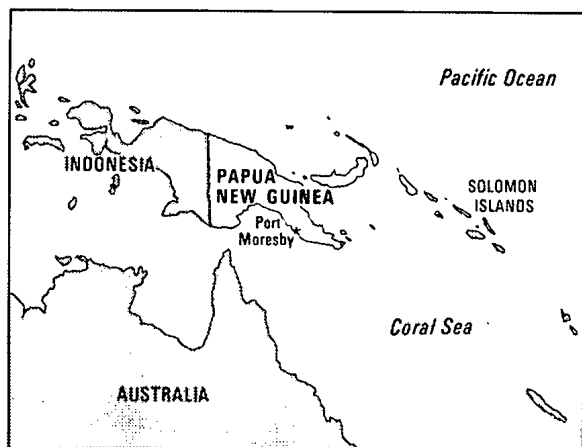


25X1

SECRET

SECRET

PAPUA NEW GUINEA




(See reference map X)

PARAGUAY



(See reference map IV)




COMMUNICATIONS

Merchant marine: 17 ships (1,000 GRT or over) totaling 22,404 GRT, 28,342 DWT; includes 14 cargo, 2 tanker, 1 specialized carrier; domestic ships are operated mostly in river traffic; most international seaborne trade is carried by foreign-flag ships

25X1

25X1

25X1



SECRET

SECRET

PERU



(See reference map IV)

ECONOMY

Aid: economic—bilateral economic commitments, US including Ex-Im (1970-80), \$888.7 million; other Western countries, ODA and OOF (1970-79), \$1.4 billion; Communist countries (1970-80), \$527.7 million; military—US (FY70-80), \$89.8 million Communist (1970-80), \$1.0 billion

COMMUNICATIONS

Merchant marine: 58 ships (1,000 GRT or over) totaling 662,191 GRT, 1,060,824 DWT; includes 38 cargo, 4 tanker, 12 bulk, 1 combination ore/oil, and 1 liquefied gas; additionally 5 naval tankers are sometimes used commercially

25X1

25X1

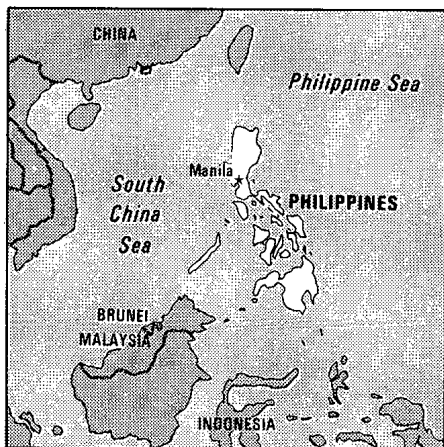
25X1

25X1


SECRET

SECRET

PHILIPPINES



(See reference map IX)



25X1

ECONOMY

Aid commitments: economic—US, including Ex-Im (FY70-80), \$1.5 billion; Western (except US), ODA and OOF (1970-79), \$370.0 million; Communist (1975-80), \$66.0 million; OPEC (ODA; 1974-80), \$35.0 million; military—US (FY80-80) \$409.0 million


25X1

COMMUNICATIONS

Merchant marine: 292 ships (1,000 GRT or over) totaling 2,436,495 GRT, 3,677,403 DWT; includes 10 passenger, 178 cargo, 37 tanker, 44 bulk, 2 combination ore/oil, 3 gas carrier, 3 roll-on/roll-off, 14 specialized carrier, and 1 container

25X1

25X1



SECRET

SECRET

POLAND



(See reference map V)

ECONOMY

Aid: Western countries est. \$20 billion (short-, medium-, and long-term debt, end of 1979); Polish bilateral economic aid commitments to non-Communist LDCs, \$1.7 billion (1954-80)



COMMUNICATIONS

Merchant marine: 305 ships (1,000 GRT or over) totaling 3,172,000 GRT, 4,694,208 DWT; includes 7 passenger, 172 cargo, 4 roll-on/roll-off cargo, 9 tanker, 100 bulk, 4 specialized carrier, 3 cargo training, and 4 container

Civil air: 49 major transport aircraft (1982)

Airfields: 149 total; 84 with permanent-surface runways; 1 with runway 3,500 m or over; 33 with runways 2,500-3,499 m, 97 with runways 1,000-2,499 m; 18 with runways less than 1,000 m; 3 heliports

Telecommunications: adequate for government needs but only limited service is available to the public; international facilities are adequate; modern radio and TV network is used effectively to educate and entertain the public; 31 AM and 29 FM broadcast stations, 8,500,000 receivers; 32 TV stations and 61 TV transmitters; 7,200,000 TV receivers; 3,000,000 telephones (86.1% automatic)



25X1

25X1

25X1
25X1

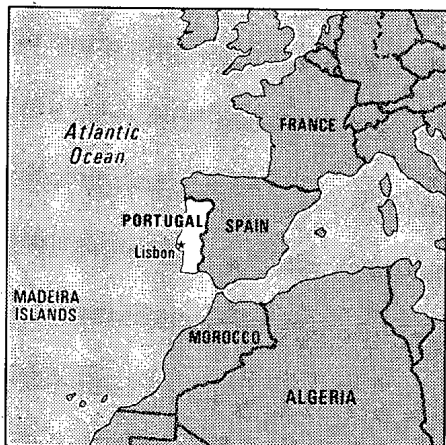
25X1

25X1

25X1

SECRET


PORTUGAL



(See reference map V and VII)

COMMUNICATIONS

Merchant marine: 76 ships (1,000 GRT or over) totaling 1,204,534 GRT, 2,075,987 DWT; includes 2 passenger, 47 cargo, 2 container, 16 tanker, 2 liquefied gas, 6 bulk, and 1 specialized carrier



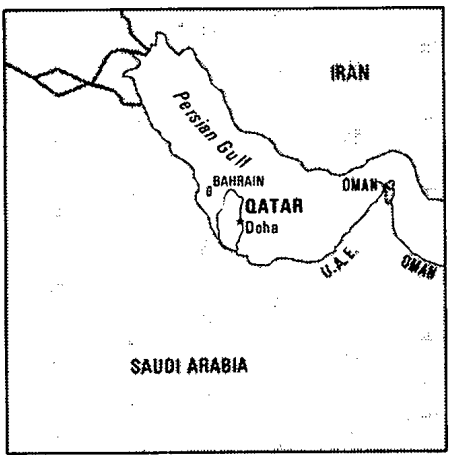
25X1

25X1
25X1

SECRET

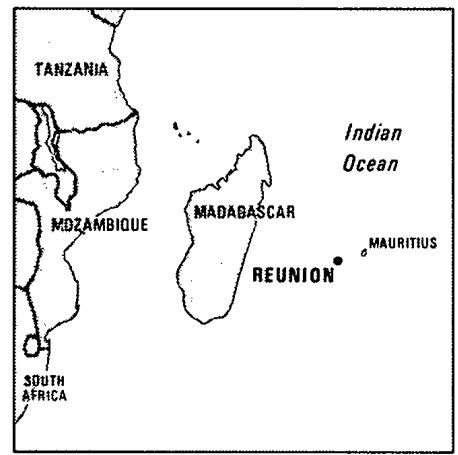
SECRET

QATAR



(See reference map VI)

REUNION



(See reference map VII)

ECONOMY

Aid: Qatar pledged \$1.4 billion in ODA to LDCs, 1974-80

[Redacted]

COMMUNICATIONS

Merchant marine: 6 ships (1,000 GRT or over) totaling 91,692 GRT, 163,122 DWT; includes 1 tanker, 1 specialized carrier, and 4 cargo [Redacted]

[Redacted]

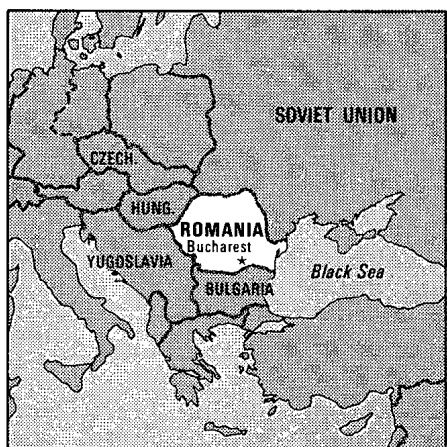
[Redacted]

25X1
25X1

25X1
25X1

SECRET

ROMANIA



(See reference map V)

ECONOMY

Aid: economic credits extended by USSR (1956)—\$123 million; Czechoslovakia, East Germany, Poland, and Hungary (1951-61)—more than \$128 million; Western countries—estimated net indebtedness at end of 1979, \$6.7 billion; Romania has extended bilateral economic aid totaling \$2.7 billion to non-Communist LDCs (1954-80)

COMMUNICATIONS

Merchant marine: 202 ships (1,000 GRT or over) totaling 1,894,000 GRT, 2,941,500 DWT; includes 143 cargo, 9 tanker, 48 bulk, 1 cargo training, and 1 specialized carrier

Civil air: 81 major transport aircraft (1982)

Airfields: 169 total; 26 with permanent-surface runways; 3 with runways 3,500 m or over; 12 with runways 2,500-3,499 m; 29 with runways 1,000-2,499 m, 134 with runways less than 1,000 m; 1 heliport

Telecommunications: systems are used primarily for government and military purposes; only a few facilities are available to public; wired-broadcast network offers broad coverage; 15 AM and 5 FM stations, 3,250,000 receivers; 13 major and 20 relay TV stations, 3,200,000 receivers; 1,133,000 (est.) telephones (84.3% automatic)

25X1

25X1

25X1
25X1

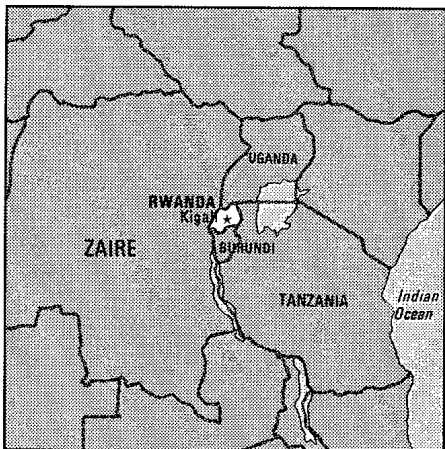
25X1

25X1
25X1

SECRET

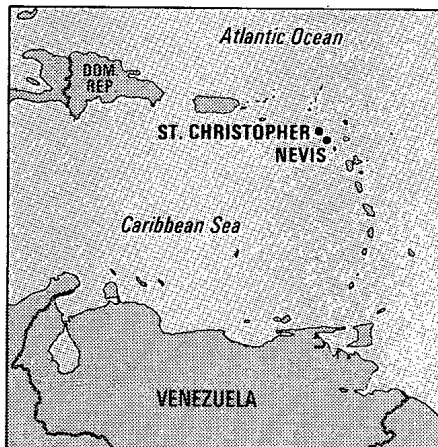
SECRET

RWANDA



(See reference map VII)



ST. CHRISTOPHER-NEVIS



(See reference map III)

ECONOMY

Aid: economic commitments—Western (non-US) countries, ODA and OOF (1970-79), \$483.0 million; OPEC (ODA; 1974-80), \$25.0 million; Communist countries (1970-80), \$57.5 million; US, including Ex-Im (1970-80), \$24.7 million; military—Communist countries (1970-80), \$3.0 million



25X1

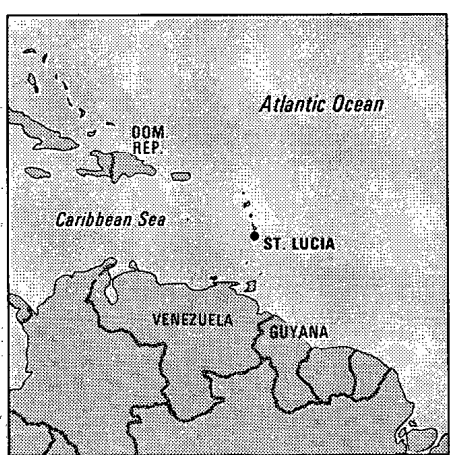
25X1

25X1

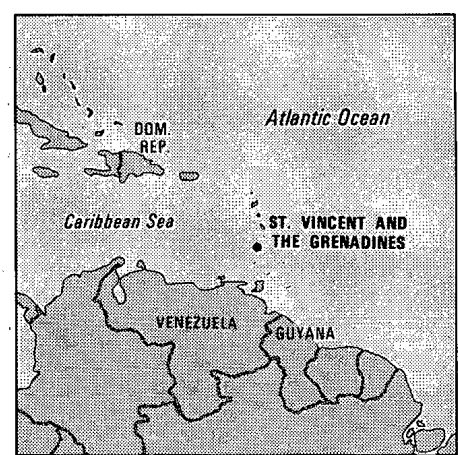
SECRET

ST. LUCIA

ST. VINCENT AND THE GRENADINES




(See reference map III)



(See reference map III)

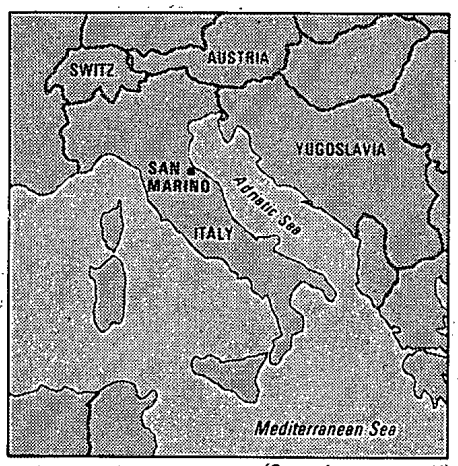
25X1



SECRET

SECRET

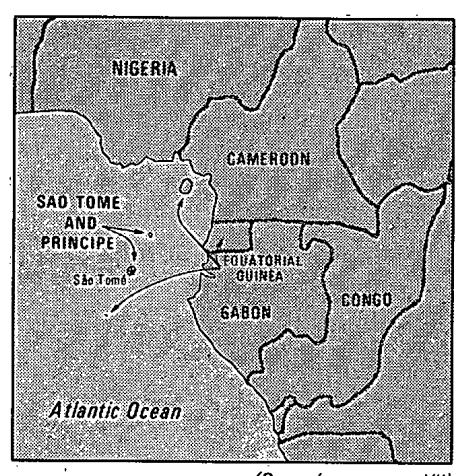
SAN MARINO




(See reference map V)



SÃO TOME AND PRÍNCIPE



(See reference map VII)

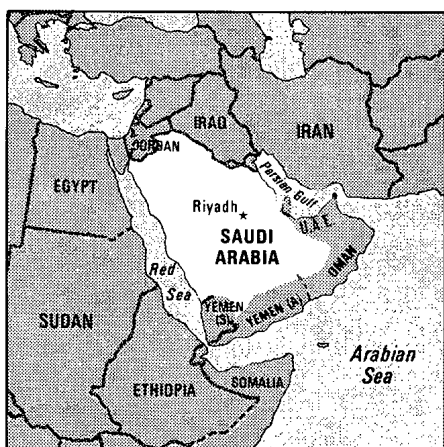


25X1


SECRET

SECRET

SAUDI ARABIA



(See reference map VI)



25X1

ECONOMY

Aid: large aid donor; ODA commitments (1974-80), \$17 billion; military aid commitments (1974-80), \$13 billion



25X1

COMMUNICATIONS

Merchant marine: 154 ships (1,000 GRT or over) totaling 3,114,209 GRT, 5,672,973 DWT; includes 9 passenger, 67 cargo, 46 tanker, 14 specialized carrier, 9 bulk, 2 liquefied gas, 6 roll-on/roll-off, and 1 container



25X1

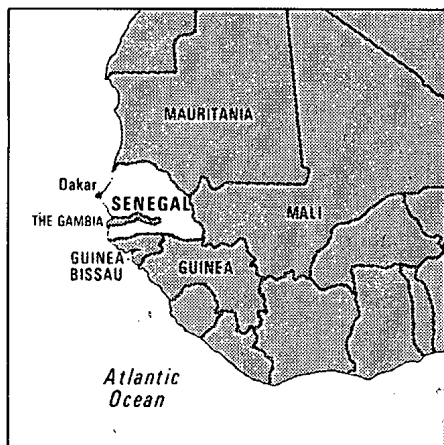
25X1



SECRET

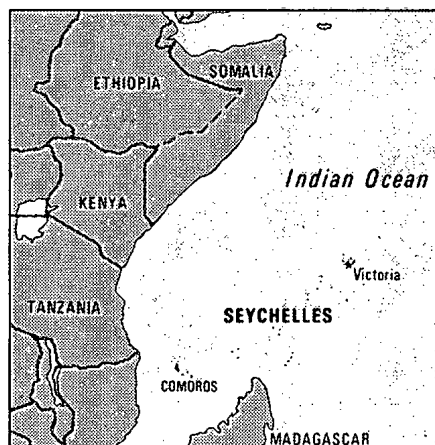
SECRET

SENEGAL



(See reference map VII)

SEYCHELLES



(See reference map VII)

ECONOMY

Aid: economic commitments—Western (non-US) countries, ODA and OOF (1970-79), \$962.0 million; Communist countries (1970-80), \$88.0 million; OPEC (ODA; 1974-80), \$440.0 million; US, including Ex-Im (FY70-80), \$131.2 million; military—US (FY70-80), \$8.4 million


COMMUNICATIONS

Merchant marine: 6 ships (1,000 GRT and over) totaling 14,728 GRT, 21,641 DWT; includes 3 cargo, 2 specialized carrier, and 1 bulk



COMMUNICATIONS

Merchant marine: 1 cargo ship (1,000 GRT or over) totaling 2,388 GRT, 3,698 DWT

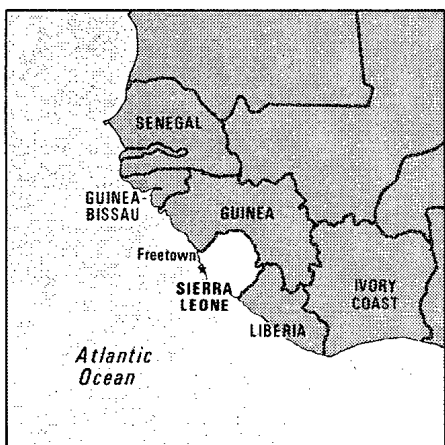


25X1
25X1
25X1

25X1
25X1

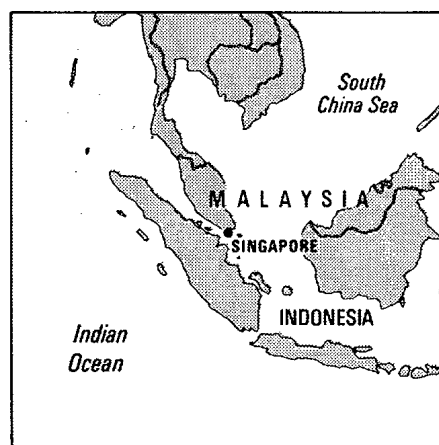
SECRET

SIERRA LEONE



(See reference map VII)

SINGAPORE




(See reference map IX)

ECONOMY

Aid: economic commitments—Western (non-US) countries, ODA and OOF (1970-79), \$157.0 million; US, including Ex-Im (FY70-80), \$66.1 million; Communist countries (1970-80), \$61.2 million; military—Communist countries (1970-80), \$5.0 million


COMMUNICATIONS

Merchant marine: 1 cargo ship (1,000 GRT or over) totaling 2,000 GRT, 3,000 DWT



COMMUNICATIONS

Merchant marine: 571 ships (1,000 GRT or over) totaling 7,099,537 GRT, 11,944,431 DWT; includes 3 passenger, 296 cargo, 68 container, 6 roll-on/roll-off cargo, 96 tanker, 83 bulk, 4 combination ore/oil, 2 liquefied gas, 12 specialized carrier; most foreign owned



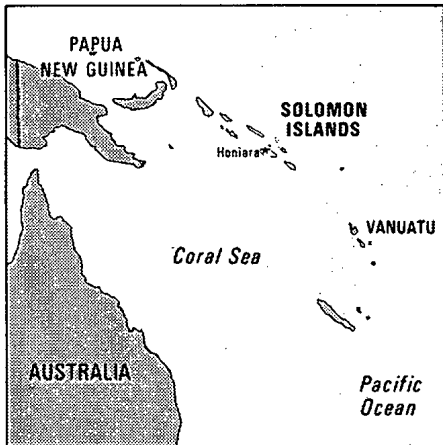
25X1
25X1

25X1
25X1

SECRET

SECRET

SOLOMON ISLANDS

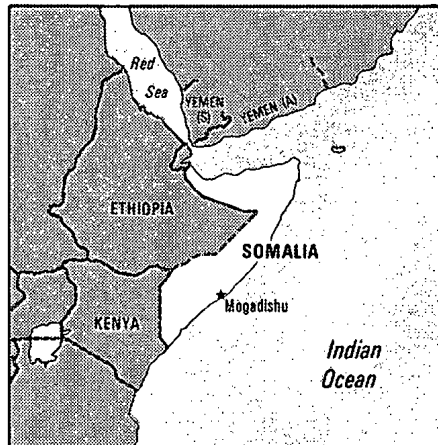


(See reference map X)

NOTE: Independent as of 7 July 1978, this archipelagic nation includes southern Solomon Islands, primarily Guadalcanal, Malaita, San Cristobal, Santa Isabel, and Choiseul. Northern Solomon Islands constitute part of Papua New Guinea.

[Redacted]

SOMALIA



(See reference map VII)

ECONOMY

Aid: economic commitments—OPEC (ODA; 1974-80), \$1.0 billion; Communist countries (1970-80), \$250.0 million; Western (non-US) countries, ODA and OOF (1970-79), \$220.0 million; US (FY70-80), \$126.9 million; military—Communist countries (1970-80), \$428.0 million

25X1
25X1
25X1

COMMUNICATIONS

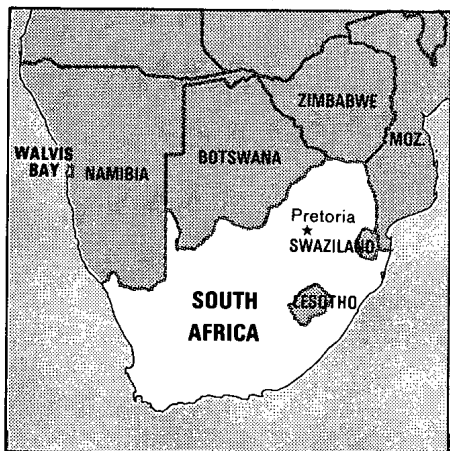
Merchant marine: 3 cargo ships (1,000 GRT or over) totaling 11,300 GRT, 9,800 DWT

25X1
25X1

[Redacted]

SECRET

SOUTH AFRICA



(See reference map VII)


25X1

COMMUNICATIONS

Merchant marine: 28 ships (1,000 GRT or over) totaling 578,735 GRT, 753,837 DWT; includes 11 cargo, 8 container, 2 tanker, 5 bulk, and 2 specialized carrier

25X1

25X1



SECRET

SECRET

SOVIET UNION ¹³



(See reference map VIII)

COMMUNICATIONS

Merchant marine: 1,736 ships (1,000 GRT or over) totaling 13,994,900 GRT, 19,289,800 DWT; includes 68 passenger, 1,163 cargo, 30 container, 53 roll-on/roll-off cargo, 280 tanker, 11 liquefied gas, 111 bulk, 10 combination ore/oil, and 10 specialized carriers; 664 merchant ships based in Black Sea, 398 in Baltic Sea, 427 in Soviet Far East, and 247 in Barents/White Sea [redacted]

Civil air: 1,380 major transport aircraft (1982) [redacted]

Airfields: 3,925 total; 831 with permanent-surface runways; 37 with runways over 3,500 m, 348 with runways 2,500-3,499 m, 1,093 with runways 1,000-2,499 m, 2,447 with runways less than 1,000 m; 55 heliports [redacted]

Telecommunications: extensive and relatively modern domestic and international systems maintained primarily for official use; 19.3 million telephones; an estimated 37,000 telephone exchanges; 83,100 main and branch telegraph offices; about 135 main AM broadcast network stations; 280 FM broadcast and 40,000 wired-broadcast distribution stations; 59.8 million radio and 56 million wired broadcast receivers; 1,620 TV broadcast and rebroadcast stations; 60 million TV receivers [redacted]



¹³ The US Government does not recognize the incorporation of the Baltic States—Estonia, Latvia, and Lithuania—into the Soviet Union. [redacted]

25X1

25X1
25X1

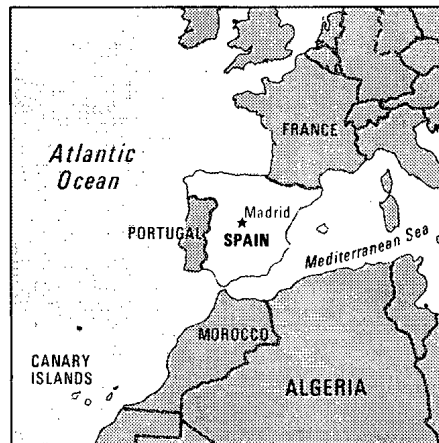

25X1

25X1
25X1

25X1

SECRET

SPAIN




25X1

(See reference map V and VII)

COMMUNICATIONS

Merchant marine: 553 ships (1,000 GRT or over) totaling 7,640,263 GRT, 13,567,739 DWT; includes 18 passenger, 271 cargo, 35 container, 20 roll-on/roll-off cargo, 95 tanker, 13 liquefied gas, 73 bulk, 4 combination ore/oil, and 24 specialized carrier

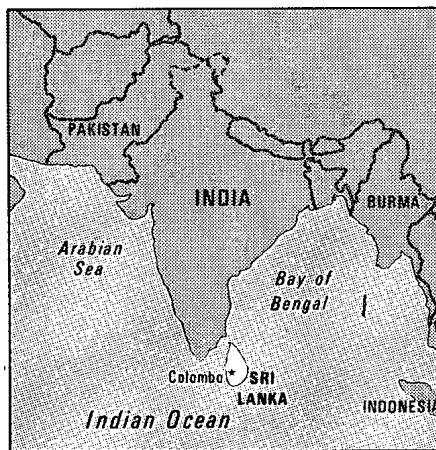

25X1
25X1



SECRET

SECRET

SRI LANKA (formerly Ceylon)



(See reference map VIII)

25X1

ECONOMY

Aid: economic commitments—(1970-80) USSR, \$69 million; Eastern Europe, \$41 million; China, \$181 million; OPEC (ODA; 1974-80), \$180 million; US, including Ex-Im (FY70-80), \$386 million; military commitments—US (FY70-80), \$3 million; USSR (1970-80), \$13 million; China (1970-80), \$21 million

25X1


COMMUNICATIONS

Pipelines: 53 km crude oil; 96 km refined products (C)

Merchant marine: 13 ships (1,000 GRT or over) totaling 96,036 GRT, 141,400 DWT; includes 11 cargo, and 2 tanker

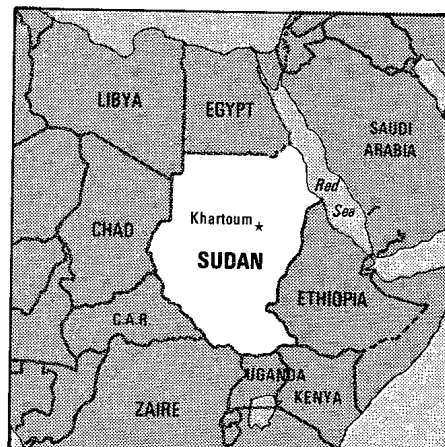
25X1

25X1



SECRET

SUDAN



(See reference map VII)

25X1

GOVERNMENT

Communists: party decimated following July 1971 coup and countercoup; by mid-1979 party had built up to an estimated 15,000 members; its role in student demonstrations and strikes in August 1979 again resulted in government crackdown on party, but it probably retains capability to instigate civil disorders

25X1

ECONOMY

Aid: economic commitments—OPEC (ODA; 1974-80), \$2 billion; Western (non-US) countries, ODA and OOF (1970-79), \$904 million; Communist countries (1970-80), \$262; US, including Ex-Im (FY70-80), \$238 million; military—Communist countries (1970-80), \$72 million; US (FY70-80), \$31 million

25X1

COMMUNICATIONS

Merchant marine: 10 ships (1,000 GRT or over) totaling 89,916 GRT, 121,978 DWT; includes 8 cargo and 2 roll-on/roll-off cargo

25X1


25X1



SECRET

SECRET

SURINAME



(See reference map IV)


25X1

COMMUNICATIONS

Merchant marine: 4 ships (1,000 GRT or over) totaling 9,210 GRT, 12,977 DWT; includes 3 cargo and 1 container

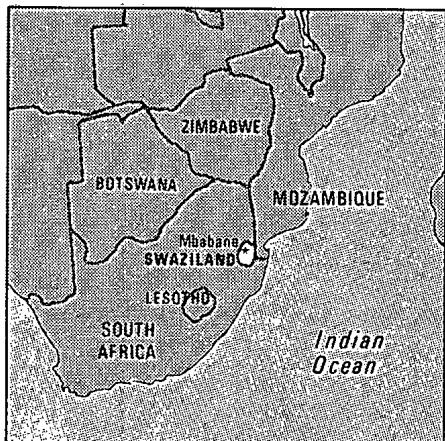


25X1
25X1



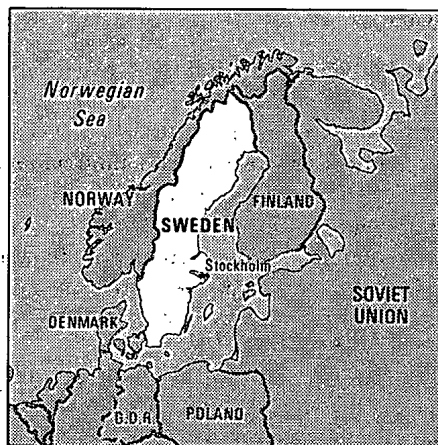
SECRET

SWAZILAND




(See reference map VII)

SWEDEN



(See reference map V)




COMMUNICATIONS

Merchant marine: 249 ships (1,000 GRT or over) totaling 3,609,917 GRT, 5,641,761 DWT; includes 21 passenger, 46 cargo, 13 container, 58 roll-on/roll-off cargo, 44 tanker, 1 liquefied gas, 25 bulk, 3 combination ore/oil, and 39 specialized carrier

25X1

25X1

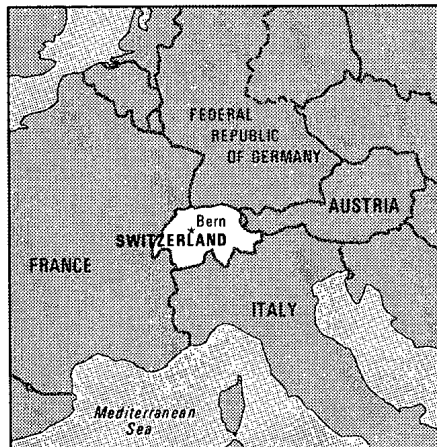

25X1



SECRET

SECRET

SWITZERLAND




(See reference map V)

25X1

COMMUNICATIONS

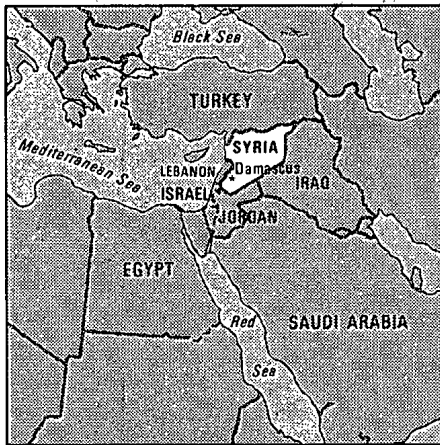
Merchant marine: 32 ships (1,000 GRT or over) totaling 311,201 GRT, 429,651 DWT; includes 17 cargo, 9 bulk, 1 roll-on/roll-off cargo, and 5 specialized carrier; fleet is registered in Basel, operated mainly out of Genoa, Hamburg, and Rotterdam



25X1
25X1

SECRET

SYRIA




(See reference map VI)

ECONOMY

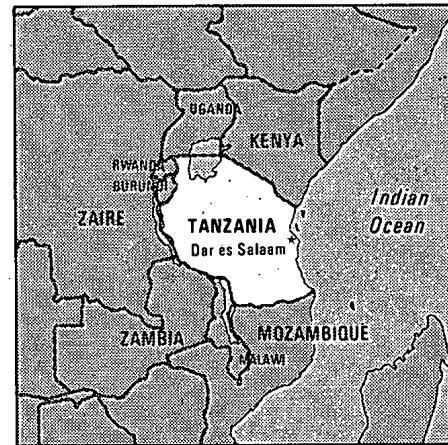
Aid: economic commitments—OPEC (ODA; 1974-80), \$5.4 billion; Communist countries (1970-80), \$1.6 billion; US (1970-80), \$536.0 million; Western (non-US) countries (1970-79), \$238.0 million; military—Communist countries (1970-80), \$9.1 billion

COMMUNICATIONS

Merchant marine: 11 ships (1,000 GRT or over) totaling 28,894 GRT, 39,052 DWT; includes 9 cargo, 1 bulk, and 1 specialized carrier



TANZANIA



(See reference map VII)

ECONOMY

Mainland:

Aid: economic commitments—Western (non-US) countries, including ODA and OOF (1970-79), \$2,790 million; Communist countries (1970-80), \$372 million; OPEC (ODA, including Ex-Im; 1974-80), \$270 million; US, including Ex-Im (FY70-80), \$220 million; military—Communist countries (1970-80), \$503 million

25X1

25X1

COMMUNICATIONS

Merchant marine: 9 ships (1,000 GRT or over) totaling 47,292 GRT, 61,528 DWT; includes 7 cargo, 1 tanker, and 1 roll-on/roll-off cargo

25X1

25X1

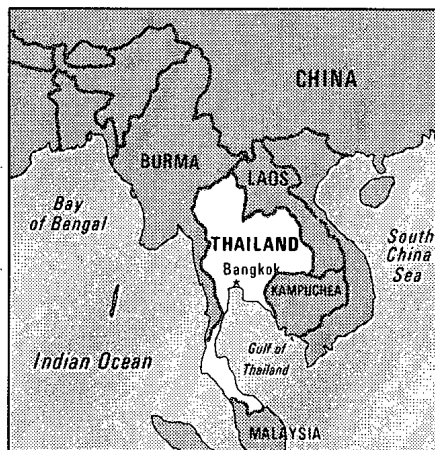

25X1

25X1

SECRET

SECRET

THAILAND



(See reference map IX)

25X1

ECONOMY


Aid: economic commitments—OPEC (ODA; 1974-80), \$70 million; Western (non-US) countries, ODA and OOF (1970-79), \$1,662 million; US economic authorizations including Ex-Im (FY70-80), \$454 million; military—US (1970-80), \$735 million

25X1

COMMUNICATIONS

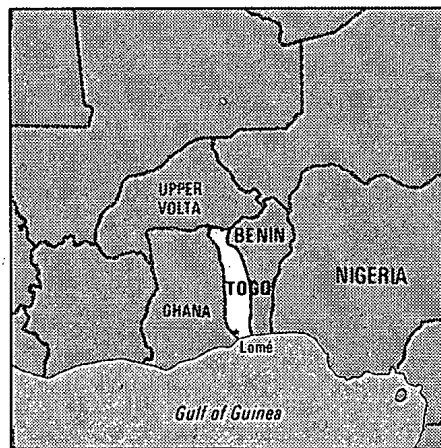

Merchant marine: 75 ships (1,000 GRT or over) totaling 337,742 GRT, 520,521 DWT; includes 50 cargo, 21 tanker, 2 container, 2 bulk, and 1 specialized carrier

25X1
25X1



SECRET

TOGO



25X1

(See reference map VII)

ECONOMY

Aid: economic commitments—Western (non-US) countries, ODA and OOF (1970-79), \$447.0 million; US, including Ex-Im (FY70-79), \$35.7 million; OPEC (ODA; 1974-80), \$35.0 million; military—Communist countries (1970-80), \$1.0 million


25X1

COMMUNICATIONS

Merchant Marine: 3 cargo ships (1,000 GRT or over) totaling 25,003 GRT, 36,120 DWT

25X1

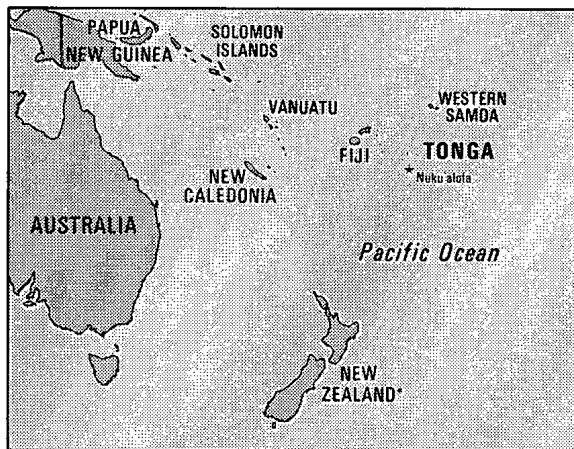
25X1



SECRET

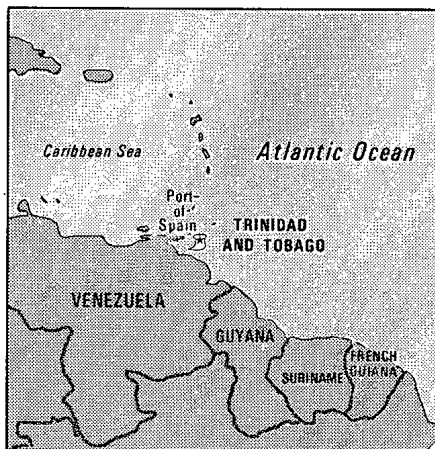
SECRET

TONGA



(See reference map X)

TRINIDAD AND TOBAGO



(See reference map III)

COMMUNICATIONS

Merchant marine: 6 ships (1,000 GRT or over) totaling 13,408 GRT, 19,360 DWT; includes 3 cargo, 1 liquefied gas, 1 roll-on/roll-off, and 1 bulk cargo

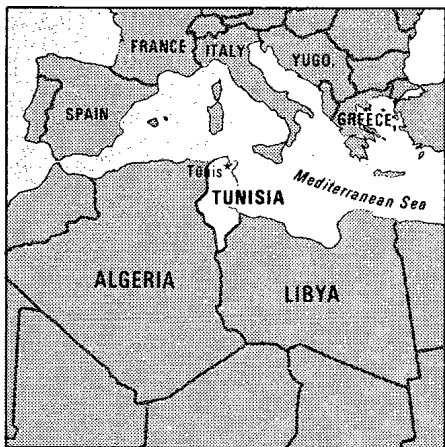
25X1

25X1

25X1

SECRET

TUNISIA



(See reference map VII)

ECONOMY

Aid: economic commitments—Western (non-US) countries, ODA and OOF (1970-79), \$1,589 million; US, including Ex-Im (FY70-80), \$372 million; OPEC (ODA; 1974-80), \$485 million; Communist countries (1970-80), \$329 million; military—Communist countries (1970-80), \$31 million

COMMUNICATIONS

Merchant marine: 21 ships (1,000 GRT or over) totaling 130,205 GRT, 168,685 DWT; includes 7 cargo, 2 tanker, 4 bulk, 5 specialized carrier, 2 roll-on/roll-off cargo, and 1 passenger

25X1

25X1

25X1
25X1


SECRET

SECRET

TURKEY



(See reference map VI)



25X1

ECONOMY

Aid: economic commitments—US authorizations including Ex-Im, \$820 million (FY70-80); other Western (ODA and OOF), \$1,827 million (1970-78); Communist, \$3,642 million (1970-80); OPEC, ODA, \$705 million (1974-80); military authorizations—US, \$1,978 million (1970-80)

25X1

COMMUNICATIONS


Merchant marine: 197 ships (1,000 GRT or over) totaling 1,720,541 GRT, 2,816,350 DWT; includes 12 passenger, 117 cargo, 1 liquefied gas, 25 tanker, 28 bulk, 7 specialized carrier, 5 roll-on/roll-off cargo, and 2 combination ore/oil

25X1

Telecommunications: good international, fair domestic service via radio-relay network; 1.75 million telephones (3.94 per 100 popl.); 40 AM, 16 FM, and 110 TV stations; 1 coaxial submarine cable; 1 Atlantic Ocean satellite station

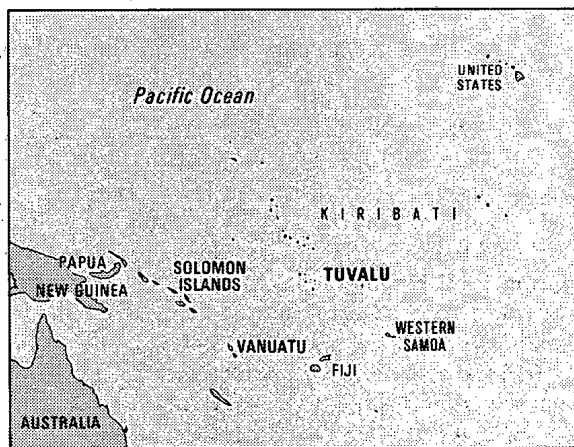
25X1

25X1



SECRET

TUVALU (formerly Ellice Islands)



(See reference map X)

NOTE: On 1 October 1975, by Constitutional Order, the Ellice Islands were formally separated from the British colony of Gilbert and Ellice Islands, thus forming the colony of Tuvalu. The remaining islands in the former Gilbert and Ellice Islands Colony are now named Kiribati. Tuvalu includes the islands of Nanumanga, Nanumea, Nui, Niutao, Vaitupu, and the four islands of the Tuvalu group formerly claimed by the United States: Funafuti, Nukufetau, Nukulailai (Nukulaelae), and Nurakita (Niulakita).



UGANDA



(See reference map VII)

25X1

25X1

ECONOMY


Aid: economic commitments—OPEC (ODA; 1974-80), \$260.0 million; Western (non-US), ODA and OOF (1970-79), \$137.0 million; US, including Ex-Im (1970-80), \$25.6 million; Communist countries (1970-80), \$58.6 million; military—Communist countries (1970-80), \$138.0 million

25X1

COMMUNICATIONS

Merchant marine: 1 cargo ship (1,000 GRT or over) totaling 5,500 GRT, 9,100 DWT

25X1

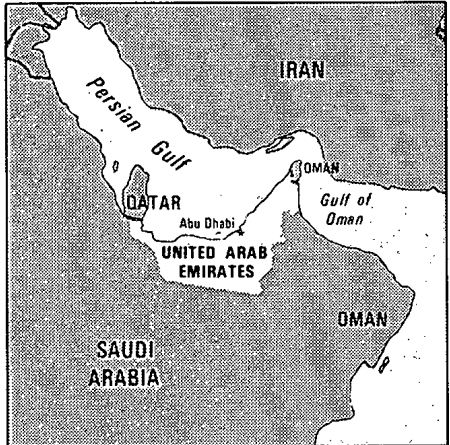


25X1


SECRET

SECRET

UNITED ARAB EMIRATES



(See reference map VI)



25X1

ECONOMY

Major industries: oil production, fishing, trading (oil production began in Abu Dhabi in 1962, and in 1979 reached 1.5 million b/d; Dubai has best port and is a commercial center; oil was discovered in commercial quantities in 1966 and production began in 1969; 1979 production 360 b/d; Sharjah began production in 1974; revenues paid to UAE in 1979 were \$14 billion); fishing, some boat building, handicrafts, animal husbandry, pearling throughout area [redacted]

25X1

Aid: UAE pledged \$6 billion in official development assistance to LDCs, 1974-80 [redacted]


25X1

COMMUNICATIONS

Merchant marine: 21 ships (1,000 GRT or over) totaling 144,794 GRT, 233,926 DWT; includes 17 cargo, 2 tanker, 1 roll-on/roll-off, and 1 specialized carrier [redacted]

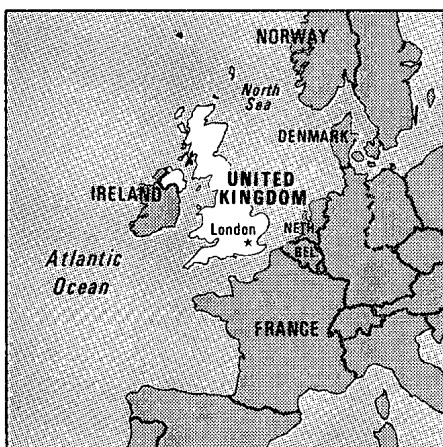
25X1

25X1




SECRET

UNITED KINGDOM




(See reference map V)



25X1

COMMUNICATIONS

Merchant marine: 1,184 ships (1,000 GRT or over) totaling 25,312,602 GRT, 40,611,003 DWT; includes 47 passenger, 314 cargo, 97 container, 70 roll-on/roll-off cargo, 249 tanker, 41 liquefied gas, 269 bulk, 38 combination ore/oil, 30 combination ore/oil, and 67 specialized carrier



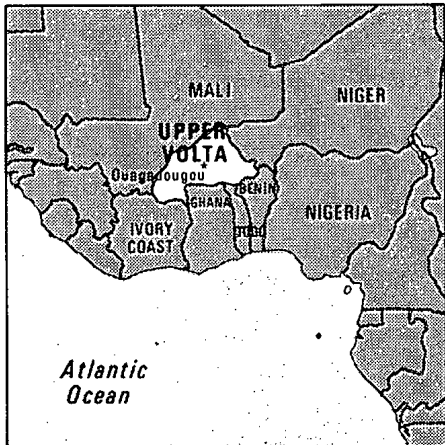
25X1

25X1

SECRET

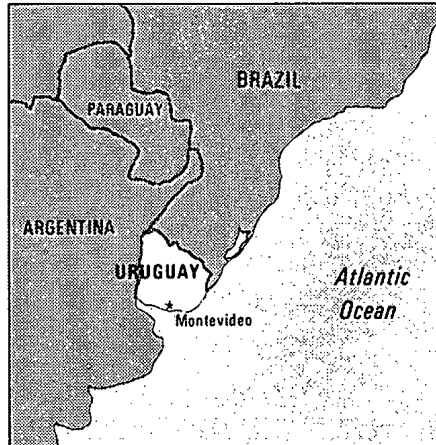
SECRET

UPPER VOLTA




(See reference map VII)

URUGUAY




(See reference map IV)



COMMUNICATIONS

Merchant marine: 15 ships (1,000 GRT or over) totaling 93,752 GRT, 132,386 DWT; includes 12 cargo, 2 tanker, and 1 bulk; additionally 2 naval tankers are sometimes used commercially



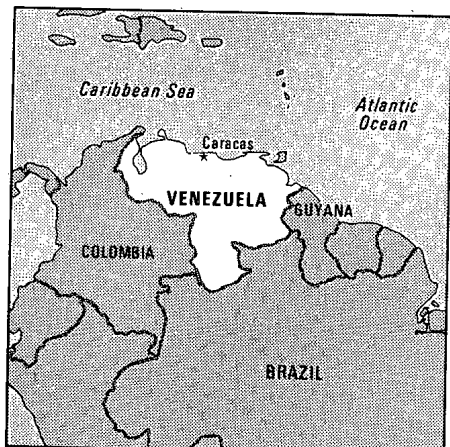
25X1

25X1


25X1

SECRET

VENEZUELA



(See reference map IV)



25X1

ECONOMY


Aid: economic commitments--US including Ex-Im (FY70-80), \$388 million; Communist countries (1970-80), \$10 million; military—assistance from US (FY70-80), \$149 million



25X1

COMMUNICATIONS

Merchant marine: 64 ships (1,000 GRT or over) totaling 771,570 GRT, 1,082,970 DWT; includes 5 passenger, 30 cargo, 19 tanker, 6 bulk, and 6 roll-on/roll-off cargo

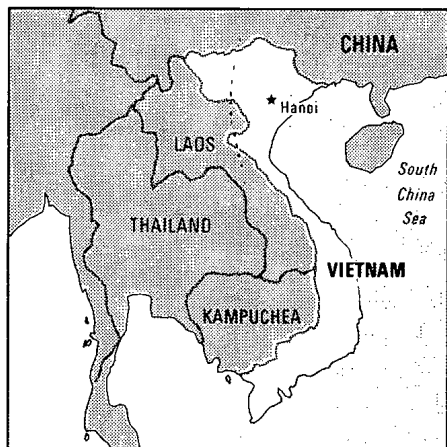


25X1
25X1

SECRET

SECRET

VIETNAM



(See reference map IX)

COMMUNICATIONS

Railroads: 2,917 usable km total, consists of about 45 km standard gauge (1.435 m), 2,637 km meter gauge (1.00 m), and 235 km of dual gauge (standard and meter) all single track, none electrified; all government owned and operated

[Redacted]

Pipelines: refined products 2,414 km (including 547 km in Laos)

[Redacted]

Merchant marine: 45 ships (1,000 GRT or over) totaling 231,200 GRT, 339,400 DWT; includes 33 cargo, 7 tanker, 3 bulk, 1 passenger-car, and 1 roll-on/roll-off cargo; Vietnam beneficially owns 10 cargo ships (1,000 GRT or over) totaling 80,000 GRT, 115,000 DWT under the Panamanian flag

[Redacted]

Telecommunications: government requirements fulfilled mainly through radiocommunications and radio-relay networks; radio stations provide alternate communication links; international facilities adequate from Hanoi and Ho Chi Minh City (Saigon); radio and wired broadcast coverage is good and most important means of mass communications; about 60,000 telephones; estimated 3 to 4 million radios and over 300,000 TV sets; approximately 18 shortwave and 5 mediumwave radio transmitters; 11 AM, 1 FM, and 6 TV stations

[Redacted]

[Redacted]

25X1

25X1

25X1

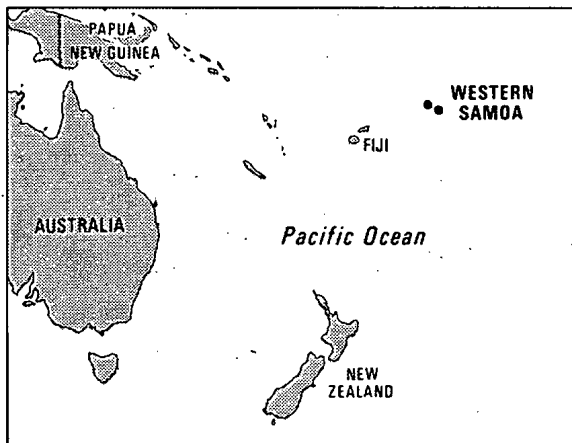
25X1

25X1

25X1

SECRET

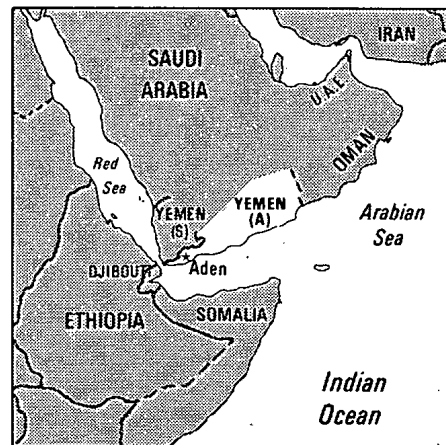
WESTERN SAMOA



(See reference map X)



YEMEN (ADEN)



(See reference map VI)

ECONOMY

25X1

Aid commitments: economic—OPEC (ODA; 1974-80), \$690.0 million; Communist countries (1970-80), \$368.5 million; Western (non-US) countries, ODA and OOF (1970-79), \$48.0 million; US (FY70-80), \$4.5 million; military—Communist countries (1970-80), \$1,169.0 million


25X1

COMMUNICATIONS

Merchant marine: 3 cargo ships (1,000 GRT or over) totaling 4,300 GRT, 6,600 DWT

25X1

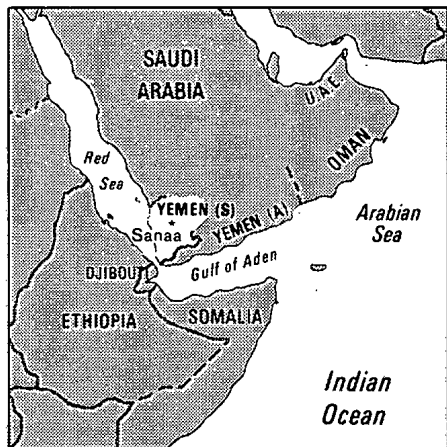
25X1



SECRET

SECRET

YEMEN (SANAA)



(See reference map VI)

YUGOSLAVIA



(See reference map V)

ECONOMY

Aid commitments: economic—OPEC (ODA; 1974-80), \$2.3 billion; US, including Ex-Im (1970-80), \$81 million; Western countries (except US), ODA and OOF (1970-79), \$197 million; Communist countries (1970-80), \$141 million; military—Communist countries (1970-80), \$880 million; US (1970-80), \$2 million; [redacted]

ECONOMY

Debt and aid: Yugoslav outstanding net external debt (medium/long-term) end 1979, \$13.65 billion; Yugoslavia has extended bilateral economic aid totaling about \$1.3 billion to non-Communist LDCs (1966-80) [redacted]

COMMUNICATIONS

Merchant marine: 260 ships (1,000 GRT or over) totaling 2,472,200 GRT, 4,111,400 DWT; includes 7 passenger, 176 cargo, 4 container, 9 roll-on/roll-off cargo, 11 tanker, 53 bulk; Yugoslavia beneficially owns 7 additional ships (1,000 GRT or over) totaling 70,400 GRT, 112,300 DWT which are registered under the Panamanian flag [redacted]

Civil air: 42 major transport aircraft (1982) [redacted]

Airfields: 111 total; 40 with permanent-surface runways; 1 airfield with runways greater than 3,500 m, 15 with runways 2,500-3,499 m, 44 with runways 1,000-2,499 m, 51 with runways less than 1,000 m; 1 heliport [redacted]

Telecommunications: services available to public are limited but system as a whole is adequate; telephone and telegraph services are provided by open-wire lines, multi-conductor, coaxial, and submarine cables; radio and TV broadcast facilities provide coverage to nearly all sections of country; 26 main and 48 relay AM stations and 47 FM stations; 4,650,000 receivers; 25 major and 152 relay TV stations; 3,800,000 receivers; 1,600,000 telephones (97% automatic) [redacted]

25X1

25X1

25X1

25X1

25X1

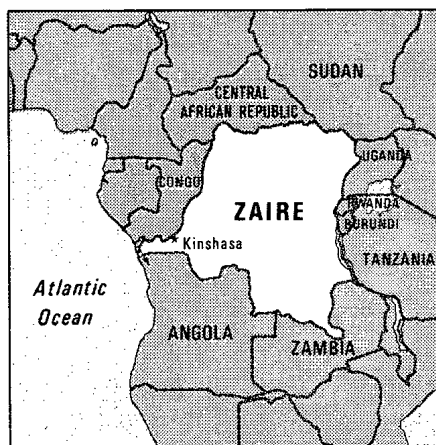
25X1

25X1

25X1

SECRET

ZAIRE



(See reference map VII)

25X1

ECONOMY

Aid: economic commitments—Western (non-US) countries, ODA and OOF (1970-79), \$2.1 billion; US authorizations, including Ex-Im (1970-80), \$603.6 million; Communist countries (1970-80), \$103.1 million; OPEC (ODA; 1974-80), \$200.0 million; military—US (1970-80), \$128.2 million; Communist countries (1970-80), \$43.0 million

25X1

COMMUNICATIONS

Merchant marine: 8 cargo ships (1,000 GRT or over) totaling 77,400 GRT, 117,443 DWT

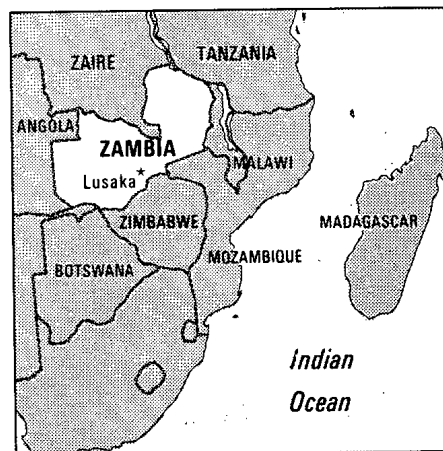

25X1

25X1

SECRET

SECRET

ZAMBIA



(See reference map VII)

25X1

ECONOMY


Aid: economic commitments—Western (non-US) countries, ODA and OOF (1970-79), \$1,097.0 million; Communist countries (1970-80), \$418.6 million; US authorized, including Ex-Im (1970-80), \$236.6 million; OPEC (ODA; 1974-80), \$45.0 million; military—Communist countries (1970-80), \$335.0 million

25X1

COMMUNICATIONS

Merchant marine: 1 cargo ship totaling 5,500 GRT, 9,100 DWT

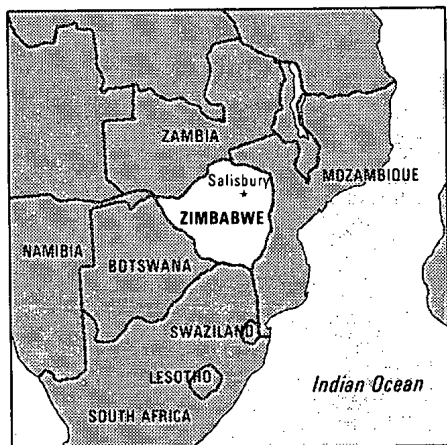
25X1



25X1

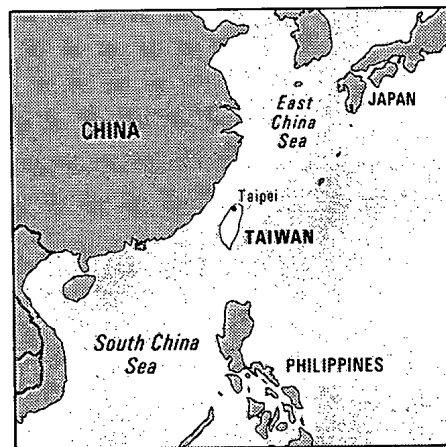
SECRET

ZIMBABWE




(See reference map VII)

TAIWAN



(See reference map VIII)




COMMUNICATIONS

Merchant marine: 143 ships (1,000 GRT or over) totaling 1,827,855 GRT, 2,779,780 DWT; includes 1 passenger, 85 cargo, 17 container, 13 tanker, 25 bulk, 1 combination ore/oil, 1 specialized carrier

25X1

Civil air: 45 major transport aircraft

25X1
25X1



25X1

Page Denied

Next 1 Page(s) In Document Denied