

25X1C4a



# OPERATIONS PLAN 40-58 TASK FORCE STAGING

*14 Nov 58*

*a new one is coming out  
I will have it send to us  
CFD*

25X1A9a



10 FEBRUARY 1958

COPY 2 OF 5 COPIES

TOP SECRET CONTROL NO:

160307

OFFICE OF RECORD COPY  
DO NOT DESTROY WITHOUT PRIOR  
APPROVAL OF RMO/GSA/DD/S&T

TAB

[REDACTED]

1 November 1958

Annex "A", Operations Plan 40-58  
1 November 1958

"OPERATIONS"

1. MISSION:

a. Upon receipt of an order of execution, deploy personnel and equipment as outlined in this Operations Plan to a designated Advance Base.

25X6C

b. Arrange for dispatch of U-2 aircraft from [REDACTED]

25X6C

[REDACTED] to Advance Base, after Task Force is in place at Advance Base.

2. AIRCRAFT DEPLOYMENT:

a. Ferry flight of U-2 aircraft will be planned to avoid USSR radar nets.

b. U-2 aircraft ferry configuration:

(1) Takeoff fuel: as dictated by ferry route.

(2) Minimum fuel reserve: Maximum altitude 100 gallons. Ferry mission will be flown at maximum altitude to avoid radar detection. Pre-computed celestial observations for speed and course lines will be used.

c. No special aircraft radio channelization will be required.

TS 160307  
Page 2 of 5

**TOP SECRET**

25X1A6a

d. Aircraft will launch from [REDACTED] Air Base on a "Local Flight Clearance", AF Form 113.

e. Standard emergency procedures will apply.

f. Emergency bases enroute: as briefed, dependent on deployment route.

3. TASK FOR SUBORDINATE UNIT:

a. Commander, Detachment 10-10, REAR, will:

(1) Maintain a capability to launch a mission or missions as directed by Project Headquarters.

(2) Maintain a replacement aircraft on standby for dispatch to Advance Base. Execution for deployment will come from Project Headquarters.

(3) Keep Commander, Advance Base, informed on location of support aircraft.

(4) Process 70MM film; dispatch Take and required reports to Project Headquarters.

(5) Expedite courier travel to ZI.

(6) Support additional requirements of Commander, Advance Base, within the capability of Detachment 10-10, REAR.

4. TASK FORCE OPERATIONS EQUIPMENT:

a. Operations staging kit, to include all necessary maps, logs, intelligence data, escape and evasion currency, references and supplies, will be deployed. For list of equipment to be deployed see Appendix 2, Annex "B".

**TOP SECRET**

TAB

ANNEX "B"

OPERATIONS PLAN

40-58

"LOGISTICS"

TABLE OF CONTENTS

Paragraph 1	Supply
Paragraph 2	Transportation
Paragraph 3	Service
Paragraph 4	Personnel
Paragraph 5	Miscellaneous
Appendix 1	Supply
Appendix 2	Equipment
Appendix 3	Transportation
Appendix 4	Personnel
Appendix 5	Recapitulation (Personnel)
Appendix 6	Recapitulation (Materiel)
Appendix 7	Packing, Crating and Marking

COPY 2 OF 5 COPIES

TOP SECRET CONTROL NUMBER

160307

ANNEX "B", OPERATIONS PLAN 40-58  
1 November 1958

~~TOP SECRET~~



1 November 1958

Annex "B", Operations Plan 40-58  
1 November 1958

"LOGISTICS"

1. SUPPLY:

a. LFLA, 100 octane motor fuel, and JP-4 will be required to support the Task Force at the Advance Base. Above fuels will be provided from stocks at or Advance Base as required and as directed by Headquarters, Project CHALICE.

25X6C

b. Aircraft and equipment spares required to support Task Force Operations will be withdrawn from Flyaway Kit, and moved to Advance Base by support aircraft. Director of Materiel,

25X1C4a

will review requirements to assure adequate spares are on hand or on requisition to support staging operations. Requisitions for items on order, but not on hand will be upgraded to "Immediate Requirement" and "Airmail if possible" requested. If simultaneous home base operations are required, requisitions for additional items required will be submitted to the Project Depot as an immediate requirement for one time issue. When additional requirement no longer exists all items will be returned to bring FAK back to authorized levels. (List of staging FAK requirements in Appendix 1).

25X1C4a

25X6C

c. Equipment to support Task Force operations at Advance Base will be moved from [REDACTED] to Advance Base by support aircraft. It must be assumed that no support will be provided by Commander, Advance Base. (List of equipment requirements in Appendix 2). If survey of Advance Base determines that some needed equipment is in position, then those items can be deleted from required list.

d. Messing and housing will be provided by Commander, Advance Base. If not readily available same will be provided from local economy resources.

2. TRANSPORTATION:

a. Air:

25X6C

(1) USAFE will provide airlift from [REDACTED] to Advance Base and return for Task Force personnel, equipment and supplies. Mass movement of foregoing is a requirement.

25X1C4a

(2) USAFE or [REDACTED] will provide two shuttle aircraft at all times for resupply and necessary personnel movement during staging operations.

(3) USAF will direct USAFE to provide required support airlift. Necessary coordination between USAFE and Commander, [REDACTED] 25X1C4a [REDACTED] will be effected on support required and movement schedules.

25X1C4a

b. Ground:

(1) Surface transportation will be provided from following sources as applicable:

(a) Commander Advance Base

(b) Contract from local economy (Advance Base)



25X6C

(c) Airlift by support aircraft from [REDACTED]

[REDACTED] (Surface transportation requirements in Appendix 3).

3. SERVICE:

25X1C4a a. Medical: Medical support will be provided by Flight Surgeon, [REDACTED]. If required, air evacuation of sick or injured personnel will be by shuttle aircraft to nearest suitable medical facility.

b. Maintenance: Hangar space for U-2 aircraft, hangar supplies and equipment will be provided by Commander, Advance Base.

25X1C4a c. Finance: Finance matters will be as directed by Commander, [REDACTED]

4. PERSONNEL:

a. Personnel requirements for Task Force. (Appendix 4).

25X1C4a b. Replacement or additional personnel will be provided from resources [REDACTED] or Headquarters, Project CHALICE.

c. No classification, reassignment or transfer of Task Force personnel will be accomplished during staging period. No leaves or passes will be granted Task Force personnel during staging period. R&R periods as specified in contracts may be granted at Commanders discretion.

d. No mail will be mailed by individuals from Advance Base. All mail will be given to Task Force Security Officer at Advance Base, who will dispatch it as directed by Commander Task Force and Headquarters, Project CHALICE.

~~TOP SECRET~~

25X1C4a

5. MISCELLANEOUS: Headquarters, [REDACTED] will remain at

25X6C

- APPENDICES:
- Appendix 1 - SUPPLY
  - Appendix 2 - EQUIPMENT
  - Appendix 3 - TRANSPORTATION
  - Appendix 4 - PERSONNEL
  - Appendix 5 - RECAPITULATION, PERSONNEL
  - Appendix 6 - RECAPITULATION, MATERIEL
  - Appendix 7 - PACKING, CRATING AND MARKING

~~TOP SECRET~~

TAB

1 November 1958

Appendix 1 (Supply) to Annex "B", Operations Plan 40-58  
1 November 1958

"SUPPLY"

<u>ITEM NUMBER</u>	<u>NOUN</u>	<u>AMOUNT REQUIRED</u>		
		<u>1 A/C</u>	<u>2 A/C</u>	<u>3 A/C</u>
1-508	Wheel w/tire mtd.	3	6	8
1-509	Wheel Tail Gear	2	2	2
2-372	Valve & Con Assy Comp Bleed	1	1	1
1-193	Spring Eject Pogo Stick	20	20	20
	Pogo (set)	1	1	1
1-233	Amplifier Magnetic	1	1	2
1-232.1	Amplifier Ind Tailpipe	1	1	2
1-364.1	Inverter	1	1	2
1-414.1	Rheostat Light Faceplate	1	1	1
8-455	Circuit Breaker 5 Amp	5	5	5
8-451	Circuit Breaker 10 Amp	5	5	5
8-452	Circuit Breaker 15 Amp	5	5	5
7-303	Fuse 250v 1/2 Amp	5	5	5
7-323	Fuse 250v 1 Amp	5	5	5
7-304	Fuse 250v 2 Amp	5	5	5

COPY 2 OF 5 COPIES

TOP SECRET CONTROL NUMBER

160307

**TOP SECRET**

Sanitized - Approved For Release : CIA-RDP33-02415A000100190006-3

1. MAINTENANCE: (CONT'D)

1-310	Generator AC	1	1	1
8-377	Packing "O" Ring	25	25	50
8-378	Packing "O" Ring	25	25	50
8-373	Packing "O" Ring LS4634-8	25	25	50
8-322	Packing "O" Ring LS4634-10	25	25	50
8-321	Packing "O" Ring LS4634-12	25	25	50
8-323	Packing "O" Ring LS4634-16	25	25	50
8-605	Packing Teflon	25	25	50
8-606	Ring Hyd Back Up Tef	25	25	50
8-607	Ring Hyd Back Up Tef	25	25	50
8-607.1	Ring Hyd Back Up Tef	25	25	50
8-602	Ring Hyd Back Up Tef	25	25	50
8-603	Ring Hyd Back Up Tef	25	25	50
1-465	Transmitter Fuel	1	1	2
1-469	Transmitter Hydro	1	1	2
1-470	Transmitter Oil	1	1	2
1-356	Indicator Hyd Press	1	1	1
1-357	Indicator Hyd Press	1	1	1
1-352	Indicator Fuel Flow	1	1	1
1-401	Regulator Voltage	1	1	1
1-402	Regulator Voltage AC	1	1	1
1-390	Pump Hydro	1	1	2
1-51	Cylinder Act Dive Flap	2	2	2
1-182.2	Shim Axle M/G	2	2	2

Sanitized - Approved For Release : CIA-RDP33-02415A000100190006-3

**TOP SECRET**

1. MAINTENANCE: (CONT'D)

1-183	Shim Bearing MLG Ful	2	2	2
1-184	Shim Bearing TLG Ful	2	2	2
1-229	Altimeter AN5760-5	2	2	2
1-349	Indicator Air Speed	2	2	2
1-259	Clock Type A13A (Acft 2 Scale)	2	2	2
1-259.1	Clock Elapsed Time	2	2	2
1-498	Valve Sel Dive Flap	2	2	2
1-417	Seal Canopy	1	1	1
1-3	Wing Flap Actuator	4	4	4
8-543	Window Cleaner Plastic	4	4	4
8-529	Cloth Diaper, Yard	1	2	4
8-439	Emery Cloth, Box	1	1	1
8-547	Compound Type I, Can	8	8	8
8-549	Compound Type II, Can	2	2	2
8-546	Compound Type III, Can	16	16	16
8-525	Adhesive	6	6	6
8-544	Compound	3	3	3
8-5	Twine	2	2	2
8-1154	Solder, Pound	1	2	2
8-1166	Wire .032, Feet	25	25	25
8-558	Wire .051, Pound	25	25	25
8-1146	Copper Wire, Feet	50	50	50
8-473	Insulation #5, Feet	10	10	10
8-470	Insulation #7, Feet	10	10	10
8-474	Insulation #9, Feet	10	10	10

TS 160307

**TOP SECRET**

Sanitized - Approved For Release : CIA-RDP33-02415A000100190006-3

1. MAINTENANCE: (CONT'D)

8-1171	Insulation # $\frac{1}{4}$ ", Feet	10	10	10
8-471	Insulation $\frac{3}{8}$ ", Feet	10	10	10
8-472	Insulation $\frac{1}{2}$ ", Feet	10	10	10
8-469	Insulation 1", Feet	10	10	10
7-0001	Battery	24	24	24
8-486	Wire #14, Feet	25	25	25
8-1206	Wire #16, Feet	25	25	25
8-490	Wire #18, Feet	25	25	25
8-487	Wire #20, Feet	25	25	25
1-274	Controller Flight	1	1	2
1-274.1	Controller Gyro Compass	1	1	2
1-312	Gyro Rate 977R	1	1	2
1-0464	Transformer	1	1	1
1-375	Motor & Drive	1	1	2
1-230	Amplifier 1423A	1	1	2
1-231	Amplifier Control	1	1	2
1-231.1	Amplifier & Dir Gyro Compass	1	1	2
1-267	Cont Follow Up 911A-1	1	1	1
1-268	Cont Follow Up 14500-1	1	1	1
1-264	Controller Mach	1	1	2
2-504	Assy Bleed Governor	1	1	2
1-394	Refrigerator	1	1	2
1-362.1	Indicator	1	1	1
1-329	Hose Assy	1	1	1
1-328	Hose Assy	1	1	1

TS 160307

Copy 2 of 5

Sanitized - Approved For Release : CIA-RDP33-02415A000100190006-3

**TOP SECRET**

1. MAINTENANCE: (CONT'D)

1-352	Indicator	1	1	1
1-236.1	Battery U-2	2	2	4
9-0112.1	Battery MA-2	2	2	4
2-0499	Fuel Control (SP Lean Type)	1	1	1
1-2523	Fan, Defrost	1	1	2
1-272	Amplifier, Trim Servo	1	1	1

2. ENGINE:

	Ignition Lead, Left	1	1	2
	Ignition Lead, Right	1	1	2
2-0512.2	Exciter Box	1	1	2
	Relief Valve, Oil Pressure	1	1	2
	Harness, EGT Average	1	1	2
	Indicator, P/R	1	1	1
	Indicator, EGT	1	1	2
	Indicator, RPM	1	1	1
	Generator, Tachometer	1	1	2
	Indicator, EGT (T-33)	1	1	1

3. SEXTANT:

11-0004	<u>Grease</u> Mil-G-3287 Acft & Instr Low temp liquid lub & gelling agent (8 oz tube)	2	2	2
11-0006	<u>Paper</u> Lens tissue type 1 5x6 in (100) mtd sheets	1	1	1
11-0007	<u>Lamp</u> AN 3140-327 Incand Mid FL base single contact 28v	6	6	6
11-0008	<u>Lamp</u> AN 3121-313 Incand Min Bay Base 28v clear	12	12	12
11-0009.2	<u>Averager</u> Assy BA-CR44-32	1	1	1



TOP SECRET

Sanitized - Approved For Release : CIA-RDP33-02415A000100190006-3

3. SEXTANT: (CONT'D)

11-0010	<u>Bubble Assy</u> BA-BR44-12	1	1	1
11-0013	<u>Clamp</u> BA-BR44-303 Housing Roof Mirror	2	2	2
11-0014	<u>Compound Sealing</u> 3M#EC-800-PR #1600M, Pint	1	1	1
11-0015	<u>Counter Assy</u> BA-BR44-11	2	2	2
11-0016	<u>Dial Assy</u> BA-BR44-2 Relative Beating	1	1	1
11-0017	<u>Dome Assy</u> BA-BR44-3	1	1	1
11-0018	<u>Eccentric</u> BA-AR44-258	4	4	4
11-0018.1	<u>Lens Cell</u> BA-BR44-275 No 1 w/lens	1	1	1
11-0018.2	<u>Lens Cell</u> BA-BR44-397 No 2 w/lens	1	1	1
11-0019.1	<u>Locknut</u> BA-BR44-181 No 2	1	1	1
11-020	<u>Mirror</u> BA-AR44-196 Half Silvered (.006 inch thick)	2	2	2
11-0021	<u>Mirror Assy</u> BA-CR44-4	2	2	2
11-0022	<u>Packing</u> BA-AR44-353K "O" Ring Parker Compound 77-148 Size 2-134	2	2	2
11-0023	<u>Packing</u> BA-AR44-353L "O" Ring Parker Compound 77-148 Size 2-138	2	2	2
11-0025	<u>Packing</u> BA-AR44-353N "O" Ring Parker Compound 77-148 Size 2-144	2	2	2
11-0025.1	<u>Packing</u> BA-AR44-4098 "O" Ring (#2 Lens Cell)	2	2	2
11-0027	<u>Receptacle</u> BA-AR44-298B Light Socket Long	1	1	1
11-0026	<u>Receptacle</u> BA-AR44-298A Light Socket Short	2	2	2
11-0028	<u>Receptacle</u> BA-AR44-2986 Light Socket Medium	1	1	1
11-0030	<u>Screw</u> BA-AR44-306 Eccentric Lock	8	8	8

Sanitized - Approved For Release : CIA-RDP33-02415A000100190006-3

TOP SECRET

3. SEXTANT: (CONT'D)

11-0031	<u>Sextant Assy</u> BA-ER44-1 Type 5111 (in possession of Sextant Representative)	1	1	1
11-0031.1	Sleeve BA-AR44-396 Erector Tube	1	1	1
11-0032	<u>Socket Assy</u> BA-AR44-7 Light	4	4	4
11-0033	<u>Socket Assy</u> BA-AR44-13A Light Glass Long	2	2	2
11-0034	<u>Socket Assy</u> BA-AR44-13B Light Glass Short	1	1	1
11-0035	<u>Socket Assy</u> BA-AR44-13C Light Glass Medium	1	1	1
11-0036	<u>Coupling</u> BA-BR44-101 Sleeve	1	1	1
11-0037	<u>Coupling</u> BA-BR44-309 Tube	1	1	1
11-0039	<u>Washer</u> BA-BR44-328 Elevation stop	10	10	10
	<u>Bubble Holder</u> BA-BR44-264 Support	2	2	2
	<u>Molecular Sieves</u> Linde Products Type 4A Size 8x12 beads, Can	1	1	1

4. SPECIAL EQUIPMENT:

a. For A-1 Configuration:

4-0001	Solenoid Assy	1	1	1
4-0003	Relay	1	1	1
4-0004	Relay	1	1	1
4-0006	Relay	1	1	1
4-0014	Relay	1	1	1
4-0015	Relay	1	1	1
4-0016	Switch	2	2	2
4-0019	Circuit Breaker	1	1	1
4-0020	Circuit Breaker	1	1	1
4-0021	Circuit Breaker	1	1	1

4. SPECIAL EQUIPMENT: (CONT'D)

4-0023	Switch	1	1	1
4-0055	Solenoid	1	1	1
4-0056	Motor Assy	1	1	1
4-0057	Drive Assy	1	1	1
4-0058	Coupling	1	1	1
4-0059	Solenoid	1	1	1
4-0061	Drive Assy	1	1	1
4-0065	Switch	2	2	2
4-0067	IMC Assy	1	1	1
4-0069	Drive Assy Rocking	1	1	1
4-0070	Motor & Gearhead Drive	1	1	1
4-0117	Shutter Assy	2	2	2
4-0018	Shutter Assy	1	1	1
4-0019	Leaf Assy	1	1	1
4-0122	Spring	2	2	2

b. For A-2 Configuration:

4-0001	Solenoid Assy	1	1	1
4-0003	Relay	1	1	1
4-0004	Relay	1	1	1
4-0006	Relay	1	1	1
4-0014	Relay	1	1	1
4-0015	Relay	1	1	1
4-0016	Switch	2	2	2
4-0019	Circuit Breaker	1	1	1
4-0020	Circuit Breaker	1	1	1

4. SPECIAL EQUIPMENT: (CONT'D)

4-0021	Circuit Breaker	1	1	1
4-0023	Switch	1	1	1
4-0055	Solenoid	1	1	1
4-0056	Motor Assy	1	1	1
4-0057	Drive Assy	1	1	1
4-0058	Coupling	1	1	1
4-0059	Coupling	1	1	1
4-0061	Drive Assy	1	1	1
4-0065	Switch	2	2	2
4-0068	IMC Assy	1	1	1
4-0070	Motor & Gearhead Drive	1	1	1
4-0118	Shutter Assy	3	3	3
4-0119	Leaf Assy	3	3	3
4-0122	Spring	3	3	3

c. For B Configuration:

4-0002	Relay	1	1	1
4-0005	Relay	1	1	1
4-0007	Relay	1	1	1
4-0008	Relay	1	1	1
4-0009	Relay	1	1	1
4-0010	Relay	1	1	1
4-0011	Relay	1	1	1
4-0012	Switch	1	1	1
4-0013	Relay	1	1	1
4-0016	Switch	2	2	2

4. SPECIAL EQUIPMENT: (CONT'D)

4-0017	Adapter	2	2	2
4-0018	Adapter	2	2	2
4-0019	Circuit Breaker	1	1	1
4-0022	Switch	3	3	3
4-0024	Switch	4	4	4
4-0025	Switch	2	2	2
4-0026	Circuit Breaker	1	1	1
4-0027	Switch	1	1	1
4-0028	Circuit Breaker	1	1	1
4-0029	Rectifier	4	4	4
4-0053.1	Brush	2	2	2
4-0053.2	Brush	2	2	2
4-0072	Belt	1	1	1
4-0073	Drive Assy	1	1	1
4-0076	Relay	1	1	1
4-0077	Assy Tension Servo	2	2	2
4-0078	Motor Assy	1	1	1
4-0079	Assy Brake Plate	1	1	1
4-0080	Assy Brake Arm	1	1	1
4-0081	Brake	1	1	1
4-0084	Motor	1	1	1
4-0123	Pin	2	2	2
4-0124	Clutch	2	2	2
4-0125	Valve Assy	1	1	1
4-0126	Solenoid Assy	1	1	1

SPECIAL EQUIPMENT: (CONT'D)

4-0131	Brush	4	4	4
4-0138	Solenoid	1	1	1
4-0139	Plate	1	1	1
4-0141	Motor & Gear	1	1	1
4-0142	Spring	2	2	2
4-0143	Actuator Assy	2	2	2
4-0145	Contact Assy	2	2	2
4-0147	Oblique Data	2	2	2
4-0149	Wedge	2	2	2
4-0140	Plate	1	1	1
4-0150	Spring	1	1	1
4-0151	Coil	1	1	1
4-0152	Slug	1	1	1
4-0153	Sub Assy	1	1	1
4-0153.1	Piston	3	3	3
4-0154	Programmer	1	1	1

d. For Tracker:

13-0008	Assy Band Brake	1	1	1
13-0011	Pawl, Ratchet	1	1	1
13-0013	Catch, Sprocket	1	1	1
13-0014	Stop, Ratchet	1	1	1
13-0021	Switch, Type V3-1	5	5	5
13-0022	Switch, Micro BZR 3RW2T04	1	1	1
13-0023	Done Assy	1	1	1
13-0036	Motor Assy, Metering	1	1	1

4. SPECIAL EQUIPMENT: (CONT'D)

13-0037	Solenoid Assy	1	1	1
13-0038	Motor Assy, Scan	2	2	2
13-0039	Relay (GE)	1	1	1
13-0041	Relay, Magnecraft	1	1	1
13-0042	Relay, Latching	1	1	1
13-0043	Relay, Thermal Time	1	1	1
13-0080	Switch, Micro 12TSL-2	1	1	1
13-0081	Grease, Lub MIL-G-15793	1	1	1
13-0082	Alcohol, Methyl	1	1	1
13-0083	Solvent, Carbon Tet	1	1	1
13-0087	Tape, Adhesive Masing	1	1	1
13-0090	Lamp, Incan Min	5	5	5
13-0091	Lamp, Type 32F	3	3	3
13-0093	Motor, Power Changer	1	1	1
13-0095	Switch, Type 1SML	2	2	2
13-0099	Adhesive, Plibond	1	1	1

5. COMMUNICATIONS: (SYSTEM I - 1B-S, 1B-X, 1D)

a. Test Equipment:

NL	Board, B	1	2	3
----	----------	---	---	---

b. Miscellaneous Items, Spares:

3-0002	Assembly, Reel & Ring Gear (Reel for info recorder)	1	2	3
NL	Detectors, crystal (For S-band antennas)	5	10	15
NL	Fuse, 125v, 1.6A, 3AG	10	10	10
NL	Fuse, 250v, 1A, 3AG	10	10	10

5. COMMUNICATIONS: (CONT'D)

3-0006	Head, magnetic, complete assy	1	1	1
NL	Loop arm assy, take-up	1	1	1
NL	Loop arm assy, supply	1	1	1
3-0012	Motor, take-up reel and gear mox assy	1	1	1
3-0013	Motor, capstan w/elect & mech filter & bracket	1	1	1
3-0015	Motor, supply reel & gear box assy	1	1	1
3-0007	Tape, magnetic, recording, $\frac{1}{4}$ " .5 mil	*1	*1	*1

\*Per mission plus extras

SYSTEM III:a. Miscellaneous Items, Spares:

3-0002	Assembly, Reel & Ring Gear (Reel for info recorder)	1	2	3
NL	Board, B	1	2	3
3-0020	Board, etched assy, 02A	1	1	1
3-0025	Board, etched assy, 02B	1	2	3
3-0030	Board, etched assy, 02C	1	1	1
3-0034	Board, etched assy, 02D	1	2	3
3-0027	Board, etched assy, 03	2	3	4
3-0031	Board, etched assy, 04	2	3	4
3-0033	Board, etched assy, 04A	4	7	11
3-0022	Board, etched assy, 05	3	4	5
NL	Loop arm assy, take-up	1	1	1
NL	Loop arm assy, supply	1	1	1
3-0012	Motor, take-up reel & gear box assy	1	1	1
3-0013	Motor, capstan w/elect & mech filter & bracket	1	1	1
3-0015	Motor, supply reel & gear box assy	1	1	1



5. COMMUNICATIONS: (CONT'D)

3-0007	Tape, magnetic, recording, $\frac{1}{4}$ " .5 mil	*1	*1	*1
--------	---	----	----	----

\* Per mission plus extras

SYSTEM IV:a. Miscellaneous Items:

3-0079	Belt, endless flat $\frac{1}{2}$ x22", Tilton, S-5-302	1	1	2
3-0072.4	Clutch assy, camera flt research, 202-596	1	1	2
7-0211	Electron tube, voltage regulator, miniature, cold cathode, OA2	2	2	2
7-0212	Electron tube, voltage regulator, miniature, cold cathode, OB2	2	2	2
7-0239	Electron tube, receiving sub-miniature, dual control pent, 5636	2	2	2
7-0241	Electron tube, receiving sub-miniature, video pentode, 5639	1	1	1
7-0249	Electron tube, receiving sub-miniature, RF sharp cutoff pentode 5702	4	4	4
7-0251.1	Electron tube, receiving sub-miniature, med-mu triode, 5703WA	2	2	2
7-0257	Electron tube, receiving sub-miniature, dual control RF pentode 5784	1	1	1
7-0259	Electron tube, receiving sub-miniature, sharp cutoff pentode 5840	4	4	4
7-0263	Electron tube, receiving sub-miniature, beam power amp 5902	2	2	2
7-0275	Electron tube, receiving miniature, sharp cutoff RF pentode 6AU6	1	1	1
7-0284	Electron tube, receiving miniature, beam power amp 6005/6AQ5W	2	2	2
7-0285	Electron tube, receiving sub-miniature, med-mu twin tri 6021	6	6	6

5. COMMUNICATIONS: (CONT'D)

7-0287.2	Electron tube, receiving sub-miniature, med-mu twin tri 6111	4	4	4
7-0288	Electron tube, receiving sub-miniature, hi-mu twin triode 6112	2	2	2
7-0289	Electron tube, transmitting, beam power amplifier	2	2	2
7-0294.1	Electron tube, transmitting, 5 pin beam power 807	1	1	1
3-0070.1	Film, Tri-X negative 16mm 400RL rolls	10	10	15
7-0298	Fuse, cartridge instantaneous, $\frac{1}{4}$ amp, 250v, AGX1-4	10	10	10
7-0299.1	Fuse, cartridge, time delay, $\frac{1}{2}$ amp, 250v, Bussman, MDL- $\frac{1}{2}$	10	10	10
7-0300	Fuse, cartridge, time delay, 2 amps, 125v, MDL-2	10	10	10
7-0302	Fuse, cartridge, timedelay, 1 amp, 250v, MDML	10	10	10
7-0308	Fuse, cartridge, instantaneous, 3AG, $\frac{1}{4}$ amp, 250v, 312.250	10	10	10
7-0309	Fuse, cartridge, instantaneous, $\frac{1}{2}$ amp, 250v, 312.500	10	10	10
7-0311.1	Fuse, cartridge, instantaneous, 3 amp, 250v, 312.003	10	10	10
7-0313	Fuse, cartridge, instantaneous, 3 AG, 5 amp, 250v, 312.005	10	10	10
7-0314	Fuse, cartridge, time delay, 3 AG, $\frac{1}{32}$ amp, 125v, 313.032	10	10	10
7-0314.1	Fuse, cartridge, time delay, $\frac{1}{10}$ amp, 125v, little fuse, 31.100	10	10	10
7-0314.4	Fuse, cartridge, time delay, $\frac{1}{4}$ amp, 125v, little fuse, 313.250	10	10	10
7-0316	Fuse, cartridge, time delay, 3 amp, 125v, 313.003	10	10	10

5. COMMUNICATIONS: (CONT'D)

7-0320	Fuse, med delay, stetite case, 3 AG, 12 amp, 250v, 314.012	10	10	10
7-0326	Fuse, cartridge, time delay, 20 amp, 32v, 413.020	10	10	10
3-0072.19	Motor, 28v DC, Western gear Corp, P5B43	1	1	1
3-0067.1	Pre-amplifier, for magnetic amp per R-W DWG 30000215	1	1	1
3-0091.1	Rectifier, silicon 1 amp transistron, nr, TM-34	6	6	6
3-0160.1	Reel, tape 1x14" Ampex, 15179-4	6	6	6
3-0079.5	Register, shift magnetic EBSCO Co, 2R2-W	4	4	4
3-0072.7	Section, hi voltage potted per R-W DWG 50242615	1	1	1
7-0629	Semiconductor, diode silicon 2-wire lead, Hughes, HD6009	10	10	10
7-0631.4	Semiconductor, diode silicon regu- lator axial lead Transistron, SV818	2	2	2
7-0642	Semiconductor, diode silicon 1-lug Transistron Elect Corp, IN341	12	12	12
7-0644.1	Semiconductor, diode silicon 2-wire lead, IN 458	10	10	10
7-0647	Semiconductor, diode IRC, IN554	10	10	10
7-0655.1	Semiconductor, diode, Pacific semi- conductor	5	5	5
3-0074	Solenoid, West Coast Elect, A373	1	1	1
3-0076	Solenoid, West Coast Elect, A375	1	1	1
7-0659	Transistor, silicon junction contact type N-P-N 3 leads, Texas Instr, 903	10	10	10
7-0060	Transistor, silicon junction contact type N-P-N 3 leads, Texas Instr, 904	2	2	2

**TOP SECRET**5. COMMUNICATIONS: (CONT'D)

7-0062	Transistor, silicon junction contact type N-P-N 3 leads, Texas Instr, 951	5	5	5
7-0662.1	Transistor, silicon junction contact type N-P-N 3 leads, Texas Instr, 952	2	2	2
7-0663	Transistor, silicon junction contact type N-P-N 3 leads, Texas Instr, 953	5	5	5
7-0663.1	Transistor, silicon junction contact type N-P-N internal configuration, 970	12	12	12
3-0089.12	Tube, cathode ray nr. 5AQP-11, Dumont mod per R-W DWG nr. 50242649	1	1	1

SYSTEM VI:

3-0006	Head, magnetic, complete assy	1	1	1
NL	Loop arm assy, takeup	1	1	1
NL	Loop arm assy, supply	1	1	1
3-0012	Motor, takeup reel and gear box assy	1	1	1
3-0013	Motor, capstan w/elect & mech filter & bracket	1	1	1
3-0015	Motor, supply reel & gear box assy	1	1	1
3-0007	Tape, magnetic, recording, 1/4", .5 mil	*2	*2	*2
3-0002	Assy, reel & ring gear (reel for info recorder)	2	4	6

\* Per mission plus extras

RADIO SET, ARC-34:a. Airborne Equipment:

5-0019.1	Antenna, stub type 225-400MC, AT-256A/ARC	1	2	2
5-0022.1	Receiver, transmitter, radio, 6W output RT-263/ARC-34	2	3	3
5-0020.1	Control, radio set, manual, req 27.5v, .16A DC, C-1057/ARC-34	1	2	2

5. COMMUNICATIONS: (CONT'D)b. Bench Set (Mock-up)

5-0019.1	Antenna, stub type 225-400MC, AT-256A/ ARC	1	1	1
5-0020.1	Control, radio set, manual, req 27.5V .16A DC, C-1057/ARC-34	1	1	1

c. Spares:

7-0228	Electron tube, Thyatron miniature gas tetrode, 2D21W			
7-0239	Electron tube, receiving sub-minia- ture dual control pentode, 5636	1	2	3
7-0241	Electron tube, receiving sub-minia- ture, video pentode, 5639	1	2	3
7-0248	Electron tube, receiving miniature medium-mu twin triode, 5687	1	2	3
7-0252	Electron tube, receiving sub-minia- ture, medium-mu triode, 5718A	1	2	3
7-0259	Electron tube, receiving sub-minia- ture, sharp cutoff pentode, 5840	2	3	4
7-0261	Electron tube, rectifier sub-minia- ture, high frequency twin diode, 5896	3	4	5
7-0263	Electron tube, receiving sub-minia- ture, beam power amplifier	1	2	3
7-0264	Electron tube, receiving sub-minia- ture, sharp cutoff RF pentode, 5906	1	2	3
7-0284	Electron tube, receiving miniature beam power amplifier, 6005/6AQ5W	2	3	4
7-0285	Electron tube, receiving sub-minia- ture medium-mu twin triode, 6021	1	2	3
7-0291	Electron tube, transmitting, med- ium-mu triode, pencil type, 6263	2	3	4
7-0292	Electron tube, transmitting, med-mu triode, pencil type, 6264	1	2	3
7-0268	Electron tube, receiving miniature sharp cutoff RF pentode, 6AH6	1	2	3

**TOP SECRET**

Sanitized - Approved For Release : CIA-RDP33-02415A000100190006-3

5. COMMUNICATIONS: (CONT'D)

7-0270	Electron tube, receiving miniature beam power amplifier, 6AN5	1	2	3
7-0310.1	Fuse, cartridge instantaneous, 1 amp, 250v Littlefuse, 312001	10	15	15
5-0033	Lamp, incand, t-bulb mid flange base sing cont 28v clear, AN/3140-327	2	3	4
5-0031	Relay, thermal spdt 3 terminal, 28v 3 amp 20 sec delay, 265-20A	1	1	2
5-0032	Relay, thermal spdt 3 terminal, 28v 3 amp 75 sec delay, 265-75A	1	1	2

RADIO COMPASS AN/ARN-6

a. Airborne Equipment:

5-0040	Antenna assy, loop, AS-313B/ARN-6	1	1	1
5-0040.1	Direction finder, set, R-101A/ARN-6	1	2	2
5-0063	Indicator, course meter movement ind 360 deg, azimuth range, ID-250A	1	2	2

b. Spares:

7-0223	Electron tube, receiving standard remote cutoff RF pentode, 12SK7Y	1	2	3
7-0224	Electron tube, receiving standard duplex-diode med-mu triode, 12SW7	1	2	3
7-0231	Electron tube, receiving standard twin pentode power amplifier, 26A7GT	1	2	3
5-0033	Lamp, incand T-bulb mid flange base sing cont 28v clear, AN3140-327	4	6	8

INTERCOM SET AIC-10:

a. Airborne Equipment:

5-0070	Control unit, interphone, C-823/AIC-10	1	2	2
5-0071	Dynamotor, DY-77/AIC-10	1	2	2

TS 160307  
Copy 2 of 5

**TOP SECRET**

5. COMMUNICATIONS: (CONT'D)

b. Spares:

5-0068.1	Jack-telephone, U-92/U	2	3	3
5-0083	Plug, telephone, B459109-3	2	3	3

6. MEDICAL:

	KW Jelly, tube	1	1	2
	Talcum powder, box	1	1	1
	Silicone Grease, tube	1	1	1
	Faceplate cloths, bundle	1	1	1
	Defogging solution, bottle	2	2	2
	Faceplates, 1 per pilot plus 2 spares			
	Spare helmet bladders	2	2	2
	Large "O" rings	6	12	12
	Small "O" rings	6	12	12
	Safety clips	6	6	6
	Package 2x2's	1	2	2
	Quick disconnect hose	1	1	2
	Roll adhesive tape	1	1	1
	Roll armanent tape	1	1	1
	Roll plastic tape	1	1	1
	Leak detector, bottle	1	1	1
	Potting compound with accelerator, can	1	1	1
	Airwick, bottle	1	2	2

TAB



1 November 1958

Appendix 2 (Equipment) to Annex "B", Operations Plan 40-58  
1 November 1958

"EQUIPMENT"1. MAINTENANCE:

<u>ITEM NUMBER</u>	<u>NOUN</u>	<u>AMOUNTS REQUIRED</u>		
		<u>1 A/C</u>	<u>2 A/C</u>	<u>3 A/C</u>
5-0248	Handle Torque Ind 5-150x $\frac{1}{4}$	1	1	1
5-0249	Handle Torque 1200-4800x $\frac{3}{4}$	1	1	1
5-465	Handle Torque 100-750x $\frac{3}{8}$	1	1	1
1-0167	Handle Torque 700-1600	1	1	1
5-0700	Multimeter	1	1	1
1-0376	Drill Elec Port $\frac{3}{8}$	1	1	1
1-0375	Drill Post $\frac{1}{4}$	1	1	1
1-0205 - 1-0233	Drill Fraction $\frac{1}{16}$ - $\frac{1}{2}$ , set	1	1	1
1-0260 - 1-0319	Drill Fraction 1-60, set	1	1	1
1-0234 - 1-0259	Drill Ltr size A to Z, set	1	1	1
1-0372	Hammer PNEU rivet 3X	1	1	1
5-552	Searchlight Elec Port	2	2	3
1-0025	Tire Pressure Guage	1	1	2

COPY 2 OF 5 COPIESTOP SECRET CONTROL NUMBER  
160307

Appendix 2 to Annex "B", Operations Plan 40-58  
1 November 1958

1. MAINTENANCE: (CONT'D)

1-0099	Tensiometer	1	1	1
1-0021	Dripp Pan Air Transport SP-GH-191	6	6	6
1-0084	Can Milk 5 Gal	2	2	2
5-0029	Separator oil and water	1	1	1
5-0548	Cord ext 50 ft	2	2	4
5-0730	Light ext type N-1	2	2	4
5-0547	Wrench ADJ Jaw 10"	1	1	1
5-0363	Wrench ADJ 12"	1	1	1
1-0020	Dip Stick Fuel	2	2	2
1-0026	Harness destruct test	2	2	3
5-0700	Multimeter	1	1	1
5-0551	Flashlight	10	10	15
1-0182	Tool Preset 3/8	1	1	1
1-0183	Tool Preset 1/2	1	1	1
1-0184	Tool Preset 1/4	1	1	1
5-0252	Bender Tube Hand 1/8	1	1	1
5-0254	Bender Tube Hand 7/16	1	1	1
5-309	Bender Tube Hand 5/16	1	1	1
5-077	Clamp "C" 4"	1	1	1
5-078	Clamp "C" 6"	1	1	1
5-0764	Clamp "C" 8"	1	1	1
1-0378	Shaver Rivet PNEU	1	1	1
1-0355	Threading Set Taps & Dies	1	1	1
5-0887	Shovel	1	1	2
5-0357	Sledge	1	1	1
1-0321	File	1	1	1

TOP SECRET

Sanitized - Approved For Release : CIA-RDP33-02415A000100190006-3

1. MAINTENANCE: (CONT'D)

1-0324	File	1	1	1
1-0327	File	1	1	1
1-0330	File	1	1	1
1-0334	File	1	1	1
5-0781	Extractor #1 Screw ezyout	1	1	1
5-0314	Extractor #2 Screw ezyout	1	1	1
5-0315	Extractor #3 Screw ezyout	1	1	1
5-0313	Extractor #4 Screw ezyout	1	1	1
5-0312	Extractor #6 Screw ezyout	1	1	1
5-0679	Gage Manifold Pressure	1	1	1
5-0584	Cleaner vacuum	1	1	1
5-0621	Gloves, cloth, pair	20	20	20
5-0448	Tool ASSY	1	1	1
	AF Form 104c, pads	2	2	3
	Toilet Tissue, box	1	1	2
	Push Brooms	3	3	3
	Green Tags 50D	25	25	25
	Red Tags 50E	25	25	25
	Envelopes	100	100	100
	Scratch Pad	5	5	5
	Sweeping Compound, can	1	1	2
	Bond Paper, reams	4	4	4
	Paper Towels, box	1	1	2
	Nails, 10 penny, lb	12	12	12
	Nails, 16 Penny, lb	12	12	12

Sanitized - Approved For Release : CIA-RDP33-02415A000100190006-3

1. MAINTENANCE: (CONT'D)

	AF Form 96A, pads	2	2	2
	Cups Drinking Water	4000		
	Staples, box	1	1	1
	Batteries for portable searchlight	8		
1-0018	Chock, wheel SP-GH-50	2	2	3
1-0040	Ramp, Landing gear SP-GH-72	2	2	2
	Spout, Oil 7600-363000	2	2	2
1-0012	Cable, Grounding ACFT SP-GH-186	10	10	10
	Pogo, set	1	2	3
	Airframe, cart	1	1	1
	Tail Dolly Cart	1	1	1
	Engine carriage hoist and rollers	1	2	2
	MA-A2, (2 ea)	1	2	2
	Nitrogen cart and two bottles	1	1	1
	Nitrogen bottles	3	3	6
	Oxygen cart and 6 bottles	1	1	1
	Oxygen bottles	30	30	40
	Hydraulic test GIG	1	1	1
	Wing stands	2	4	6
	"A" Hatch per ACFT	1	1	1
	"B" Hatch per ACFT	1	1	1
	Hatch dolly	2	2	3
	6' ladders (2 ea)	2	2	4
	Run-up screens (2 ea)	2	2	4
	Tool boxes	4	11	11

1. MAINTENANCE: (CONT'D)

Compressor and air hose	1	1	1
"A" Frame	1	1	1
Gust Locks and Duct Plugs (set per acft)	1	1	1
Rectifier	1	1	2
Canopy cover	2	2	2
HONDAH	1	1	1
Battery charger plus 3 bulbs	1	1	1
Tie down cables for engine run	1	1	1
Equipment bay hoist	1	2	2
Work bench with vise	1	1	1
Oil #30 for MA2 (cases)	2	2	3
Tow bar, aircraft (2 ea)	1	2	3
Hydraulic jack	1	1	1
Air bags and compressor	1	1	1
Oil 7808, 4808C (cases)	2	4	4
Hydraulic oil (cases)	2	2	3
Fuel LF1A	As Directed		
Fuel 90 Octane	As Directed		
Detonators	2	2	3
1 Barrel #55 90 Octane	1	2	3
1 Barrel #55 JP4 Gas	1	2	3
Barrel Sling	1	1	1
10" SQ steel plates	2	2	3
Hydraulic fill pot	1	1	2

2. ENGINE:

Manifold pressure gage	1	1	1
------------------------	---	---	---

2. ENGINE: (CONT'D)

Vacuum pump	1	1	1
Generator, gas powered 110v 60 cycle	1	1	1
Jet CAL tester	1	1	1

3. SEXTANT:

Spare Instrument	1	1	1
D 1 Sextant	1	1	1
Tool Box	1	1	1
Tripod	2	2	2
Int light box	1	1	1
Artificial Star	1	1	1
Envelope of lens tissue	1	1	1
Multimeter	1	1	1
Box screw assortment, etc..	1	1	1
Can of EC-800	1	1	1
Flight record book	1	1	1
Set of lead wires for D 1	1	1	1

4. SPECIAL EQUIPMENT:

Acetone carbon tet, alcohol (gal ea)	1	1	1
Nitrogen cart and two nitrogen bottles	1	1	1
Dolly, Hatch	1	1	1
Tote bench w/	1	1	1
Bond Paper 8x11			
Onionskin 8x11			
Pencils and erasers			
Carbon paper			
Business envelopes			

TS 160307

4. SPECIAL EQUIPMENT: (CONT'D)

Masking tape  
Armament tape  
Time sheets  
Simpson meter w/prob  
Extension cords  
Hook-up wire  
Soldering iron and solder  
Diodes, resistors and condensers  
Crimp terminals  
Extension cord w/light  
Lens cleaning kit  
MIL spec oil and grease  
Tru-arc pliers and rings asst  
Black lacquer  
Glyptal  
Spin tite set  
Socket set 3/8" drive  
Tote box w/tray  
Taper pins and roll pins asst  
Drill set  
Electric drill 3/8" bit  
Micrometers 1" and 2"  
Emery paper and crocus cloth  
Pip pins (spare)  
Bench vise 2 $\frac{1}{2}$ "

**TOP SECRET**4. SPECIAL EQUIPMENT: (CONT'D)

Vise grips

Drill press vise

Center punch

Nuts and screws asst

Nail puller

Hammer and nails

Empty film can (test clips)

Data chamber bulbs

Micro switches

Torque wrench w/1/4" adapter

Woodruff trays

Green dolly

Tow tool boxes, complete

Vacuum cleaner

Electrical test set

Configuration test cart w/ 1 1 1

Vacuum pump and hose

Larson recorder and paper

115v 400n generator

Rectifier 28v

De-humidifiers 2 2 2

Briefcase (carried by security) w/

Mission data forms

Film identification stickers

Magazine data forms

Maintenance records

TS 160307

**TOP SECRET**



**TOP SECRET**

Sanitized - Approved For Release : CIA-RDP33-02415A000100190006-3

4. SPECIAL EQUIPMENT: (CONT'D)

Pre and post flight forms

Blueprints (elect and mech)

Instruction manuals

M & O's

Flashlight batteries and bulbs

Penlight 1 1 1

Desk Lamp 1 1 1

FOLLOWING EQUIPMENT REQUIRED IF A-1 CONFIGURATION TO BE USED:

Configuration A-1 1  
Film for 732, rolls As Directed  
Film for 730, rolls As Directed  
Magazine gear case wrench  
Magazine 730 3  
Magazine 731 1  
Filters and "f" stops  
Shutter wrench  
Trip down wrenches  
Wind wrenches

FOLLOWING EQUIPMENT REQUIRED IF A-2 CONFIGURATION TO BE USED:

A-2 Configuration 2 2 2  
Film A-2, rolls As Directed  
Magazine 731 3 6 6  
Magazine gear case wrench  
Filters and "f" stops  
Trip down wrenches  
Wind wrenches

TS 16037

Copy 2 of 5

Sanitized - Approved For Release : CIA-RDP33-02415A000100190006-3

4. SPECIAL EQUIPMENT: (CONT'D)

FOLLOWING EQUIPMENT REQUIRED IF "B" CONFIGURATION TO BE USED:

B Configuration	2
Film B 4000 ft 8 rolls	As Directed
Film B 8000 ft 8 rolls	As Directed
"B" A/C mounting brackets	
Splicing kit	
Spool saddle	
Filters and "f" stops	
Unloading shafts for new "B" material	

FOLLOWING EQUIPMENT REQUIRED FOR TRACKER CONFIGURATION:

Trackers	3
Film T-1, rolls	As Directed
Fuses	
Microswitch	
Solenoids	
Two conductor cables w/7 pin connector	
Light bulbs (vert ind and timer)	
Scan and metering motors	
Relay rack	
Timing templates	
P & E Special rolls	
Dummy film	
Nitrogen pressure regulator	
RPM counter and tips	
Timer assy	
Check out stand	

**TOP SECRET**

4. SPECIAL EQUIPMENT: (CONT'D)

- Watch oil
- Dusting brush
- Latches (spare)
- Silica-gel
- H/C cables (spare)

5. COMMUNICATIONS: (SYSTEM 1 - 1B-S, 1B-X, 1D)

a. Airborne System:

3-0001	Antenna, S-Band, A-1 Unit	2	4	6
3-0001	Antenna, X-Band, A-2 Unit	2	4	6
3-0001	Amplifier, C-1 Unit	4	6	8
3-0001	Cable Assy, 7 inch, W-901 & W-906	3	5	7
3-0001	Cable Assy, 30 inch, W-902	2	3	4
3-0001	Cable Assy, 40 inch, W-903	2	3	4
3-0001	Cable Assy, Power, W-904	2	3	4
3-0001	Cover, B Unit, Heated	2	3	4
3-0001	Power supply, C-2 Unit	2	3	4
3-0001	Recorder Assy, B Unit, Less Cover	2	3	4
3-0001	Guide, Instruction	1	1	1
3-0006	Amplifier, Dual Channel, S-603	2	3	4
NL	Cable Assy (Output Rambo to Amp)	3	5	7
NL	Cable Assy (Ant to Rambo)	3	5	7

b. Test Equipment:

3-0056	Box, elect system mockup, SP-GH-181	1	1	1
3-0022	Cable Assy, Test Horn Feed	1	1	1
3-0091	Generator, Signal VHF H&P, 608D	1	1	1

TS 160307

Copy # of 5

**TOP SECRET**

**TOP SECRET**

Sanitized - Approved For Release : CIA-RDP33-02415A000100190006-3

5. COMMUNICATIONS: (CONT'D)

3-0094	Headset, Bursh Electric, 200	1	1	1
3-0022	Horn, S-Band	1	1	1
3-0022	Horn, X-Band	1	1	1
NL	Oscilloscope, Tektronix, 310	1	1	1
3-0123	Oscilloscope, Tektronix, 531	1	1	1
3-0136	Preamplifier, Plug-in Tektronix, 53B	1	1	1
3-0136	Preamplifier, Plug-in Tektronix, 53/54B	1	1	1
NL	Transport, Tape, Ampex	1	1	1
3-0022	Tripod, Test Horn, Mod	1	1	1
3-0167	Voltmeter, Multimeter, Simpson, 260	1	1	1
3-0169	Voltmeter, Vacuum Tube, H&P, 410B	1	1	1

c. Miscellaneous Items, Spares:

3-0082	Demagnetizer, Head, Ampex, 704	1	1	1
3-0084	Dolly, Table Top, Wagnes Co Amer, M-126	1	1	1
3-0083	Dolly, Oscilloscope, Tektronix 500	1	1	1
3-0147	Splicer, Tape, Robins, TS4STD	1	1	1
3-0160	Tool Kit, Electronic, Technician	*1	*1	*1
3-0007	Guide, Instruction, Dual Chan Amp	1	1	1
NL	Guide, Instruction, Amplifier C-1 Units (Info Amplifiers)	1	1	1

\* 1 each per technician

SYSTEM III:

a. Airborne System:

3-0002	Box, Junction	1-1	4	5
3-0002	Cable Assy, Antenna, W-1502	2	3	4
3-0002	Cable Assy, W-1501	2	3	4

**TOP SECRET**

TS 160307

Sanitized - Approved For Release : CIA-RDP33-02415A000100190006-3 5

5. COMMUNICATIONS: (CONT'D)

3-0002	Cable Assy, W-1504	2	3	4
3-0002	Cable Assy, Power, W-1506	2	3	4
3-0002	Cover, B Unit, Heated	2	3	4
3-0002	Receiver, System III	2	3	4
3-0002	Recorder Assy, B Unit, Less Cover	2	3	4
3-0002	Guide, Instruction	1	1	1

b. Test Equipment:

3-0023	Cable Assy, Test Set, W-1503	1	1	1
3-0022 - 3-0069	Cable Assy, Power, Tektronix, COP-16-19	1	1	1
3-0091	Generator, Signal, VHF, H&P, 608D	1	1	1
3-0094	Headset, Bursh Electric, 200	1	1	1
NL	Oscilloscope, Tektronix, 310	1	1	1
3-0123	Oscilloscope, Tektronix, 531	1	1	1
3-0136	Preamplifier, Plug-in, Tektronix, 53B	1	1	1
3-0137	Preamplifier, Plug-in, Tektronix, 53/54B	1	1	1
3-0023	Test Set, Ground	1	1	1
NL	Transport, Tape, Ampex	1	1	1
3-0167	Voltmeter, Multimeter, Simpson, 260	1	1	1
3-0169	Voltmeter, Vacuum Tube, H&P, 410B	1	1	1

c. Miscellaneous Items, Spares:

3-0082	Demagnetizer, Head, Ampex, 704	1	1	1
3-0084	Dolly, Table Top, Magnes Co Amer, M-126	1	1	1
3-0083	Dolly, Oscilloscope, Tektronix, 500	1	1	1
3-0085	Drill, Pneu Port, 1/2 inch GAP	1	1	1
3-0006	Head, Magnetic, Complete Assy	1	1	1

~~TOP SECRET~~

5. COMMUNICATIONS: (CONT'D)

3-0147	Splicer, Tape, Robins, TG4STD	1	1	1
3-0162	Standard, set	1	1	1
3-0162	Standard, set	1	1	1
3-0160	Tool Kit, Electronic, Technician	*1	*1	*1
3-0162	Tool Kit, System III	2	3	3
	Workbench, Wooden, 6x3x3 ft, 3500-038875	1	1	1

\* 1 each per technician

SYSTEM IV:

a. Equipment:

	Cabinet, Filing, 7110-132-6473, 4 drwr	1	1	1
3-0003	Amplifier	2	2	2
3-0003	Antenna Assy Band 1, 2, 3, R&L	4	4	4
3-0003	Antenna Assy Band 4, R&L	4	4	4
3-0003	Antenna Assy Band 5 Horiz R	2	2	2
3-0003	Antenna Assy Band 5 Horiz L	2	2	2
3-0003	Antenna Assy Band 5 Vert R&L	4	4	4
3-0003	Antena Assy Pand 6 Horiz R&L	4	4	4
3-0003	Antenna Assy Band 6 Vert R&L	4	4	4
3-0003	Antenna Assy Band 7 Horiz R&L	4	4	4
3-0003	Antenna Assy Band 7 Vert R&L	4	4	4
3-0003	Antenna Assy Band 8	2	2	3
3-0003	Antenna Assy Band 9	2	2	2
3-0003	Antenna Assy Band 10	2	2	2
3-0003	Camera & Indicator Assy	2	2	2
3-0003	Indicator	2	2	2
3-0003	Preamplifier, Video Bands 8, 9, 10	6	6	6

~~TOP SECRET~~

**TOP SECRET**

Sanitized - Approved For Release : CIA-RDP33-02415A000100190006-3

5. COMMUNICATIONS: (CONT'D)

3-0003	Power supply, R-W 50242274	2	2	2
3-0003	Programmer, Audio & Video	2	2	2
3-0003	Rack & Harness Assy	2	2	2
3-0003	Receiver, Band 1A & 1B	2	2	2
3-0003	Receiver, Band 2	2	2	2
3-0003	Receiver, Band 3	2	2	2
3-0003	Receiver, Band 4	2	2	2
3-0003	Receiver, Band 5	2	2	2
3-0003	Receiver, Band 6	2	2	2
3-0003	Switch Assy, Antenna	2	2	2
3-0003	Transport, Tape	2	2	2
3-0003	Guide, Instruction	1	1	1
3-0160	Tool Kit, Electronic Technician	2	2	2
3-0024	Test Set, System IV Receiver, Consisting of the following:	2	2	2
3-0024	Adapter, Connector, TEE UG-107B/U	1	1	1
3-0024	Cable Assy, Antenna R-W SK24-36-100	1	1	1
3-0024	Cable Assy, Antenna R-W SK24-36-101	1	1	1
3-0024	Cable Assy, Antenna R-W SK24-36-102	1	1	1
3-0024	Cable Assy, Antenna R-W SK24-36-103	1	1	1
3-0024	Cable Assy, Antenna R-W SK24-36-104	1	1	1
3-0024	Cable Assy, Antenna R-W SK24-36-105	1	1	1
3-0024	Cable Assy, Antenna R-W SK24-36-106	1	1	1
3-0024	Cable Assy, Audio Signal R-W SK24-36-37	1	1	1
3-0024	Cable Assy, Oscilloscope R-W SK24-36-29	1	1	1
3-0024	Cable Assy, Power R-W SK24-36-33	1	1	1

TS 160307

Sanitized - Approved For Release : CIA-RDP33-02415A000100190006-3

5. COMMUNICATIONS: (CONT'D)

3-0024	Cable Assy, Power R-W SK24-36-43	1	1	1
3-0024	Cable Assy, Power R-W SK24-36-77	1	1	1
3-0024	Cable Assy, Pulse Signal R-W SK24-36-107	1	1	1
3-0024	Cable Assy, Rack Power R-W SK24-36-38	1	1	1
3-0024	Cable Assy, Rack Power R-W SK24-36-39	1	1	1
3-0024	Cable Assy, Rack Power R-W SK24-36-40	1	1	1
3-0024	Cable Assy, Signal R-W SK24-36-34-100	1	1	1
3-0024	Cable Assy, Signal R-W SK24-36-34-101	1	1	1
3-0024	Cable Assy, Test R-W SK24-36-35	1	1	1
3-0024	Cable Assy, Varisweep Signal, R-W SK24-36-36	1	1	1
3-0024	Frame, Antenna Array Test	1	1	1
3-0024	Generator, FM New London Inst Co, 100D	1	1	1
3-0024	Generator, Mega-Sweep Kay Elect, 110A	1	1	1
3-0024	Generator, Pulse Electro Pulse, 4120A	1	1	1
3-0024	Generator, Signal H & P, 612A	1	1	1
3-0024	Generator, Signal Polarad, MSG-1	1	1	1
3-0024	Generator, Signal Polarad, MSG-2	1	1	1
3-0024	Generator, Signal Polarad, MSG-34 or	1	1	1
3-0024	Generator, Signal H & P, 618D and	1	1	1
3-0024	Generator, Signal H & P, 620A	1	1	1
3-0024	Meter, Megacycle Measurement Corp, 59	1	1	1
3-0024	Oscillator, Audio Hewlett Packard, 200CD	1	1	1
3-0024	Oscilloscope, Tektronix, 531	1	1	1
3-0024	Panel, Power Control Units 1A/1B to 7	1	1	1
3-0024	Power Supply, Dressen-Barnes, D3-150L	2	2	2

TS 160307

Copy 2 of 5



5. COMMUNICATIONS: (CONT'D)

3-0024	Power Supply, Northeast, 1601	2	2	2
3-0024	Preamplifier, Plug-in Tektronix, 53/54C	1	1	1
3-0024	Probe, Attenuator Tektronix, P510A	5	5	5
3-0024	Probe, Oscilloscope Tektronix, P4100A	1	1	1
3-0024	Rack & Bench, Work, Mobile	1	1	1
3-0024	Test Set, Read Out Units 1A/1B to 7	1	1	1
3-0024	Voltmeter, Micro DC Kay Elect, 202B	1	1	1
3-0024	Voltmeter, Multimeter Simpson, 260	1	1	1
3-0024	Voltmeter, Vacuum Tube H & P, 410B	1	1	1
3-0025	Test Set, System IV Recorder, Consisting of the following:	2	2	2
3-0025	Adapter, Reel Assy	1	1	1
3-0025	Bench, Test Mobile	1	1	1
3-0025	Cable Assy, Aux Amp to System Receiver	1	1	1
3-0025	Cable Assy, Aux Amp to System Recorder	1	1	1
3-0025	Cable Assy, Indicator	1	1	1
3-0025	Cable Assy, Monitor	1	1	1
3-0025	Cable Assy, Monitor Amp to Aux Amplifier	1	1	1
3-0025	Cable Assy, Power Extension	1	1	1
3-0025	Cable Assy, Power Input	1	1	1
3-0025	Cable Assy, Remote Control	1	1	1
3-0025	Cable Assy, Record	1	1	1
3-0025	Cable Assy, Test Power	1	1	1
3-0025	Power Supply, R-W SK55-02-56	1	1	1
3-0025	Test Unit, Field	1	1	1
3-0026	Test Set, System IV Terminal Equipment, Consisting of the following:	2	2	2

5. COMMUNICATIONS: (CONT'D)

3-0026	Cable Assy, Interconnection R-W 50240609	1	1	1
3-0026	Cable Assy, Interconnection R-W 50240610	1	1	1
3-0026	Cable Assy, Interconnection R-W 50240611	1	1	1
3-0026	Cable Assy, Interconnection R-W 50240612	1	1	1
3-0026	Cable Assy, Interconnection R-W 50240613	1	1	1
3-0026	Cable Assy, Interconnection R-W 50240614	1	1	1
3-0026	Cable Assy, Interconnection R-W 50240615	1	1	1
3-0026	Cable Assy, Interconnection R-W 50240616	1	1	1
3-0026	Cable Assy, Interconnection R-W 50240681-1	1	1	1
3-0026	Cable Assy, Interconnection R-W 50240681-2	1	1	1
3-0026	Cable Assy, Interconnection R-W 50240681-3	1	1	1
3-0026	Cable Assy, Interconnection R-W 50240681-4	1	1	1
3-0026	Cable Assy, Interconnection R-W 50240681-5	1	1	1
3-0026	Cable Assy, Interconnection R-W 50240681-6	1	1	1
3-0026	Cable Assy, Interconnection R-W 50240683-1	1	1	1
3-0026	Cable Assy, Interconnection R-W 50240683-2	1	1	1
3-0026	Cable Assy, Interconnection R-W 50240683-3	1	1	1
3-0026	Cable Assy, Interconnection R-W 50240683-4	1	1	1
3-0026	Generator, Pulse R-W 50240617	1	1	1
3-0026	Module, Chassis No. 1 R-W 50240605	1	1	1
3-0026	Module, Chassis No. 2 R-W 50240606	1	1	1
3-0026	Module, Chassis No. 3 R-W 50240607	1	1	1
3-0026	Module, Chassis No. 4 R-W 50240608	1	1	1
3-0026	Mounter, Rack Oscilloscope R-W 50240618-1	1	1	1
3-0026	Power Supply, Dressen-Barnes #28-5MXRS	1	1	1
3-0026	Power Supply, R-W 50240604	1	1	1

5. COMMUNICATIONS: (CONT'D)

3-0026	Probe, Attenuator Tektronix , P510A	1	1	1
3-0026	Rack, Equipment R-W 50241970	1	1	1
3-0026	Unit, Plug-in Oscilloscope, MP#12097	1	1	1
3-0026	Unit, Plug-in Oscilloscope, MP#12124	1	1	1
3-0027	Test Set, System IV Power Supply, Consisting of the following:	2	2	2
3-0027	Cable Assy, Test CRE R-W 50242291	1	1	1
3-0027	Cable Assy, Test 12-1 Board R-W 50242288	1	1	1
3-0027	Cable Assy, Test 12-3 Board R-W 50242289	1	1	1
3-0027	Cable Assy, Test 12-4 Board R-W 50242290	1	1	1
3-0027	Test Unit, Electrical Power R-W 50242325	1	1	1
3-0157	Voltmeter, Multimeter, Simpson, 260	1	1	1
	Workbench, Laboratory, 6x3x3 ft, 3500-038875	1	1	1

SYSTEM VI:a. Airborne System:

3-0005	SYSTEM VI, Consisting of the following:	1	2	3
3-0005	Amplifier, C-3 Unit-Modified	6	10	14
3-0005	Amplifier, Dual Channel, 3603	2	3	4
3-0005	Antenna Assy, L-Band L	1	2	3
3-0005	Antenna Assy, L-Band R	1	2	3
3-0005	Antenna Assy, P-Band Belly	1	2	3
3-0005	Antenna Assy, P-Band R & L	2	4	6
3-0005	Antenna Assy, S-Band	2	4	6
3-0005	Antenna Assy, X-Band	2	4	6
3-0005	Cable Assy, Bulkhead to J-Box	1	2	3
3-0005	Cable Assy, Extension	1	2	3

TS 160307

COPY 2 of 5

5. COMMUNICATIONS: (CONT'D)

3-0005	Cable Assy, Jumper L	1	2	3
3-0005	Cable Assy, Jumper R	1	2	3
3-0005	Cable Assy, L-Band Filter to Amp	1	2	3
3-0005	Cable Assy, S-Band L	1	2	3
3-0005	Cable Assy, S-Band R	1	2	3
3-0005	Cable Assy, S-Band Switch to Amp	1	2	3
3-0005	Cable Assy, X-Band to Amp	1	2	3
3-0005	Filter-Amplifier, S-Band, MP#12320 or			
3-0005	Filter-Amplifier, S-Band, MP#12444			
3-0005	Filter Set, L-Band	2	3	4
3-0005	Filter Set, S-Band Antenna Assy	3	5	7
3-0005	Harness Assy, A Hatch Cover Cable	1	2	3
3-0005	Harness Assy, B Hatch Cover Cable	1	2	3
3-0005	Harness Assy, Cheek Area Cable	1	2	3
3-0005	Harness Assy, Cockpit Cable	1	2	3
3-0005	Harness Assy, Nose Area Cable	1	2	3
3-0005	J-Box Assy	1	2	3
3-0005	Mount, Shock Absorbing	3	6	9
3-0005	Power Supply, C-4 Unit	4	6	8
3-0005	Power Supply, HRB Preamplifier	2	3	4
3-0005	Preamplifier, HRB	4	5	6
3-0005	Recorder Assy, B Unit Modified	4	6	8
3-0005	Switch, Transco, Modified	8	14	20
3-0005	Timer Assy, 30 sec half cyc gov or	1	2	3
3-0005	Timer Assy, 30 sec half cyc ungov or	1	2	3
3-0005	Timer Assy, 3 min half cyc gov or	1	2	3

**TOP SECRET**

Sanitized - Approved For Release : CIA-RDP33-02415A000100190006-3

5. COMMUNICATIONS: (CONT'D)

3-0005	Timer Assy, 5 sec half cyc gov or	1	2	3
3-0005	Timer Assy, 15 min half cyc gov	1	2	3

b. Test Equipment:

3-0022	Cable Assy, Test Horn Feed	1	1	1
3-0091	Generator, Signal, VHF, H&P, 608D	1	1	1
3-0094	Headset, Bursh Electric, 200	1	1	1
3-0022	Horn, S-Band	1	1	1
3-0022	Horn, X-Band	1	1	1
NL	Oscilloscope, Tektronix, 310	1	1	1
3-0123	Oscilloscope, Tektronix, 531	1	1	1
3-0136	Preamplifier, Plug-in, Tektronix, 53B	1	1	1
3-0137	Preamplifier, Plug-in, Tektronix, 53/54B	1	1	1
NL	Transport, Tape, Ampex	1	1	1
3-0022	Tripod, Test Horn, Mod	1	1	1
3-0167	Voltmeter, Multimeter, Simpson, 260	1	1	1
3-0169	Voltmeter, Vacuum Tube, H & P	1	1	1

c. Miscellaneous Items, Spares:

NL	Board, B	2	4	6
NL	Detectors, Crystal	5	10	15
3-0082	Demagnetizer, Head, Ampex, 704	1	1	1
3-0084	Dolly, Table Top, Magnes Co Amer, M-126	1	1	1
3-0083	Dolly, Oscilloscope, Tektronix, 500	1	1	1
3-0085	Drill, Pneu Port, $\frac{1}{4}$ ", CAP	1	1	1
NL	Guide, Instruction	1	1	1
3-0007	Guide, Instruction, Dual Chan Amp	1	1	1
NL	Guide, Instruction, HRB	1	1	1

Sanitized - Approved For Release : CIA-RDP33-02415A000100190006-3

**TOP SECRET**

5. COMMUNICATIONS: (CONT'D)

NL	Guide, Instruction, Amplifier G-3 Unit MOD (Info amplifiers)	1	1	1
3-0147	Splicer, Tape, Robins, TS4STD	1	1	1
3-0160	Tool Kit, Electronic, Technician	*1	*1	*1

\* 1 each per technician

RADIO SET ARC-34:a. Airborne Equipment:

3-0032	Mounting, MT-1099/U/ARC-34	1	1	1
--------	----------------------------	---	---	---

b. Bench Set (Mock-Up):

3-0056	Box, Elect System Mock-Up, SP-GH-181	1	1	1
3-0032	Cable Assy, RF-CG-55A/U/ARC-34	1	1	1
3-0032	Mounting, MT-1099/U/ARC-34	1	1	1
3-0032	Receiver Trans, RT-263/ARC-34	1	1	1

RADIO COMPASS AN/ARN-6:a. Airborne Equipment:

3-0031	Mounting, MT-274A/ARN-6	1	1	1
--------	-------------------------	---	---	---

b. Bench Set (Mock-Up):

3-0031	Control Unit, ED-200/ARN-6	1	1	1
3-0031	Direction-Finder, R-101A/ARN-6	1	1	1
3-0031	Indicator, Course Meter Movement Ind 360 deg Azimuth Range, ID-250A	1	1	1
3-0031	Mounting, MT-274A/ARN-6	1	1	1

INTERCOM SET AIC-10:a. Airborne Equipment:

3-0030	Relay, AN-3311-1 (AIC-10)	1	2	2
--------	---------------------------	---	---	---

b. Bench Set (Mock-Up):

3-0030	Control Unit, C-823/AIC-10	1	1	1
--------	----------------------------	---	---	---

5. COMMUNICATIONS: (CONT'D)

3-0030 Dynamotor, DY-77/AIC-10 1 1 1

6. MEDICAL:

D-2 bottles with A-21 regulator and extension breathing hose	2	3	4
High pressure reducing valves with recharger adapter	2	2	2
Pre-breathing Faceplates	2	4	5
High pressure cylinders	2	3	3
Blankets	2	4	6
Bath towels	4	8	12
Hand towels	2	4	6
Boxes Tide	2	2	4
Boxes Kleenex	2	2	2
Seat pack tester	1	1	1
Blank pilot reports	10	15	20
Bathrobe	1	2	2
Thermometers	2	2	4
28 volt battery w/2 cables and alligator clips	1	1	1
Bars soap	2	4	6
Bailout bottle recharger hose	1	2	2
Seatpacks and survival equipment	(1 per pilot plus spare)		
Seat cushion	1	2	3
Parachutes	(1 per pilot plus spare)		
Pressure suits	(2 per pilot)		
Pair heavy coveralls	(1 per pilot)		

6. MEDICAL: (CONT'D)

Helmet assemblies complete	(1 per pilot plus spare)
Pair boots	(1 per pilot)
Pair wool socks	(2 per pilot)
Pair cotton socks	(2 per pilot)
Pair pressure gloves	(2 per pilot)
Underwear, tops	(2 per pilot)
Underwear, bottoms	(2 per pilot)
Pair light coveralls	(1 per pilot)
Heavy back cushion	1 2 3
Light back cushion	1 2 3
Parachute blocks	2 4 6
A-2 Adapter	1 1 1
Mae Wests, MA-2's	(1 per pilot)
Canteens and covers	(2 per pilot)
Amphenol extensions	2 4 6
Pair scissors	1 1 1
Allen wrench	1 1 1
Phillips screwdriver	1 1 1
Screwdriver	1 1 1
14" crescent wrench	1 1 1
6" crescent wrench	1 1 1
Pair pliers	1 1 1
Pair sidecutters	1 1 1
Package needles and thread	1 1 1
Sewing machine, needles and thread	1 1 1
Wooden test block for helmets	1 1 1



6. MEDICAL: (CONT'D)

Suit bag	(1 per pilot)		
Coat hangars	20	20	20
Flashlights	3	3	3
Chair, contour	1	2	2
Kit, medical supplies (3 pcs)	1	1	1

7. ADMINISTRATION:

Typewriter (long carriage)	1	1	1
Footlocker (expendable supplies)	1	1	1
Footlocker (money box & finance records)	1	1	1

8. OPERATIONS:

Operations Mobility Kit	1	1	1
Typewriter, 16" carriage	1	1	1
Safe, field	1	1	1
Table, Drafting	1	1	1
Chair, Drafting	1	1	1

9. SECURITY:

.38 caliber S&W 4" bbl, Nbrs 202782, 203392, 203959	3	3	3
.38 caliber S&W 2" bbl, Nbrs 2305, 6064, 6238	3	3	3
.38 caliber ammunition, 300 rds, boxes	6	6	6
Gun-cleaning equipment, including the following:			
Rods	6	6	6
Brushes	4	4	4
Oil, can	1	1	1
Solvent, can	1	1	1
Patches, package	1	1	1

9. SECURITY: (CONT'D)

Binoculars w/case - Nbrs 26518, 43560	2	2	2
Flashlights, 3 cell	2	2	2
Batteries	12	12	12
Portable searchlights	2	2	2
Tape Recorder (Revere)	1	1	1
Tapes, 5"	10	10	10
Tapes, 7"	3	3	3
Polaroid Camera, w/following attached:	1	1	1
Film, rolls	3	3	3
Flash bulbs, doz	2	2	2
Restricted Area signs	3	3	3
Personnel Badges - Escort Not Required	12	12	12
- Escort Required	9	9	9
Assorted Locks - Padlocks & Keys	15	15	15
- Combination locks	12	12	12
Classified waste - Paper bags	75	75	75
- Barracks bags	2	2	2
Clothes line rope, rolls	3	3	3
Briefcases, w/padlocks	3	3	3
Whistles	3	3	3
Masking tape, rolls	3	3	3
Counter Audio Surveillance Kit	1	1	1
Tools - including the following:			
Hammer	1	1	1
Stapler	1	1	1

~~TOP SECRET~~

9. SECURITY: (CONT'D)


Saw	1	1	1
Hasps, w/screws	24	24	24

~~TOP SECRET~~

TAB

**TOP SECRET**

25X1C4a




1 November 1958

Appendix 3 (Transportation) to "Annex "B", Operations Plan 40-58  
1 November 1958

"TRANSPORTATION"

The following vehicles are required at Advance Base to support Task Force Operation:

<u>TYPE</u>	<u>AMOUNT REQUIRED</u>		
	<u>1 A/C</u>	<u>2 A/C</u>	<u>3 A/C</u>
Sedan, 4-door	1	1	1
Bus, 37-passenger	1	1	1
Truck, 1/4-ton 4X4	2	3	4
Truck, 2 1/2-ton 6X6	1	1	1
Trailer, 40 foot w/tractor	1	1	1
Truck, forklift, 6000 lb capacity	1	1	1
Scooter, Lambretta (furnished by  )	3	3	3

25X1C4a

COPY 2 OF 3 COPIES

TOP SECRET CONTROL NUMBER  
160307

Appendix 3 to Annex "B", Operations Plan 40-58  
1 November 1958

**TOP SECRET**

TAB

1 November 1958

Appendix 4 (Personnel) to Annex "B", Operations Plan 40-58  
1 November 1958

"PERSONNEL REQUIREMENTS"

	<u>AMOUNTS REQUIRED</u>		
	<u>1 A/C</u>	<u>2 A/C</u>	<u>3 A/C</u>
1. <u>COMMAND:</u>			
a. Commander	1	1	1
b. Executive Officer	1	1	1
c. Finance Officer	1	1	1
2. <u>OPERATIONS:</u>			
a. Director of Operations	1	1	1
b. Navigation Officer	1	1	1
c. Weather Officer	1	1	1
d. Administrative Clerk	1	1	1
e. U-2 Pilots	2	3	5
f. Intelligence Officer	1	1	1
3. <u>MATERIEL:</u>			
a. Maintenance Supervisor	1	1	1
b. Crew Chief	1	2	3
c. Aircraft Mechanic	3	6	9
d. Ground Power Mechanic	1	1	2

COPY 2 OF 5 COPIES

TOP SECRET CONTROL NUMBER  
160307

Appendix 4 to Annex "B", Operations Plan 40-58  
1 November 1958

~~TOP SECRET~~

3. <u>MATERIEL: (CONT'D)</u>			
e. Engine Representative	1	1	1
f. Sextant Representative	1	1	1
g. Special Equipment Technician	4	4	4
h. Supply NCO	1	1	1
4. <u>MEDICAL:</u>			
a. Flight Surgeon	1	1	1
b. Personal Equipment Technician	1	1	1
5. <u>COMMUNICATIONS:</u>			
a. Commo Team Chief	1	1	1
b. ELINT Technician	4	4	4
c. Cryptographer	4	4	4
d. Radio Operator/Technician/Cryptographer 3 (if communications not in place)	3	3	3
6. <u>SECURITY:</u>			
a. Security Officer	1	1	1
b. Investigators	6	6	6



TAB

1 November 1958

Appendix 5 to Annex "B", Operations Plan 40-58  
1 November 1958

"PERSONNEL RECAPITULATION"

<u>SECTION</u>	<u>NUMBER OF PERSONNEL*</u>								
	<u>OFFICERS</u>			<u>AIRMEN</u>			<u>CIVILIANS</u>		
Command	1	1	1				2	2	2
Operations	3	3	3	1	1	1	3	5	6
Materiel				1	1	1	12	15	19
Medical	1	1	1	1	1	1			
Communications							12	12	12
Security							7	7	7
Sub-Total	5	5	5	3	3	3	36	41	46
TOTAL	44			49			54		

\*Personnel requirement will vary based on number aircraft involved.  
The above requirements are based on 1, 2 or 3 aircraft.

COPY 2 OF 5 COPIES

TOP SECRET CONTROL NUMBER  
160307

Appendix 5 to Annex "B", Operations Plan 40-58  
1 November 1958

TAB

TAB

~~TOP SECRET~~

1 November 1958

Appendix 7 to Annex "B", Operations Plan 40-58  
1 November 1958

"PACKING, CRATING AND MARKING"

1. PACKING AND CRATING:

a. Air cargo will be packed and crated to provide adequate protection of material in transit while keeping "tare" to a minimum. Technical Order 00-85-9 and other technical orders of the 00-85 series apply. Cognizance should be taken of the fact that problems of long time storage are not encountered and the time enroute is short. Unnecessary interior packing should be avoided as requirements for corrosion control, weather and water proofing are negligible. Necessary action will be taken to assure that inflammables and explosives are not concealed in boxes or equipment.

b. Section heads will be responsible for boxing, cubing and marking of supplies and equipment under their control. Packing lists will be prepared in accordance with paragraph 2d below. They will coordinate with FAK section to insure that all required items have been included in the FAK staging kit.

c. Weighing of boxes will be supervised by the Detachment Mobility Officer who will be responsible for the preparation of cargo manifests. He will also be responsible for formation of teams

COPY 2 OF 5  
TOP SECRET CONTROL NUMBER  
160307

Appendix 7 to Annex "B", Operations Plan 40-58  
1 November 1958

~~TOP SECRET~~

to handle cargo, drive forklifts and assist in loading support aircraft.

2. MARKING:

a. The letter "A" will be placed on all boxes for the Command Section. The letter "B" will be placed on all boxes for the Administrative Section. Suffix #1 will be used for Finance, suffix #2 for Security, suffix #3 for Personnel and suffix #4 for Registry. The letter "C" for all boxes of the Operations Section with suffix #1 for Operations, suffix #2 for Intelligence, #3 for Weather and #4 for Communications. The letter "D" for Materiel with suffix #1 for Materiel Section, suffix #2 for Supply, suffix #3 for Maintenance and suffix #4 for Special Equipment. The letter "E" for the Medical Section with suffix #1.

b. Each box or unboxed item will be assigned a number within each sub unit of the section. Box numbers will be in sequence beginning with number 1 in a circle (1). This number will come right after the section letter and sub unit suffix, i.e., box number four of Communications would be marked C-4-(4).

c. The following section color coding will be painted on three sides of opposite box corners:

- (1) Command - Yellow
- (2) Administration - Orange
- (3) Operations - White
- (4) Materiel - Green
- (5) Medical - Blue

d. Packing lists will be prepared for each box listing all items in the box. These will be prepared in four copies. One copy will go inside the box, one in the waterproof envelope on the outside of the box, one for preparing section and one for supply. Packing lists

will be prepared on AF Form 104C.


e. Cargo manifests will be prepared in five copies by the Detachment Mobility Officer. Two copies to the aircraft commander, one copy to the Security Guard, one copy to the Mobility Officer and one copy to the Director of Materiel.

TAB



**TOP SECRET**

25X1C4a



10 February 1958

Annex "C", Operations Plan 40-58  
10 February 1958

"COMMUNICATIONS"

1. COMMUNICATIONS:

a. Assumptions: It is assumed that the following conditions will exist:

25X6C

(1) Communications between forward area and

25X1C4a



will be handled by

Communications personnel, using



25X1C4a

25X1C4a



radio equipment.

(2) The primary cryptographic system employed will be one time pad, traffic being handled by CW radio. Provision has also been made to use one time tape, traffic being handled by Radio Teletype, if circuit conditions and traffic volume warrant.

(3) A back-up CW signal plan will be available for use in the event jamming negates usefulness of the primary CW signal plan and RTTY.

(4) Traffic will be limited to that essential to the conduct of the operation, both on the primary CW circuit and the RTTY circuit. In the event it becomes necessary to use

**TOP SECRET**

**TOP SECRET**

Sanitized - Approved For Release : CIA-RDP33-02415A000100190006-3

the back-up CW signal plan, traffic will be very strictly limited to that vitally necessary to carry out the operation.

b. Requirements:

(1) Personnel: Five radio operator/cryptographers, one cryptographer, two electronics technicians.

(2) Equipment: See Appendix 2, Annex "B", for a detailed list of equipment to be provided from Detachment and Project resources.

2. ELECTRONICS:

a. Assumptions:

(1) It is assumed that the following conditions will exist:

(a) Except for items of a minor nature, no maintenance facilities will be provided.

(b) Duplication of the ELINT tapes will not be required at the forward area.

(c) Systems I and III will be required.

(d) Conventional airborne communications and navigational equipment will consist of the AN/ARC-34 and AN/ARN-6. The U-2 aircraft will be fully equipped with electronics and communications equipment when it is dispatched to the Advance Base.

b. Requirements: See Appendix 2, Annex "B", for a detailed list of equipment to be provided from [REDACTED] resources.

25X1C4a

**TOP SECRET**

**TOP SECRET**

Sanitized - Approved For Release CIA-RDP33-02415A000100190006-3

3. RESPONSIBILITIES:

a. Communications: It will be the responsibility of the forward communications team leader to conduct the operation of the radio station and signal center. He will assure that the procedures specified in ACP-124(B) are followed. Standard cryptographic procedures will apply to the one time pad and one time tape. Every precaution must be taken to insure that the principles of communications security are strictly observed.

b. Electronics: It will be the responsibility of the forward communications team leader to insure that all communications and ELINT equipment installed in the U-2 aircraft has been thoroughly checked out on the ground and properly pre-flighted in the aircraft.

**TOP SECRET**

TAB

**TOP SECRET**

ANNEX "D"

OPERATIONS PLAN

40-58

1958

"SECURITY"

COPY 2 OF 5 COPIES

TOP SECRET CONTROL NUMBER


160307

ANNEX "D", OPERATIONS PLAN 40-58  
10 February 1958

**TOP SECRET**

**TOP SECRET**

25X1C4a



10 February 1958

Annex "D", Operations Plan 40-58  
10 February 1958

"SECURITY"

1. MISSION:

a. To provide physical security for U-2 aircraft and other Task Force equipment enroute and at Advance Base. The latter will include facilities occupied or utilized by Task Force personnel at Advance Base.

b. To furnish advice and support in all other areas of customary concern to security, including operational, personnel, and administrative security. The latter to include cover considerations.

2. ASSUMPTIONS:

a. That Task Force security personnel will have sole responsibility for perimeter protection of facility used.

b. That Task Force personnel will have an exclusive work area, or, if necessary to share work space with other than Task Force personnel, that access to the work space can be rigidly controlled and is capable of being properly secured.

**TOP SECRET**

TOP SECRET

3. GENERAL INSTRUCTIONS:

- a. The security component will consist of one Security Officer and seven investigators who will provide twenty-four hour coverage.
- b. The Security Officer will acquaint himself with conditions at the staging base which represent security hazards and brief all Task Force personnel accordingly.
- c. The Security Officer will designate couriers to accompany Taks being returned to permanent base.
- d. The Security Officer will coordinate activities of the security component with appropriate agencies at the staging base.
- e. Equipment will be deployed as listed in Appendix 2, Annex "B".

TOP SECRET

TAB



**TOP SECRET**

Sanitized - Approved For Release : CIA-RDP33-02415A000100190006-3

ANNEX "E"

OPERATIONS PLAN

40-58

1958

"MEDICAL/PERSONAL EQUIPMENT"

COPY 2 OF 5 COPIES

TOP SECRET CONTROL NUMBER

160307

ANNEX "E", OPERATIONS PLAN 40-58

~~10 February~~ 1958

Sanitized - Approved For Release : CIA-RDP33-02415A000100190006-3

**TOP SECRET**

1 November 1958

Annex "E", Operations Plan 40-58  
1 November 1958

"MEDICAL/PERSONAL EQUIPMENT"

1. MISSION:

a. To deploy sufficient personal equipment and technicians to an Advance Base, to support from three to six U-2 pilots for an indefinite period. Equipment deployed would be required to support an indefinite number of sorties during the staging period.

2. ASSUMPTIONS:

- a. Base medical personnel and facilities will not be available for treatment of Task Force personnel.
- b. A flight surgeon will be available for consultation on medical problems and will be present for takeoffs and landings.

3. GENERAL INSTRUCTIONS:

- a. Equipment and supplies will be deployed as listed in Appendices 1 and 2, Annex "B".
- b. U-2 ferry pilots will arrive with complete pressure suit and accessories.
- c. Complete survival gear for each pilot will be deployed.

TS 160307  
Copy 2 of 5

**SECRET**