

SECRET

NPIC/R-1569/63

November 1963



PHOTOGRAPHIC INTERPRETATION REPORT

# LO-YANG TRACTOR PLANT NO 1, LO-YANG, CHINA

Declass reveiw-NIMA/DOD

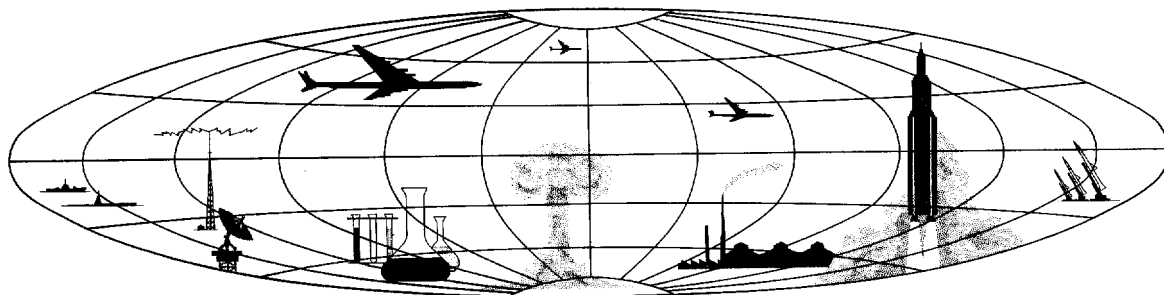


CIA



DIA

NATIONAL PHOTOGRAPHIC INTERPRETATION CENTER



SECRET

NO FOREIGN DISSEM

GROUP 1  
Excluded from automatic  
downgrading and declassification



WARNING

This document contains information affecting the national defense of the United States, within the meaning of Title 18, sections 793 and 794, of the U.S. Code, as amended. Its transmission or revelation of its contents to or receipt by an unauthorized person is prohibited by law.

SECRET  
NO FOREIGN DISSEM

NPIC/R-1569/63

### LO-YANG TRACTOR PLANT NO 1, LO-YANG, CHINA

This report, prepared in response to DIA requirement DIAAP IR5-2, is the first of a series that will cover selected industrial installations in China.

25X1A  
25X1A

Lo-yang Tractor Plant No 1 [redacted] is situated 5 nm WSW of Lo-yang at 34-41N 112-22E. Approximately 415 acres in area, the plant is wall-secured and road-and-

rail-served. Electrical power is furnished by the Lo-yang Thermal Power Plant [redacted] situated immediately north of the tractor plant. In [redacted] the tractor plant appeared active.

25X1A  
25X1A  
25X1D

Major components of the plant as shown on Figure 2 are described in Table 1.

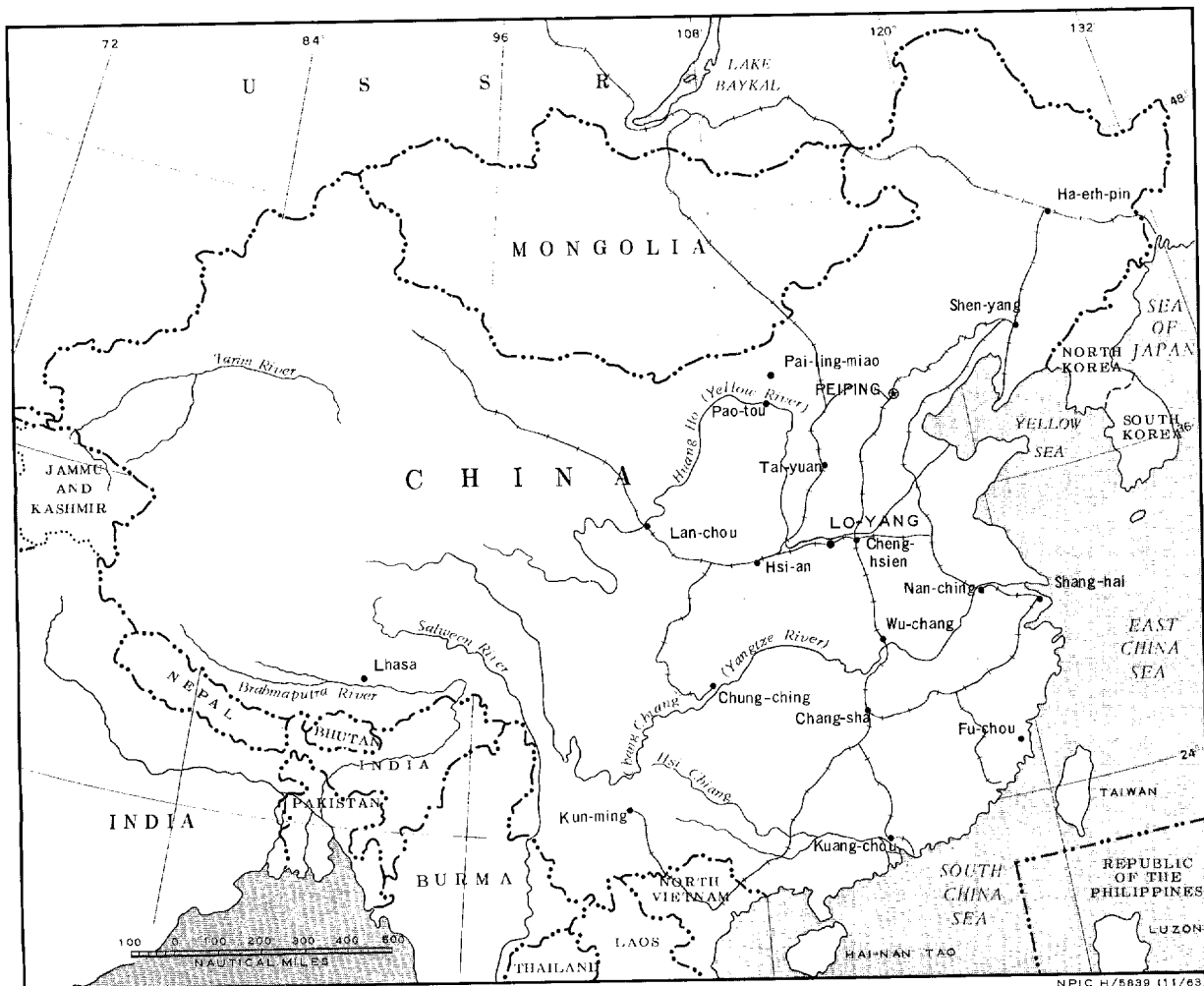


FIGURE 1. GENERAL LOCATION MAP, LO-YANG, CHINA.

SECRET  
NO FOREIGN DISSEM

SECRET  
NO FOREIGN DISSEM

NPIC/R-1569/63




FIGURE 2. LO-YANG TRACTOR PLANT NO. 1

ITEMS KEYED TO TABLE 1

NPIC H-5840 (11/63)

25X1D

SECRET  
NO FOREIGN DISSEM

*Table 1. Facilities at Lo-yang Tractor Plant (Items are keyed to Figure 2)*

Item	Type	Length (ft)	Width (ft)	Remarks
1	Shipping yard			178 DT-54-type and 34 S-80-type tractors
2	Raw material storage			
3	Administration-type building	415	55	
4	Raw material storage			
5	Workshop	300	115	
6	Machine shop	360	245	
7	Machine shop	440	300	
8	Carpentry shop	445	260	
9	Workshop	460	170	New since [REDACTED]
10	Workshop	280	85	
11	Retort building	375	110	
12	Coal supply			
13	Machine shop	510	325	
14	Foundry	395	385	New since [REDACTED]
15	Machine shop	470	230	
16	Probable foundry	540	405	
17	Unidentified building	335	80	Still under construction
18	Gasometer [REDACTED]			
19	Probable sub-assembly building	765	445	100 percent expansion since [REDACTED]
20	Probable machine shop	800	350	
21	Machine shop	500	160	
22	Probable foundry	505	410	
23	Probable compressed air area			
24	4 administration-type buildings			Totaling 40,000 sq ft of floor space
25	2 administration/support-type buildings			Totaling 24,000 sq ft of floor space
26	Shop	125	85	
27	Probable final assembly building	735	415	
28	Probable machine shop	765	355	
29	Forging shop	645	270	
30	Probable machine shop	685	205	In early stages of 100 percent expansion 100 percent expansion since [REDACTED]
31	Assembly building	430	165	
32	2 semi-buried tanks [REDACTED]			
33	Probable machine shop	780	305	
34	Unidentified building	470	340	Still under construction
35	Lo-yang Thermal Power Plant			

25X1D  
25X1D

25X1D

25X1D

25X1D

25X1D

25X1D

NPIC/R-1569/63

REFERENCES

PHOTOGRAPHY

<u>Mission</u>	<u>Date</u>	<u>Camera</u>	<u>Frame</u>	<u>Classification</u>
----------------	-------------	---------------	--------------	-----------------------

25X1D

25X1C

MAPS OR CHARTS

ACIC. US Air Target Chart, Series 200, Sheet 0385-8AL, 1st ed, Apr 60, scale 1:200,000 (SECRET)

REQUIREMENT

DIAAP IR5-2

NPIC PROJECT

J-371/63 (partial answer)

Approved For Release 2000/08/04 : CIA-RDP78B04560A001800010045-0

SECRET  
NO FOREIGN DISSEM

Approved For Release 2000/08/04 : CIA-RDP78B04560A001800010045-0

SECRET  
NO FOREIGN DISSEM