

**BASIC IMAGERY
INTERPRETATION
REPORT**

**NATIONAL PHOTOGRAPHIC
INTERPRETATION CENTER**

SVERDLOVSK GUIDED MISSILE PRODUCTION PLANT 8

25X1




STRATEGIC WEAPONS INDUSTRIAL FACILITIES

USSR

25X1



25X1



TOP SECRET 25X1



RCA-09/0007/71

COPY NO 10

7 PAGES

**DECLASS REVIEW by
NIMA/DOD**

GROUP 1: EXCLUDED FROM
AUTOMATIC DOWNGRADING
AND DECLASSIFICATION

25X1



25X1

25X1

INSTALLATION OR ACTIVITY NAME

Sverdlovsk Guided Missile Production Plant 8

COUNTRY

UR

25X1

25X1


25X1

UTM COORDINATES

NA

GEOGRAPHIC COORDINATES

56-52-20N 060-36-58E



25X1

MAP REFERENCE

US Air Target Chart 200, Sheet 0156-18, scale 1:200,000

LATEST IMAGERY USED



NEGATION DATE (if required)

NA

25X1

ABSTRACT

1. The production of SA-4 (GANEF) SAM system components has been confirmed at Sverdlovsk Guided Missile Production Plant 8. As of [redacted] Plant 8 consisted of more than 80 structures with a total floorspace of 299,175 square meters (3,220,320 square feet).

25X1

2. A basic description of the plant facilities is provided, including chronological and dimensional data. Photographs, a line drawing with accompanying tables, and a location map are also provided.

INTRODUCTION

3. The Sverdlovsk Guided Missile Production Plant 8 occupies approximately 160 acres in the northern section of the city of Sverdlovsk, USSR. The Sverdlovsk Heavy Equipment Plant Uralmash Ordzhonikidze [redacted] is adjacent to the northwestern corner of Plant 8 and probably supplies it with steel (Figure 1). The production of SA-4 (GANEF) SAM system components at Plant 8 has been confirmed by photography. All item numbers referenced in this report are keyed to Figure 3 and Table 2.

25X1

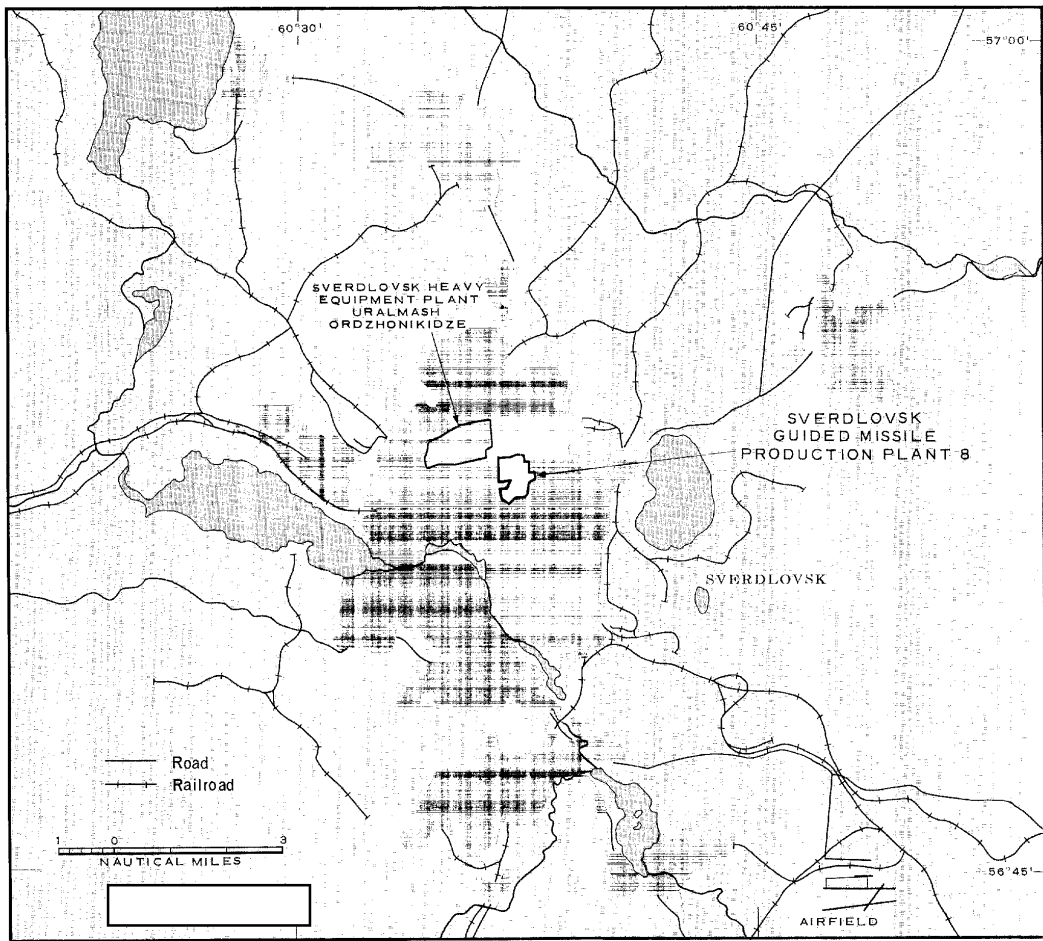



FIGURE 1. LOCATION OF SVERDLOVSK GUIDED MISSILE PRODUCTION PLANT 8



25X1



25X1


25X1

25X1



25X1

25X1



BASIC DESCRIPTION

25X1

4. On photography of [redacted] Plant 8 consisted of more than 80 structures with a total floorspace of 299,175 square meters (3,220,320 square feet). These structures include forge and foundry buildings and heat-treatment buildings where units are cast and formed; machine shops where the units are further processed and brought within tolerances; fabrication and assembly buildings; and final assembly halls where the various components are brought together for assembly of the final products. The floorspace devoted to each building type is presented in Table 1. A detailed description of the structures is presented in Table 2 and their distribution is portrayed in Figures 2 and 3.

25X1

5. On photography of [redacted] possible expansion was visible near the southwestern corner of the plant (Figures 2 and 3). One new machine shop was constructed (item 56), and an unidentified building (item 57) was still under construction. The unidentified building will have a spiral ramp in its center. This area may be included within the security fence when the construction is complete.

Chronology

25X1

6. Plant 8 had 122,783 square meters (1,321,636 square feet) of floorspace when it was first covered on [redacted] photography on [redacted]. The plant was approximately doubled in size between [redacted]. During this period 130,708 square meters (1,406,936 square feet) of floorspace was added. Between [redacted] 1970, an additional 39,485 square meters (425,022 square feet) of floorspace was added. On [redacted] 6,199 square meters (66,726 square feet) of floorspace was under construction. Table 1 presents a detailed chronology of the plant construction including a functional identification of buildings, where possible.

25X1

25X1

25X1

GANEF Production

25X1

7. SA-4 (GANEF) SAM system components were first observed on [redacted] and have been observed on all subsequent coverages of good interpretability.* These components have been observed in three open storage areas within the plant. GANEF transporter-launchers, sustainer canisters, and booster crates have been observed consistently in two separately walled open storage areas in the northern section of the plant (Figures 2, 3, and 4). The eastern area has a rail-served handling building (item 12) with a high-bay section. The high-bay section probably houses a gantry crane to load the components into rail cars. The western open storage area has no buildings. Two rail spurs enter the area, and one is served by a loading ramp. No special rail cars have been observed in these areas. Several normal length boxcars, approximately [redacted] have been observed within and adjacent to the areas. On photography of [redacted] [redacted] GANEF booster crates were observed in open storage in the southern section of the plant (Figure 2). The crates were between the possible final assembly hall of the newest fabrication and assembly building (item 21) and the two possible final product storage and transshipment buildings (items 9 and 10).

25X1

25X1

25X1

25X1

*GANEF components have been observed on [redacted]

25X1

Table 1. Chronology of Sverdlovsk Guided Missile Plant 8 with divisions of types of buildings constructed during each period.*

	Fabrication and assembly bldgs and final assembly halls	Machine Shops	Forge and foundry bldgs and heat treatment bldgs	Administration and engineering bldgs	All other bldgs	Total floorspace for each period
Completed when first observed on [redacted]	[redacted]					
Completed between [redacted]						
Completed between [redacted]						
Under construction on [redacted] (assuming one-story structures)						
Total floorspace for each bldg type as of [redacted]						

25X1

25X1

25X1

25X1

25X1

25X1

*Dimensions are in square meters with square feet included in parentheses.

25X1

25X1



Next 1 Page(s) In Document Exempt

TOP SECRET

Approved For Release 2005/06/08 : CIA-RDP78T04563A000800010008-1

RCA-09/0007/71

Table 2. Sverdlovsk Guided Missile Production Plant 8 (Item numbers keyed to Figure 3)

Item Number	Probable Function or Description	Dimensions*						Floorspace (square feet)	First Observed Completed	Comments
		Length (meters)	Width (meters)	Height	Floorspace (square meters)	Length (feet)	Width (feet)			
1	Railroad equipment maintenance building								Rail served.	
2a	Possible warehouse								Rail served with an adjacent open storage area.	
b	Administration and engineering section								Three floors.	
3a	Fabrication and assembly building								Rail served.	
b	Administration and engineering section								Two floors.	
c	Fabrication and assembly building addition								Rail served.	
d	Administration and engineering section addition								Two floors.	
4	Unit building									
5	Unit building wing									
6a	Unit building								Under construction on [redacted]	
b	Unit addition									
7	Administration and engineering building								Three floors.	
8a	Scrapplant								Has 4 stacks, a conveyor system, and a coal storage yard.	
b	Three scrapplant additions								(See above)	
9	Possible final product storage and transshipment building								Rail served.	
10	Possible final product storage and transshipment building									
11	Possible final product storage and transshipment building								A rail-served gantry is adjacent to it.	
12a	GANEF components handling building, highbay section									
b	GANEF components handling building, single-story section								Rail served within a secured open storage area.	
c	GANEF components handling building, single-story section								(See above)	
13	GANEF components storage building								(See above)	
14	Storage building								Rail served.	
15	Water cooler									
16a	Possible foundry								Rail served.	
b	Administration and engineering section								Three floors.	
c	Forge and foundry section								Rail served.	
d	Administration and engineering section								Three floors.	
17	Unit building									
18	Unit building									
19	Unit building									
20a	Machine shop								Three stories.	
b	Administration and engineering section									
21a	Fabrication and assembly building								Three stories.	
b	Possible final assembly hall									
c	Administration and engineering section								Three stories.	
d	Fabrication and assembly building addition									
e	Possible final assembly hall addition									
f	Administration and engineering section addition								Three stories.	
22	Unit building									
23	Possible compressor building									
24	Unit building									
25	Storage building									
26	Storage building									
27	Woodshop									
28	Woodshop									
29a	Storage-shed section									
b	Two storage-shed additions									
c	Storage-shed addition									
30	Unit building									
31a	Unit building								Has one waste stack.	
b	Unit building addition									
32a	Possible heat-treatment building									
b	Possible administration and engineering section								Two floors.	
33	Possible heat-treatment building								Rail served.	
34	Unit building									
35a	Heat-treatment building								Has nine waste stacks.	
b	Administration and engineering section								Three floors.	
36	Unit building									
37a	Unit building									
b	Unit building addition									
38a	Fabrication and assembly building									
b	Administration and engineering section								Two floors.	
39	Possible machine shop									
40a	Fabrication and assembly building								Rail served.	
b	Possible final assembly hall									
c	Administration and engineering section								Four floors.	
41	Unit building									
42	Switchhouse									
43	Switchhouse									
44	Unit building									
45	Unit building									
46a	Unit building								Four floors.	
b	Administration and engineering section									
47	Maintenance building									
48	Vehicle shed									
49	Possible laboratory building								Three floors with six vents on the roof.	
50	Administration building								Four floors.	
51	Possible administration bldg									
52	Administration building								Four floors.	
53	Administration building								Three floors.	
54a	Fabrication and assembly building									
b	Possible final assembly hall									
c	Administration and engineering section								Three floors.	
55	Unit building									
56a	Machine shop									
b	Administration and engineering section								At least two floors.	
57	Unit building wing								Under construction on [redacted]	
	31 utility and storage buildings									
	Total floorspace of plant									

*Lengths and widths are gross overall dimensions. Heights are of the main portion of each structure.
 **Totals are derived by adding Metric units and converting total to English units.

TOP SECRET

Approved For Release 2005/06/08 : CIA-RDP78T04563A000800010008-1

RCA-09/0007/71

25X1

TOP SECRET [redacted]

RCA-09/0007/71 [redacted]

Approved For Release 2005/06/08 : CIA-RDP78T04563A000800010008-1

25X1




FIGURE 4. GANEF COMPONENTS STORAGE AND TRANSHIPMENT AREAS, SVERDLOVSK GUIDED MISSILE PRODUCTION PLANT 8

8. Plant 8 has the capacity to produce GANEF transporter-launchers, sustainer airframes and canisters, booster cases, and booster shipping crates. The sustainer engine would probably be brought in from another plant as no test cells are observed at Plant 8. The booster cases would have to be shipped to a propellant plant to be loaded, as no propellant plant is within Plant 8.

9. Plant 8 is served by a network of rail spurs and has an extensive hard-surface road pattern. Electric power is obtained from the local Sverdlovsk power grid and fed into two


separately-walled transformer yards (Figure 3). Water is obtained from local reservoirs. Heat and steam are supplied by a steamplant (item 8) within the plant.

Security

10. Plant 8, except for one building (item 46), is entirely enclosed by a wall. Also, a separate wall may be around this building. Two open storage areas containing GANEF components are separately walled within the main walled area.

25X1

TOP SECRET [redacted]



25X1

Approved For Release 2005/06/08 : CIA-RDP78T04563A000800010008-1

25X1

25X1
25X1

~~TOP SECRET~~

RCA-09/0007/71

REFERENCES

25X1

IMAGERY



MAPS OR CHARTS

US Air Target Chart 200, Sheet 0156-18, scale 1:200,000

REQUIREMENT

COMIREX J02
NPIC/IEG/MSD/DMB Project 221331

25X1
25X1

[redacted] provides the most recent usable coverage of the plant as of [redacted]
the best photography was obtained from [redacted]

25X1

~~TOP SECRET~~

25X1

~~TOP SECRET~~

~~TOP SECRET~~