

ILLEGIB

Approved For Release 2001/08/20 : CIA-RDP78T05439A000200330058-4

Approved For Release 2001/08/20 : CIA-RDP78T05439A000200330058-4

Copy 51
4 Pages

**PUNCHED
VERIFIED**

~~TOP SECRET~~
NO FOREIGN DISSEM

ADD REF

CIA/PIR-5/63
May 1963

CENTRAL INTELLIGENCE AGENCY
PHOTOGRAPHIC INTELLIGENCE REPORT

**SHEN-YANG AIRFRAME PLANT 112
SHEN-YANG (MUKDEN), CHINA**

S-9029



Declass Review, NIMA/DoD

Handle Via **TALENT** Control Only

6/3/63

WARNING

This document contains classified information affecting the national security of the United States within the meaning of the espionage laws U. S. Code Title 18, Sections 793 and 794. The law prohibits its transmission or the revelation of its contents in any manner to an unauthorized person, as well as its use in any manner prejudicial to the safety or interest of the United States or for the benefit of any foreign government to the detriment of the United States. It is to be seen only by personnel especially indoctrinated and authorized to receive TALENT information. Its security must be maintained in accordance with TALENT regulations.

Published and Disseminated by

NATIONAL PHOTOGRAPHIC INTERPRETATION CENTER

~~TOP SECRET~~
NO FOREIGN DISSEM

GROUP 1
Excluded from automatic
downgrading and declassification

SHEN-YANG AIRFRAME PLANT 112

25X1A

Shen-yang Airframe Plant 112* (41-52N 123-26E; [REDACTED] is located 4 nautical miles north-northeast of the center of Shen-yang (Mukden), northeast China (Figure 1). It is adjacent to Mukden North Airfield and also is served by a rail spur from the Shen-yang-Ha-erh-pin (Harbin) rail line.

25X1D

25X1D

25X1D

A comparison of [REDACTED] photography with coverage of [REDACTED] 1/ shows that 4 buildings, a wind tunnel, a compressor house, 15 pressurized tanks, and the bases for 9 additional tanks have been added, with an increase of [REDACTED] of floor space (Figure 2). This total does not include a 360- by 340-foot shop/subassembly building under construction. When completed this will make an additional

122,400 square feet of floor space. These additions are identified and described on Figure 2.

A low level of activity is indicated by the absence of smoke, rail cars, and roof discoloration; and the presence of only six aircraft (one FAGOT/FRESCO, one COLT, and four FARMER) on the airfield and in the vicinity on [REDACTED]

25X

An aircraft test revetment located at this plant (Figure 3) appears to be similar to Soviet test revetments located at Saratov Airframe Plant 292 and Kuybyshev Airframe Plant, Stalin 1. 2/ It is probable that the revetments are for noise abatement during full-power testing of high-performance engines with afterburners. The two structures inside the revetment probably house instruments for measuring and calibrating engine performance.

*Formerly known as Shen-yang Airframe Manufacturing Co. Plant No 2.

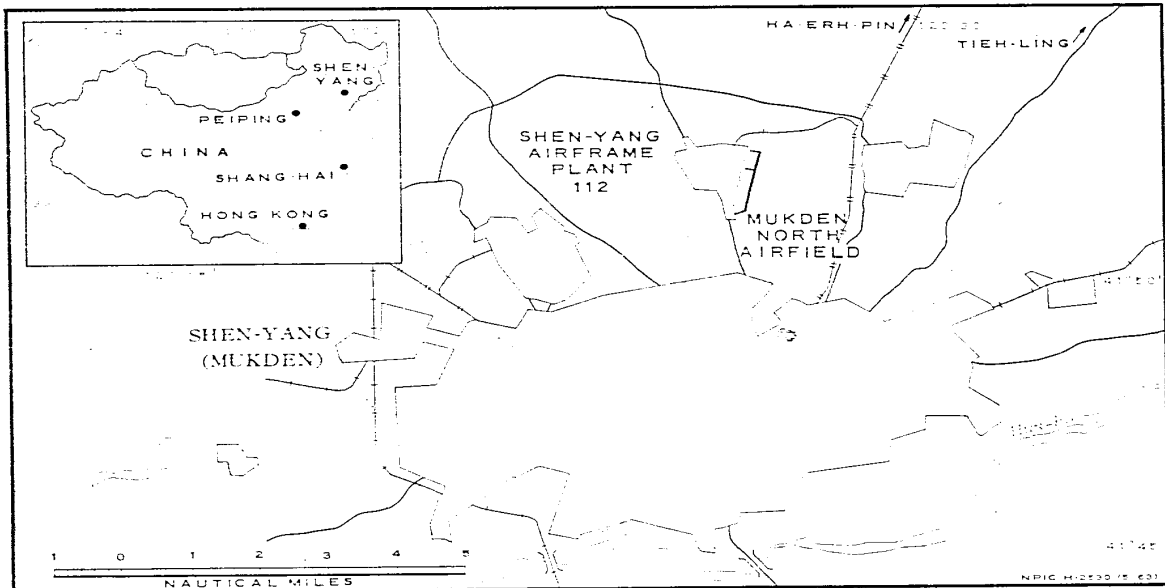


FIGURE 1. LOCATION OF SHEN-YANG AIRFRAME PLANT 112.

CIA/PIR-5/63

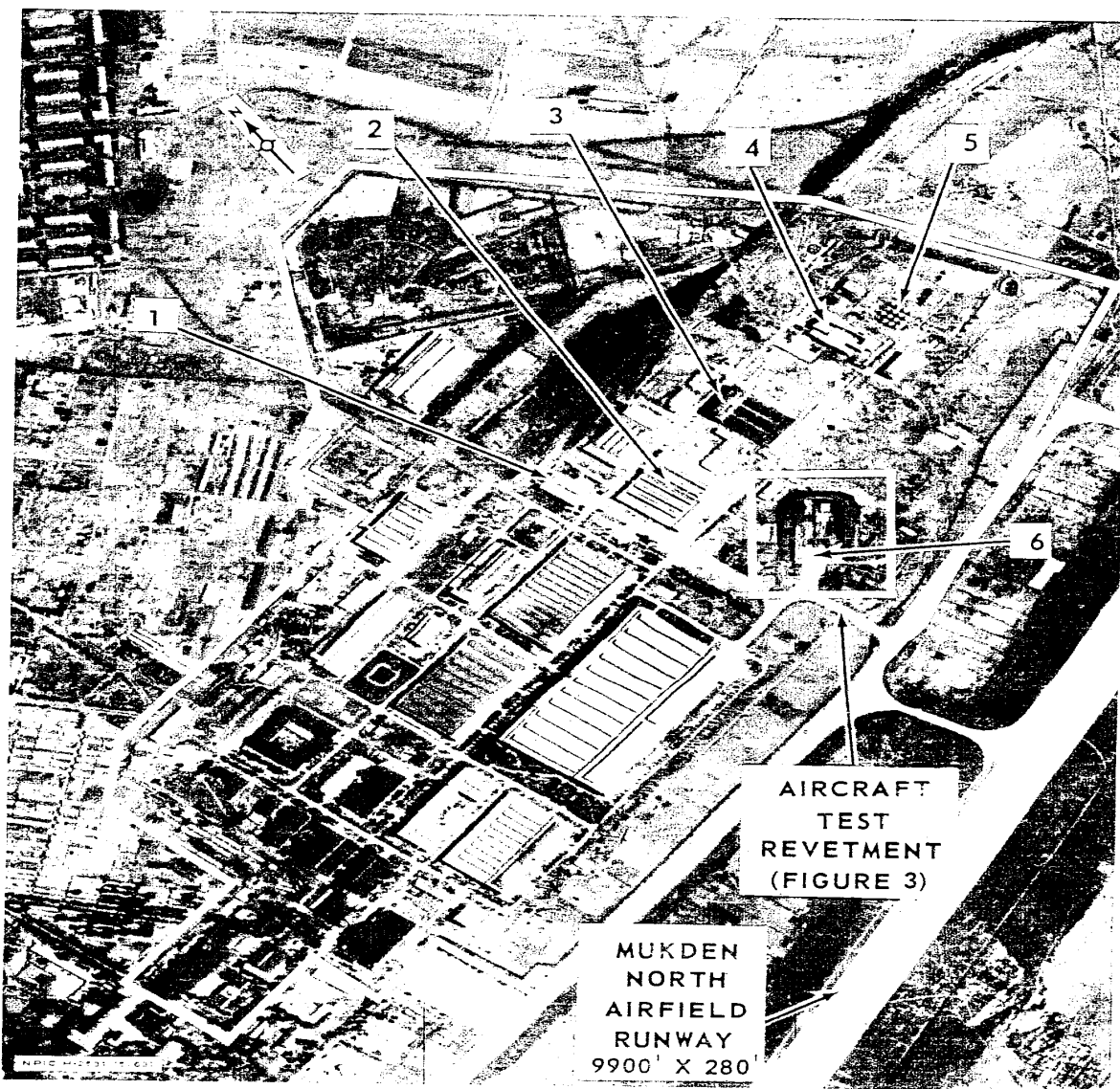


FIGURE 2. NEW CONSTRUCTION AT AIRFRAME PLANT SINCE

KEY TO ANNOTATIONS ON FIGURE 2

- 25X1D 1. Probable aircraft maintenance shop, 190 by 120 feet and [REDACTED] high, flat-roofed with longitudinal monitor, southeast end open; 22,800 square feet of floor space.
- 25X1D 2. Subassembly building, 360 by 325 feet overall, flat-roofed with transverse monitors; one section 30 feet wide and [REDACTED] high is probable parts section; 117,000 square feet of floor space.
3. Shop subassembly building under construction, 360 by 340 feet. One half appears to be completed, 340 by 180 feet. It appears that the building, when completed, will consist of six bays each 220 by 60 feet, an assembly hall 360 by 90 feet, and a parts section 360 by 30 feet in size. Height of the high-bay section was not determined.
4. Wind tunnel.
5. Fifteen pressurized tanks with bases for nine more, and compressor house.
- 25X1D 6. Unidentified building (also shown on Figure 3) [REDACTED] square feet of floor space.

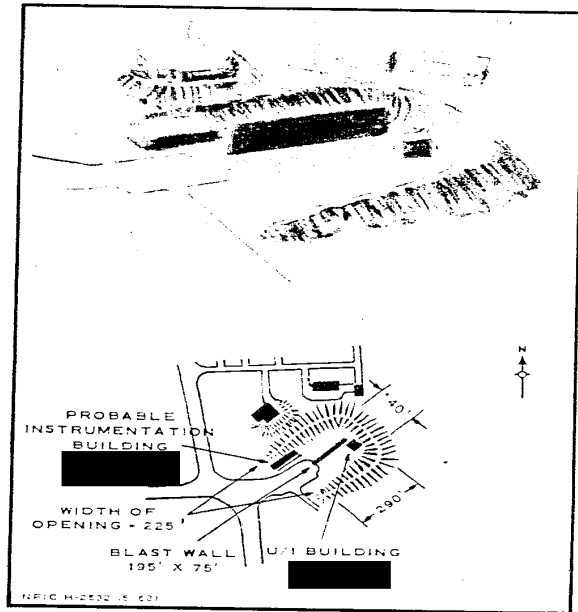



FIGURE 3. AIRCRAFT TEST REVETMENT.

TOP SECRET CHESS
NO FOREIGN DISSEM

CIA/PIR-5/63

REFERENCES

25X1C



MAPS OR CHARTS

SAC. US Air Target Chart, Series 200, Sheet 0290-11HL, 3d ed, Dec 61 scale 1:200,000 (SECRET, Noform)

DOCUMENTS

25X1A

1. Air. Detailed Photo Intelligence Report No 128, Shen-yang Aircraft Manufacturing Co. Plant No 2, Apr 56 (TOP SECRET [REDACTED])
2. Air. Photo Intelligence and Category Analyst Brief Number TB 60-8, Aircraft Test Revetments At Kazan, Kuzybyshev, Voronezh, and Saratov Airframe Plants, USSR, Mar 60 (TOP SECRET CHESS)

REQUIREMENT

CIA. ORR E R-77/62

PROJECT NUMBER

C-630/62

- 4 -

TOP SECRET CHESS
NO FOREIGN DISSEM