

ILLEGIB

25X1C

~~SECRET~~

DECLASS REVIEW BY NIMA / DoD

PIC/JB-1009/61  
March 1961

JOINT PHOTOGRAPHIC INTELLIGENCE BRIEF

S-11062

AIRCRAFT REPAIR PLANT 458

LENINGRAD, USSR



ARMY




NAVY



CIA

**MINICARD COPY**

Published and Disseminated by  
CENTRAL INTELLIGENCE AGENCY  
PHOTOGRAPHIC INTELLIGENCE CENTER



25X1C

~~SECRET~~

**SECRET**

25X1C

PIC/JB-1009/61

AIRCRAFT REPAIR PLANT 458

LENINGRAD, USSR

Aircraft Repair Plant 458 (59-59N 30-17E) is located in the northern outskirts of Leningrad, adjacent to the Leningrad/Kolomyagi Airfield. It is a major repair facility in the Leningrad area for both airframes and engines of military aircraft. The plant occupies an area of approximately 3,000,000 square feet and contains 448,700 square feet of floor space. It is both road and rail served.

25X1D


A comparison of [REDACTED] photography shows that considerable change has taken place in this plant. One of the large production shops, destroyed during World War II, has been reconstructed. One workshop, 270 x 100 feet, has been removed, and only 8 of 25 original storage buildings are now present. A former section, located west of the main plant across a small stream, appears to be no longer associated with the plant.

The major components of the plant are identified and described on the accompanying line drawing and table of plant structures.

REFERENCES

PHOTOGRAPHY

25X1D



MAPS or CHARTS

25X1A

SAC. US Air Target Mosaic, Series 25, Sheet [REDACTED]  
2d ed, scale 1:25,000 (S)

**MINICARD COPY**

- 1 -

**SECRET**

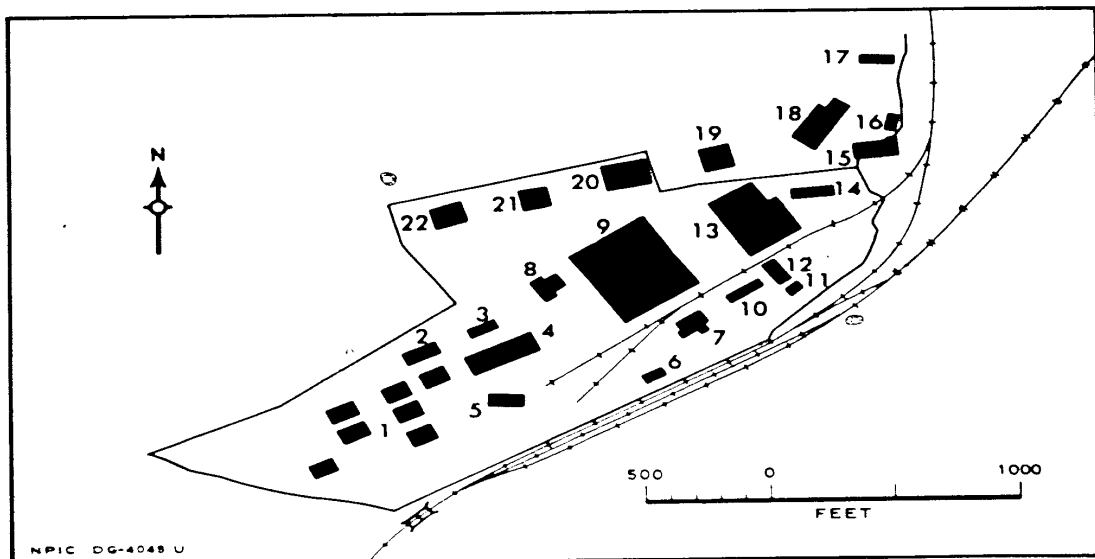
25X1C



SECRET

25X1C

PIC/JB-1009/61



AIRCRAFT REPAIR PLANT 458, LENINGRAD, USSR

25X1D

- 2 -

SECRET

25X1C

25X1C

SECRET

PIC/JB-1009/61

TABLE OF PLANT STRUCTURES

No.	Type of Building	Length/Width/Height (ft)	Floor Space (sq ft)
1	Warehouses (7)	105 x 60 x 10	44,100
2	Warehouse	145 x 50 x 10	7,250
3	Warehouse	120 x 35 x 10	4,200
4	Production shop	290 x 85 x 20	24,650
5	Warehouse	130 x 60 x 10	7,800
6	Warehouse	90 x 35 x 10	3,150
7	Steam plant	140 x 70 x 45	9,800
8	Shop	70 x 55 x 10	3,850
	wing	90 x 45 x 10	4,050
9	Production shop	415 x 360 x 30	149,400
10	Shop	170 x 30 x 20	5,100
11	Shop	70 x 35 x 10	2,450
12	Shop	105 x 60 x 20	6,300
13	Production shop	300 x 190 x 30	57,000
	wing	180 x 45 x 30	8,100
14	Shop	190 x 35 x 20	6,650
15	Administration*	190 x 50 x 20	19,000
16	Warehouse	80 x 45 x 10	3,600
17	Warehouse	130 x 40 x 10	5,200
18	Hangar	170 x 100 x 40	17,000
	wing	70 x 70 x 40	4,900
19	Hangar	120 x 105 x 20	12,600
20	Hangar	200 x 105 x 20	20,100
21	Hangar		10,200
22	Hangar		12,250
TOTAL			448,700

\*Two-story building

25X1D

- 3 -

SECRET

25X1C