

Estimated Soviet Defense Spending in Rubles: Recent Trends and Prospects

An Intelligence Assessment

Secret

SR 79-10156
December 1977

NATIONAL SECURITY INFORMATION
Unauthorized Disclosure Subject to Criminal Sanctions

Classified by 004836
Exempt from General Declassification Schedule
of E.O. 11652, exemption category:
Sec. 5B(2)
Automatically declassified on:
date impossible to determine

SECRET

Estimated Soviet Defense Spending in Rubles: Recent Trends and Prospects

*Central Intelligence Agency
National Foreign Assessment Center*

December 1977

Key Judgments

Total Defense Spending

Our estimates of the ruble cost of Soviet defense activities during the period 1970-76 indicate that:

- Soviet spending for defense, defined to correspond to US budgetary accounts and measured in constant 1970 prices, has been growing at an average annual rate of 4 to 5 percent, from 40-45 billion rubles in 1970 to 52-57 billion rubles in 1976.
- Defined more broadly, as Soviet practice might require, defense spending grew from 45-50 billion rubles in 1970 to 57-62 billion rubles in 1976.

Composition and Allocation

Ruble estimates provide insight into the resource composition of the Soviet defense effort and the trends in resource allocations among the branches of service. Analysis based on the narrower definition of defense—for which the estimates are more detailed and precise—indicates that:

- The shares allocated to investment, operating, and RDT&E remained fairly constant during the 1970-76 period. About half of total spending went for investment, about 30 percent for operating expenditures, and about 20 percent for RDT&E.
- The Soviet Navy and Ground Forces received roughly constant shares of investment and operating spending during the period. Spending for the Strategic Rocket Forces and the Air Forces displayed cyclical behavior, and the Air Defense Forces' share of investment and operating expenditures decreased by about one-fifth.

SECRET

Economic Impact

The defense effort has had a substantial impact on the Soviet economy:

- During the 1970-76 period, defense spending consumed an almost constant share of Soviet GNP—11 to 12 percent or 12 to 13 percent, depending on how defense spending is defined.
- Defense production consumed about one-third of the final product of machine-building and metalworking, the branch of industry that produces investment goods as well as military hardware.

Prospects

The average annual growth rate of 4 to 5 percent implied by these estimates exceeds the average annual rate at which we expect the Soviet economy to grow in the years ahead. Econometric projections are that Soviet GNP will grow at about 4 percent a year through 1980, but that growth will fall off thereafter—probably to about 3 to 3.5 percent. Yet, the projected economic slowdown notwithstanding, Soviet spending for defense is likely to continue to grow at roughly its current rate into the 1980s, whether or not a SALT II agreement is concluded.

SECRET

CONTENTS

	<i>Page</i>
Key Judgments	i
Preface	iv
Methodology	1
Confidence in the Estimates	1
Estimates of Total Defense Spending	1
Resource Implications	2
Prospects	2
Impact of a SALT II Agreement	4
Defense Spending by Resource Category	4
Investment	4
Operating	4
RDT&E.....	5
Spending by the Services	5
Strategic Rocket Forces	6
Air Defense Forces	6
Air Forces	6
Navy	6
Ground Forces	7
Command and Support	7

Charts

	<i>Page</i>
Figure 1. Estimated Soviet Expenditures for Defense, 1970-76	2
Figure 2. Percentage Shares of Estimated Soviet Investment and Operating Expenditures for Military Services	5
Figure 3. Growth of Estimated Soviet Investment and Operating Expenditures by Branch of Service, 1970-76	5

iii

SECRET

SECRET

PREFACE

This report presents CIA's estimates of Soviet spending for defense during the 1970-76 period. It complements our dollar cost comparison of Soviet and US defense activities¹ and expands upon the estimates which the Director of Central Intelligence presented to the Joint Economic Committee of the US Congress in June 1977.

The estimates are couched in ruble terms to reflect the costs of military equipment and activities in the USSR. Such estimates are done to assist in assessing the impact of defense on the Soviet economy, resource considerations confronting Soviet defense planners, and the relative priorities assigned to the forces and activities which make up the Soviet defense effort. Constant prices are used so that the estimates reflect only real changes in defense activities, not the effects of inflation. The use of 1970 prices permits comparison of estimated defense expenditures with other CIA estimates of Soviet economic performance, which also use that price base.

¹ SR 77-10140, *A Dollar Cost Comparison of Soviet and US Defense Activities, 1966-76*, October 1977 (SECRET).

SECRET

Estimated Soviet Defense Spending in Rubles: Recent Trends and Prospects

Methodology

In the USSR, information on defense spending is a closely guarded state secret. Only one statistic—a single-line entry for “defense”—is reported each year in the published state budget. This figure is uninformative, because its scope is not clearly defined and its size appears to be manipulated to suit Soviet political purposes. (Changes in the announced defense figure do not appear to reflect the changes we have observed in the level of military activities.)

To provide the information which the official “defense” entry does not, CIA annually estimates the cost of Soviet defense activities. Our estimates begin with the detailed identification and listing of the activities and physical components which make up the Soviet defense program for a given year. By a variety of methods this data base is converted into two value estimates, one in rubles, the other in dollars. For some components, such as military personnel, the data are costed directly, using available ruble prices and costs and dollar prices and costs. For other components, conversions are made from one value base to the other by applying dollar-to-ruble and, to a much more limited degree, ruble-to-dollar conversion factors. Where possible, the results of direct costing are checked for reasonableness against Soviet statistics.

For two of the main components of defense spending—investment and operating expenditures—prices and quantities are estimated separately for each major element. The remaining component—military research, development, testing, and evaluation (RDT&E)—does not lend itself to this approach. Consequently, the cost of military RDT&E is estimated by another method—analysis of Soviet information on expenditures for science.

Confidence in the Estimates

Our annual estimates reflect a continuing effort to acquire more and better data and to improve our methods. The past year’s effort has increased our confidence in the estimates. Still, those presented in this report have a margin of error which could be substantial for some items. Our confidence is highest in the estimates of the aggregate total and the investment category. Analysis of published Soviet economic statistics and intelligence information relating to the year 1970 yields results which are consistent with our direct costing estimates for that year. Moreover, because the direct costing methodology reflects the actual changes observed in Soviet defense activities over time, we are confident that the general upward trend in these estimates is correct.

Our confidence in the estimates at the lower levels of aggregation varies from category to category. We have high confidence in our estimates for major naval ships. These are easily observed and are costed directly in rubles, using Soviet data which have been found to be reliable. Reasonable confidence can also be assigned to the estimates of spending for missile and aircraft systems and for pay and allowances of uniformed military personnel. We have less confidence in our cost estimates for the smaller procurement items such as general purpose vehicles and some ground force weapons. We are least confident of the estimates of military RDT&E costs. These estimates rely on Soviet data which are ill-defined and difficult to analyze.

Estimates of Total Defense Spending

We do not know precisely how the Soviets define their defense spending. This report uses two definitions: one corresponding to that used in

SECRET

Estimated Soviet Expenditures for Defense, 1970-76

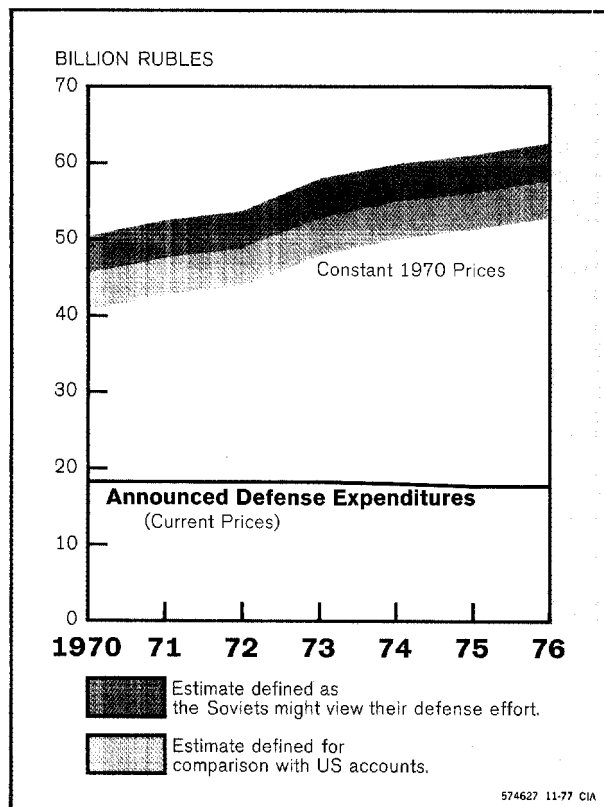


FIGURE 1

SECRET

the United States and a broader definition including additional costs which the Soviets might classify as spending for defense. These additional costs include expenditures for military stockpiling, foreign military assistance, and space programs that are operated by the military in the USSR but by the National Aeronautics and Space Administration in the United States.

Defined to correspond to US accounts, estimated Soviet spending for defense increased from 40-45 billion rubles in 1970 to 52-57 billion rubles in 1976, measured in constant 1970 prices. Defined as the Soviets might view their defense effort, estimated spending increased from 45-50 billion rubles in 1970 to 57-62 billion rubles in 1976.

Under the narrower definition, for which the estimates are more detailed and precise, esti-

mated Soviet defense spending increased at an average annual rate of 4 to 5 percent for the period. The annual growth rates varied during the period, however, reflecting primarily fluctuations in procurement outlays for aircraft and strategic missiles. As in earlier periods, procurement displayed a cyclical pattern as acquisition of older weapon systems tapered off before that of follow-on systems peaked.

Resource Implications

Although no single measure adequately describes the economic impact of the Soviet defense effort, defense spending's share of GNP often is used for this purpose. Defense now accounts for 11 to 12 percent of Soviet GNP under the narrower definition of defense spending and for 12 to 13 percent of GNP under the broader definition. Because defense spending grew only slightly faster than the economy as a whole during the 1970-76 period, there was little change in the share of GNP taken by defense.

Another indication of the economic impact of defense activities is defense's share of crucial industrial output. During the period, defense consumed about one-third of the final product of machine-building and metalworking, the branch of Soviet industry that produces investment goods as well as military hardware. Defense requirements also absorbed most of the output of integrated circuits.

These measures give evidence of a substantial commitment of resources to defense. But there are also a number of noneconomic considerations which Soviet leaders would weigh in deciding on future defense programs. These factors include the leaders' views of foreign military threats, their perception of the relationship between military power and the success or failure of Soviet foreign policies, and the strength of the institutional forces which support defense programs.

Prospects

The Soviet economy probably will continue to grow at its current rate of roughly 4 percent a year through 1980, but we believe that from 1981

SECRET

through 1985 the average annual growth of GNP will fall—probably to about 3 to 3.5 percent, and possibly to about 2 to 2.5 percent. (The higher projection reflects the likely impact of a declining growth rate in the labor force and continuing Soviet inability to achieve offsetting growth in productivity. The lower projection reflects, in addition, the impact of a projected decline in oil production unaccompanied by vigorous energy conservation measures.)²

Our projections of Soviet spending for defense into the 1980s are less certain than our estimates of spending in past years. But the trends revealed by our estimates and the evidence gathered in preparing them provide a reasonable basis for such projections. We believe defense spending is likely to continue to grow into the 1980s at about its current rate—some 4 to 5 percent per year. The increasing costs of new military hardware, the weapons development programs currently under way, and continuing capital investment in the defense industries all lead us to this conclusion. The scant return likely from a transfer of resources from defense to civilian production and the Soviet perception of the future strategic environment also lead us to believe that Soviet defense spending will continue to grow.

A major factor in the growth of Soviet defense spending is the rapidly increasing costs of new weapon systems. As in the United States, the increasing complexity of new weapons has resulted in escalating development, production, and maintenance costs. Such cost escalation is clearly evident in the new systems entering the forces in the 1970s—particularly in aircraft, ballistic missiles, and naval ships.

Given the new weapons development programs now under way, the increasing cost of new military hardware is likely to become a more important determinant of defense spending in the 1980s. Military RDT&E programs include potentially costly systems for all of the Soviet armed services. In the strategic forces, new solid- and liquid-propellant ICBMs, including a large

follow-on to the SS-18, are being developed, as are new strategic naval missiles. Air defense programs for improving surveillance and control and for new fighters and low-altitude surface-to-air missiles are being pursued. Still other systems are being developed for the air, ground, and naval forces. Not all of these systems under development will be deployed, but several will enter production by the early 1980s, continuing to shift the weapons acquisition mix toward more expensive systems. Even if procured at a slower pace than their predecessors, these systems will drive weapons acquisition and maintenance costs upward.

We also see continued capital construction at defense industrial facilities—some apparently related to weapons development programs and some apparently designed to enhance productive capacity. Much of the capital construction we have observed is occurring at facilities associated with the production of land- and sea-based strategic missiles and high-performance aircraft—those costly systems that have been driving procurement and maintenance costs upward.

We believe that if the Soviets were to reduce defense spending's growth as a remedy for their economic ills, they would have to break sharply with current spending trends to achieve appreciable results. Our econometric analysis indicates, for example, that freezing defense investment at its projected 1980 level and reducing military manpower by 1 million between 1981 and 1985 would increase the average annual rate of growth in Soviet GNP by about one quarter of one percent.³ A shift from defense to consumer goods production—which might seem attractive to some Soviet leaders—also would yield limited returns and would be difficult to implement because many defense production resources could not be transferred readily to consumer goods production. Moreover, it would probably encounter opposition from substantial segments of the civilian economic establishment as well as from the powerful leaders and institutions of the defense sector.

² See ER 77-10436, *Soviet Economic Problems and Prospects*, July 1977 (SECRET).

³ See ER 77-10436.

SECRET

3

SECRET

Soviet perceptions of the future strategic environment also increase the likelihood that the upward trend in defense spending will continue into the 1980s. The Soviets are impressed by the dynamism of Western military programs and are concerned with the Chinese threat. They are particularly unsettled by recent US discussions of the neutron bomb and by decisions on the B-1 bomber, cruise missile, and M-X mobile missile. The uncertainty with which they view the future strategic relationship with the West argues for Soviet prudence in planning future military forces and discourages measures to reverse the upward trend in defense spending.

Impact of a SALT II Agreement

A strategic arms limitation agreement along the lines currently being discussed probably would not slow the growth in Soviet defense spending significantly. Strategic weapons development and production programs might be stretched out, and missile procurement levels could be somewhat lower than otherwise forecast. But procurement and maintenance of intercontinental attack systems subject to limitation currently account for only about one-tenth of annual ruble expenditures for defense, and the impact of the strategic forces on growth in defense spending has been muted in recent years by the increasing importance of expenditures for general purpose aircraft. In addition, because many of the resources devoted to strategic programs are highly specialized, the Soviets would be more likely to reallocate them to weapons programs not limited by the agreement than to civilian uses. Thus the effects of a SALT II agreement on economic growth and consumer satisfaction would be small and probably do not in themselves constitute a strong incentive for an agreement.

Defense Spending by Resource Category

A useful way of analyzing Soviet defense spending is to break it down into three principal resource categories—investment, operating, and RDT&E. Investment spending reflects the flow of new equipment and facilities into the military forces; operating expenditures are those associ-

ated with the day-to-day functioning of the military; and RDT&E expenditures give some indication of plans for future force modernization. The resource analysis that follows is based on estimates of defense spending defined to correspond to US accounts.

During the 1970-76 period the relative shares of investment, operating, and RDT&E expenditures in total Soviet spending for defense remained fairly constant. About half of defense spending went for investment, about 30 percent for operating expenses, and about 20 percent for RDT&E.⁴

Investment

Defense investment consists of the procurement of weapons, equipment, and major spare parts and the construction of facilities. Most investment—more than 90 percent—was for procurement, and most procurement spending was for the acquisition of weapons. The bulk of weapons acquisition outlays went for large, expensive items—first for aircraft and then for missiles and naval surface ships and submarines. Spending for equipment for the support of deployed forces—such as radar and general purpose vehicles—was lower but grew rapidly and steadily throughout the period.

Operating

Operating expenditures can be divided into personnel costs and operation and maintenance expenditures. Personnel costs—for pay and allowances, food, personal equipment, retirement, and medical care—averaged about 60 percent of operating expenditures and approximately 15 percent of total spending for defense between 1970 and 1976. Operation and maintenance expenditures—for the maintenance of equipment and facilities, purchases of petroleum and lubricants, utilities, transportation, and com-

⁴ A previous paper on estimated Soviet defense spending (SR 76-10121) reported that investment and operating each consumed 40 percent of total spending. The difference between that report and this one reflects a change in definitions. Spending for major spare parts is now classified as an investment rather than an operating expense. The change makes our reporting consistent with US Department of Defense practice and with reported Soviet practice as well.

SECRET

munications leasing—were consistently lower than personnel costs, but increased more rapidly.

RDT&E

Because the ruble cost estimate for RDT&E is based on highly aggregated and tenuous data, its growth and composition cannot be discussed with great confidence or in detail. Nevertheless, the information on which the estimates are based—published Soviet statistics on science, statements by Soviet authorities on the financing of research, and evidence on particular RDT&E projects—suggests that military RDT&E activities receive approximately 20 percent of total defense spending and that they grew steadily during the period.

Spending by the Services

The Soviet armed services are organized into five branches—Strategic Rocket Forces, Air Defense Forces, Air Forces, Navy, and Ground Forces. Our costing methodology makes it possible to estimate the allocation of much of defense spending among these forces. We cannot, however, estimate how the costs of RDT&E or of

Percentage Shares of Estimated Soviet Investment and Operating Expenditures for Military Services

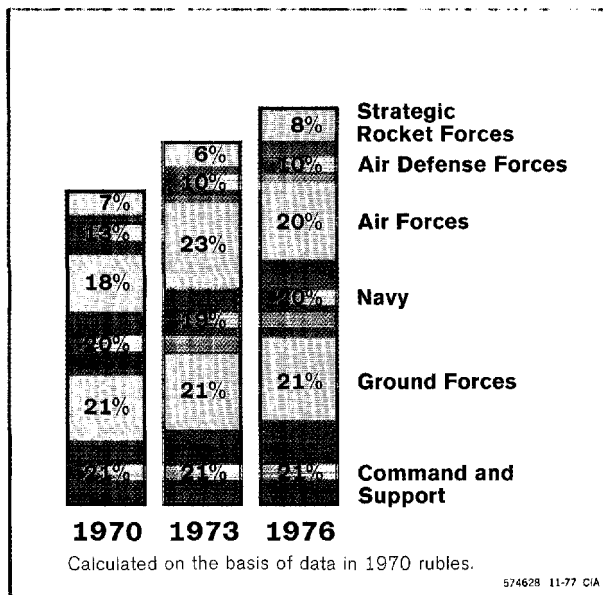


FIGURE 2

SECRET

SECRET

Growth of Estimated Soviet Investment and Operating Expenditures by Branch of Service, 1970-76

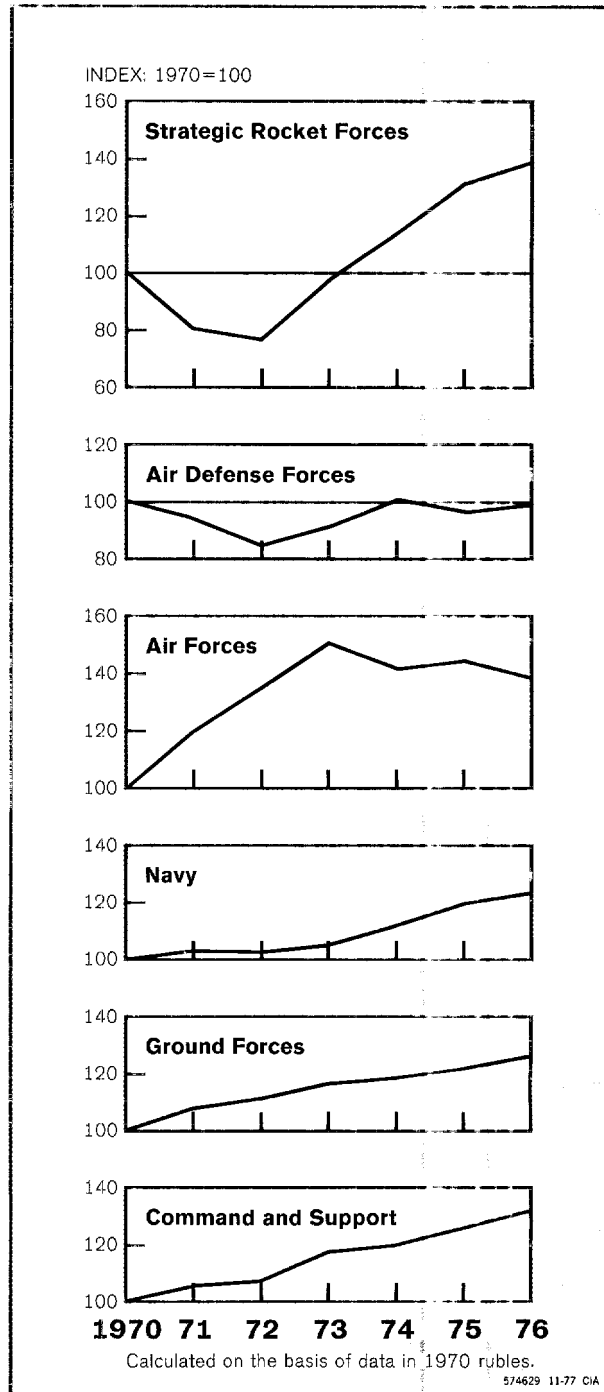


FIGURE 3

SECRET

5

SECRET

certain command, rear service, and other support functions are allocated to the separate forces. The discussion that follows excludes RDT&E and assigns the command and support functions to a separate category.⁵ Again, the analysis is based on the narrower and more detailed definition of spending for defense.

Strategic Rocket Forces

Spending for the Soviet Strategic Rocket Forces (SRF), which operate land-based strategic missiles, averaged about 7 percent of total investment and operating spending during the 1970-76 period. But SRF spending moved in a cyclical fashion. From 1970 to 1972 it decreased both absolutely and as a share of total outlays, reflecting the decreasing procurement of the SS-9, SS-11, and SS-13 ICBM systems. Thereafter, the level and share of spending for the SRF increased as a new missile procurement cycle began with the deployment of the SS-17, SS-18, and SS-19 ICBMs.⁶

Air Defense Forces

The Soviet Air Defense Forces are responsible for defending the USSR against attack by hostile aircraft and ballistic missiles. Spending for this branch of service averaged about 10 percent of total investment and operating expenditures during the 1970-76 period. Between 1970 and 1972, however, it fell both absolutely and relatively, and while the absolute level of the Air Defense

⁵ This category should not be confused with command, control, and communications, the costs of which are distributed among all the forces in this analysis.

⁶ We now believe that the SRF's average share of spending is lower and its cyclical fluctuations are less pronounced than reported in our last published estimates. The earlier estimates showed the share of defense spending allocated to the SRF growing from 11 percent in 1970 to 14 percent in 1975, compared with the current estimate of 7 percent in 1970 and 8 percent in 1976. A part of the change in our estimates is due to reassigning some of the costs of nuclear materials to command and support. This is consistent with our understanding of the Soviet treatment of such materials, which are centrally controlled by a Main Directorate of the Ministry of Defense. Most of the change results from new estimates of Soviet missile costs. The change does not reflect a decrease in the estimates of the number of missiles produced and deployed. It does indicate that these weapons are somewhat less costly than estimated last year.

Forces' spending increased thereafter, their share of total expenditures did not. In 1976 their share was some one-fifth lower than in 1970. The decline in the early 1970s resulted from reductions in the rate of procurement of the SA-2 and SA-5 surface-to-air missile systems and of Fiddler and Flagon aircraft. The rise in the absolute level of spending after 1972 was due to increased procurement of interceptor aircraft—first the Foxbat and then the Flogger.

Air Forces

The Soviet Air Forces include three components—Long Range Aviation, Frontal (Tactical) Aviation, and Military Transport Aviation. Expenditures for the Air Forces averaged about 20 percent of total investment and operating spending during the 1970-76 period and—like those for the SRF—moved in cyclical fashion. Between 1970 and 1973, spending for the Air Forces increased absolutely and relatively. Thereafter it decreased as a share of total forces spending, but its absolute level fluctuated slightly from year to year. Over half of this spending went to Frontal Aviation. The second largest share—a little more than 30 percent—went to Military Transport Aviation, and Long Range Aviation got the smallest portion.

Navy

Investment and operating expenditures for the Soviet Navy consumed a fairly constant 20 percent of such spending for the military services during the period. The primary items driving the growth of naval spending were ballistic missile and attack submarines. There was also a trend toward the procurement of ships such as the Kiev-class ASW carrier and Kara-class cruiser which are larger, more capable, and more expensive than the major surface ships of the 1960s, but which are produced in smaller numbers. In the later years of the period, spending for naval aircraft—particularly the Backfire bomber—was also an important factor in the growth of the Navy's spending.

SECRET

Ground Forces

Unlike the other combat branches, the Ground Forces took a larger share of total operating expenditures than of total investment spending. Personnel costs were especially important, increasing in absolute terms and consistently accounting for about one-third of total spending for the Ground Forces. (The increase in personnel spending resulted from an increase in manpower rather than in pay rates.) As for all the combat branches, however, investment spending for the Ground Forces was larger than their operating expenditures. During the period, investment expenditures grew each year. Major procurement items for the Ground Forces were self-propelled artillery, mobile tactical SAMs, and tanks and armored vehicles.

Command and Support

Some costs are not allocated to a specific combat branch because they relate to general support provided by the Ministry of Defense apparatus. Other costs cannot be allocated to the combat branches because of lack of information. We assign both types of expenditures—which include rear services, salaries of Ministry of Defense employees, space operations of a specifically military nature, and retirement pay—to a category called command and support. During the period, the command and support share of spending for the forces was constant at slightly over 20 percent. Within this category, expenditures for personnel and operation and maintenance were about twice as large as those for investment.

25X1A

The author of this paper is [REDACTED] Military-Economic Analysis Center, Office of Strategic Research. Comments and queries are welcome and should be directed to [REDACTED] telephone 351-5238.

25X1A

SECRET

7

SECRET

Approved For Release 2001/08/14 : CIA-RDP79B00457A001300130001-5

SECRET

Approved For Release 2001/08/14 : CIA-RDP79B00457A001300130001-5

CONTROL RECORD FOR SUPPLEMENTAL DISTRIBUTION

DISSEM: 14 Dec. 77 (OSR "P" & "B"s dissem 12 Dec.) OSR/ME/E- [REDACTED]

SERIES NUMBER		CLASSIFICATION OF REPORT	DISTRIBUTION TO RC	
SR 77-10156		SECRET	80	STATINTL
DATE OF DOCUMENT		NUMBER OF COPIES	NUMBER IN RC	
Dec. 77		500	5535 20	
COPY NO. (S)	RECIPIENT	DATE		
		SENT	RETURNED	
1	[REDACTED] OSR for [REDACTED]	12 Dec. 77	STATINTL	
	CH/RA/OSR for DD/NFAC			
2	OSR PROD. OFFICER	"		
3-121	OSR "P"s & B"s	"		
122-368	STD DISSEM	"		
369	Agency Archives	"		
370-449	Records Center	"		
450-495	filed in PPG/R&D	"		
496	PPG/R&D for Carter Library	"		
497	[REDACTED] PPG/TPB	"	STATINTL	
498	CH/PPG	9 Dec. 77		
499	SA/PPG Ret & filed	14 Dec. 77	14 Dec. 77	
500	CH/PDS/PPG	"		
501	CH/TPB/PPG	"		
502, 503	OSR/PROD. OFFICER	"		
450	OCR/ISG	15 Dec. 77		
451-480	OSR/ME/E	"		
481, 482	NSC VIA OCR/DSB	"		
131-486	James Bodner, State INR/RSE/FP, Rm 4758	21 Dec 77		
370-394	Rec'd from RC	22 Dec 77	STATINTL	
370-389	[REDACTED] Eur/RPE 6428D, N.S for [REDACTED]	22 Dec 77	STATINTL	
390	[REDACTED] for Tiger Senate Arms Service Committee	23 Dec 77	STATINTL	
395-414	Rec'd from RC	27 Dec 77		
395-				
395-412	OSR Reg	27 Dec 77	STATINTL	
391	[REDACTED] DDO/EA [REDACTED] OSR/ME/E	4 Jan 78	STATINTL	
487-491	[REDACTED] OSR/ME/E	5 Jan 78	STATINTL	
41344492	OCR/USE	5 Jan 78	STATINTL	
493494	OSR/ME/E	6 Jan 78		
415, 416	[REDACTED] OSR/ME/E	7 Jan 78		

COPY NO. (S)	RECIPIENT	DATE	
		SENT	RETURNED
415-429	Rec'd from RC	10 Jan 78	
416-418	Nanette Blandin, OMB	13 Feb 78	
420	via O/COMPT [redacted] CNO/SAO 0	17 Jan 78	STATINTL
421	via OCR/DSB		STATINTL
422	OSR/REG - [redacted]	23 Jan 78	
423, 424	OSR/WE/E - [redacted]	1/23/78	STATINTL
425	DKFE 3C125 Pentagon	1/24/78	
425	OSR	27 Jan 78	1 Feb 78
425	Randy Huffer, DOE, ISA Rm 30 Suite 5201, 20 Mass Ave	1 Feb 78	STATINTL
426	DIA [redacted] for Naval Post Grad School	3 Feb 78	
427, 428	via OCR/DSB		STATINTL
429	OSR/REG FOR [redacted]	2/7/78	STATINTL
429	Ruth Rodley - JAR/OIL Rm 8646, N.S. - for Embassy Moscow	13 Feb 78	STATINTL
393	approved per Philly, OSR/Reg - 10 Feb 78 Cable Sec	16 Feb 78	
435	via OCR/DSB		
435	Kathy Naprawa, Dept of Commerce	18 Feb 78	
436-449	via OCR/DSB		STATINTL
436	Rec'd from RC	21 Feb 78	
437	OSR Reg - Annotated copy	24 Feb 78	27 Feb 78
438-433	OSR/RA/RR	27 Feb 78	
435	NFAC/CS for release [redacted]	28 Feb 78	STATINTL
436	ACTION - STAFF	28 Feb 78	
436	NFAC/CS for release [redacted]	7 Mar 78	STATINTL
439	DIA - D72 (FRD) via OCR/DSB	16 Mar 78	
434, 437	DIA Lib - Naval Post Grad School Mont, Calif via OCR/DSB	16 Mar 78	
438-441	OSR/RA	22 Mar 78	
442	OSR/RR	23 Mar 78	

OSR/IME/E - [REDACTED]

Dissem Approved For Release 2001/08/14 : CIA-RDP79B00457A001300130001-5

CONTROL RECORD FOR SUPPLEMENTAL DISTRIBUTION

SERIES NUMBER		CLASSIFICATION OF REPORT	DISTRIBUTION TO RC	
DATE OF DOCUMENT		NUMBER OF COPIES	NUMBER IN RC	
COPY NO. (S)	RECIPIENT	STATINTL	DATE	
			SENT	RETURNED
SR 77-10156		SECRET	800	STATINTL
Dec. 77		500	0	
443	[REDACTED]		24 Mar 78	
	via OCR/DSSA			
444	[REDACTED]	ARMY		STATINTL
445	FERRY - BRPA/USSR	GG22	28 MAR 78	STATINTL
446	[REDACTED]	OSR/Exo	27 Apr 78	STATINTL
446	OSR/IME/CA		19 May 78	
447	[REDACTED]	OSR	19 MAY 78	
447	USS - [REDACTED]	FOR (HSC)	30 MAY 78	
448	OCR/DB - Joyce		16 JUN 78	
449	ORPA/II		22 JUN 78	23 JUN
		STATINTL		

Approved For Release 2001/08/14 : CIA-RDP79B00457A001300130001-5

Approved For Release 2001/08/14 : CIA-RDP79B00457A001300130001-5

PS Form 3811, Mar. 1976

● SENDER: Complete items 1, 2, and 3. Add your address in the "RETURN TO" space on reverse.

1. The following service is requested (check one).
 Show to whom and date delivered..... 15¢
 Show to whom, date, & address of delivery.. 35¢
 RESTRICTED DELIVERY.
 Show to whom and date delivered..... 65¢
 RESTRICTED DELIVERY.
 Show to whom, date, and address of delivery 85¢

2. ARTICLE ADDRESSED TO:
 President, NAVAL War College
 Newport, R.I. 02840

3. ARTICLE DESCRIPTION:
 REGISTERED NO. CERTIFIED NO. INSURED NO.
 478505

(Always obtain signature of addressee or agent)

I have received the article described above.
 SIGNATURE Addressee Authorized agent
for library Alfred Lincoln

4. DATE OF DELIVERY POSTMARK
 12/16/77

5. ADDRESS (Complete only if requested)

6. UNABLE TO DELIVER BECAUSE: CLERK'S INITIALS

☆ GOP: 1976-O-203-456

PS Form 3811, Mar. 1976

● SENDER: Complete items 1, 2, and 3. Add your address in the "RETURN TO" space on reverse.

1. The following service is requested (check one).
 Show to whom and date delivered..... 15¢
 Show to whom, date, & address of delivery.. 35¢
 RESTRICTED DELIVERY.
 Show to whom and date delivered..... 65¢
 RESTRICTED DELIVERY.
 Show to whom, date, and address of delivery 85¢

2. ARTICLE ADDRESSED TO:
 NAVAL Postgraduate School
 Monterey Calif. 93940

3. ARTICLE DESCRIPTION:
 REGISTERED NO. CERTIFIED NO. INSURED NO.
 478594

(Always obtain signature of addressee or agent)

I have received the article described above.
 SIGNATURE Addressee Authorized agent
M. Vail

4. DATE OF DELIVERY POSTMARK
 19 Dec 77

5. ADDRESS (Complete only if requested)

6. UNABLE TO DELIVER BECAUSE: CLERK'S INITIALS

☆ GOP: 1976-O-203-456

PS Form 3811, Mar. 1976

● SENDER: Complete items 1, 2, and 3. Add your address in the "RETURN TO" space on reverse.

1. The following service is requested (check one).
 Show to whom and date delivered..... 15¢
 Show to whom, date, & address of delivery.. 35¢
 RESTRICTED DELIVERY.
 Show to whom and date delivered..... 65¢
 RESTRICTED DELIVERY.
 Show to whom, date, and address of delivery 85¢

2. ARTICLE ADDRESSED TO:
 U.S. Army Intelligence Sch.
 Ft. Huachuca Arizona

3. ARTICLE DESCRIPTION:
 REGISTERED NO. CERTIFIED NO. INSURED NO.
 478599

(Always obtain signature of addressee or agent)

I have received the article described above.
 SIGNATURE Addressee Authorized agent
David [unclear]

4. DATE OF DELIVERY POSTMARK
 16 Dec 77

5. ADDRESS (Complete only if requested)

6. UNABLE TO DELIVER BECAUSE: CLERK'S INITIALS

☆ GOP: 1976-O-203-456

PS Form 3811, Mar. 1976

● SENDER: Complete items 1, 2, and 3. Add your address in the "RETURN TO" space on reverse.

1. The following service is requested (check one).
 Show to whom and date delivered..... 15¢
 Show to whom, date, & address of delivery.. 35¢
 RESTRICTED DELIVERY.
 Show to whom and date delivered..... 65¢
 RESTRICTED DELIVERY.
 Show to whom, date, and address of delivery 85¢

2. ARTICLE ADDRESSED TO:
 Armed Forces Staff Coll.
 Norfolk VA.

3. ARTICLE DESCRIPTION:
 REGISTERED NO. CERTIFIED NO. INSURED NO.
 478597

(Always obtain signature of addressee or agent)

I have received the article described above.
 SIGNATURE Addressee Authorized agent
[unclear]

4. DATE OF DELIVERY POSTMARK
 15 Dec 77

5. ADDRESS (Complete only if requested)


6. UNABLE TO DELIVER BECAUSE: CLERK'S INITIALS

☆ GOP: 1976-O-203-456

UNITED STATES POSTAL SERVICE
OFFICIAL BUSINESS

SENDER INSTRUCTIONS
Print your name, address, and ZIP Code in the space below.
• Complete items 1, 2, and 3 on the reverse.
• Moisten gummed ends and attach to front of article if space permits. Otherwise affix to back of article.
• Endorse article "Return Receipt Requested" adjacent to number.

PENALTY FOR PRIVATE USE TO AVOID PAYMENT OF POSTAGE, \$300




RETURN TO ↓
CENTRAL INTELLIGENCE AGENCY
WASHINGTON, D. C. 20505
(Name of Sender)
NFAC/PPG/R+D
(Street or P.O. Box)
(City, State, and ZIP Code)

UNITED STATES POSTAL SERVICE
OFFICIAL BUSINESS

SENDER INSTRUCTIONS
Print your name, address, and ZIP Code in the space below.
• Complete items 1, 2, and 3 on the reverse.
• Moisten gummed ends and attach to front of article if space permits. Otherwise affix to back of article.
• Endorse article "Return Receipt Requested" adjacent to number.

PENALTY FOR PRIVATE USE TO AVOID PAYMENT OF POSTAGE, \$300




RETURN TO ↓
CENTRAL INTELLIGENCE AGENCY
WASHINGTON, D. C. 20505
(Name of Sender)
NFAC/PPG/R+D
(Street or P.O. Box)
(City, State, and ZIP Code)

UNITED STATES POSTAL SERVICE
OFFICIAL BUSINESS

SENDER INSTRUCTIONS
Print your name, address, and ZIP Code in the space below.
• Complete items 1, 2, and 3 on the reverse.
• Moisten gummed ends and attach to front of article if space permits. Otherwise affix to back of article.
• Endorse article "Return Receipt Requested" adjacent to number.

PENALTY FOR PRIVATE USE TO AVOID PAYMENT OF POSTAGE, \$300




RETURN TO ↓
CENTRAL INTELLIGENCE AGENCY
WASHINGTON, D. C. 20505
(Name of Sender)
NFAC/PPG/R+D
(Street or P.O. Box)
(City, State, and ZIP Code)

7G-15

UNITED STATES POSTAL SERVICE
OFFICIAL BUSINESS

SENDER INSTRUCTIONS
Print your name, address, and ZIP Code in the space below.
• Complete items 1, 2, and 3 on the reverse.
• Moisten gummed ends and attach to front of article if space permits. Otherwise affix to back of article.
• Endorse article "Return Receipt Requested" adjacent to number.

PENALTY FOR PRIVATE USE TO AVOID PAYMENT OF POSTAGE, \$300



RETURN TO ↓
CENTRAL INTELLIGENCE AGENCY
WASHINGTON, D. C. 20505
(Name of Sender)
NFAC/PPG/R+D
(Street or P.O. Box)
(City, State, and ZIP Code)

7G-15

PS Form 3811, Mar. 1976

RETURN RECEIPT, REGISTERED, INSURED AND CERTIFIED MAIL

● SENDER: Complete items 1, 2, and 3. Add your address in the "RETURN TO" space on reverse.

1. The following service is requested (check one).

- Show to whom and date delivered..... 15¢
- Show to whom, date, & address of delivery.. 35¢
- RESTRICTED DELIVERY.
Show to whom and date delivered..... 65¢
- RESTRICTED DELIVERY.
Show to whom, date, and address of delivery 85¢

2. ARTICLE ADDRESSED TO:
Air University
Maxwell Air Force Base Alabama

3. ARTICLE DESCRIPTION:
REGISTERED NO. | CERTIFIED NO. | INSURED NO.
478598 | |

(Always obtain signature of addressee or agent)

I have received the article described above.
SIGNATURE Addressee Authorized agent

4. *Raymond Steptoe*
DATE OF DELIVERY
DEC 1

5. ADDRESS (Complete only if requested)

6. UNABLE TO DELIVER BECAUSE: | CLERK'S INITIALS

ALABAMA POSTMARK
DEC 19 1976

☆ GOP: 1976-O-203-456


UNITED STATES POSTAL SERVICE
OFFICIAL BUSINESS

SENDER INSTRUCTIONS

Print your name, address, and ZIP Code in the space below.

- Complete items 1, 2, and 3 on the reverse.
- Moisten gummed ends and attach to front of article if space permits. Otherwise affix to back of article.
- Endorse article "Return Receipt Requested" adjacent to number.

PENALTY FOR PRIVATE USE TO AVOID PAYMENT OF POSTAGE, \$300



RETURN TO

CENTRAL INTELLIGENCE AGENCY
WASHINGTON, D. C. 20505

(Name of Sender)

NFAC/PPG/R+D

(Street or P.O. Box)

(City, State, and ZIP Code)

*Not approved
by D/OSR*

D-I-S-S-E-M-I-N-A-T-I-O-N L-I-S-T F-O-R:

REPORT NO.

SR 77-10156

425-291-78

SUBJECT:

Estimated Soviet Defense
Spending in Rubles:
Recent Trends + Prospects

ANALYST:



ORIGINATING BRANCH

OSR/ME/E

CONTROL NO.

SECRET

NO. OF COPIES TO BE MADE:

500

TOTAL:

263 Cys. required for codeword reports (

302 Cys. required for Non-codeword reports

DOES NOT INCLUDE
PERSONAL COPIES

DISSEMINATION LIST FOR BLUE NOTES AND PERSONAL COPIES OF OSR REPORTS

Approved For Release 2001/08/14 : CIA-RDP79B00457A001300130001-5
 (B* - Blue Notes) (P - Personal Copy)

Copy #	
0	P&PD/FIP Rm. 154 (Microfiche Copy) <u>President - Jimmy Carter</u> <u>WHITE HOUSE</u> <u>Vice President - Walter Mondale</u> <u>Assist. to the President for National Security Affairs</u> <u>Zbigniew Brzezinski</u> <u>Col. William Odom (Military Assist.)</u>
3	<u>ACDA</u> B* <u>Director, ACDA - Paul C. Warnke, Rm. 5930</u> <u>Asst. Director, ACDA/International Security Program Bureau</u> <u>(ACDA/ISP) John Newhouse Rm. 4498</u> <u>Office of Operations Analysis</u> <u>(ACDA/OA) Alfred Lieberman Rm. 5672</u>
4	B* <u>Assistant Director, Weapons Evaluation and Control Bureau</u> <u>(ACDA/WEC) Robert Behr Rm. 5843</u>
	<u>AIR FORCE</u>
5	B* <u>Secretary, USAF - Honorable John C. Stetson Rm. 4E871 Pentagon</u> <u>Under Secretary, USAF - Honorable Hans Mark Rm. 4E871 Pentagon</u>
6	B <u>Chief of Staff, USAF - Gen. David C. Jones Rm. 4E929 Pentagon</u> <u>Vice Chief of Staff, USAF - Gen. Wm. V. McBride Rm. 4E936 Pentagon</u>
7	B* <u>Assist. Chief of Staff for Intelligence - Maj. Gen. James L. Brown</u> <u>Rm. 4A932 Pentagon</u> <u>Deputy Chief of Staff Plans and Operations, DCS/P&O</u> <u>Lt. Gen. Andrew B. Anderson, Jr. Rm. 4E1032 Pentagon</u> <u>Director of Doctrine Concepts, Deputy Chief of Staff, Plans and Ops.</u> <u>Maj. Gen. James R. Brickef Rm. 4D1083 Pentagon</u>
8,9	B2 <u>Assist. Chief of Staff Studies and Analysis</u> <u>Brig. Maj. Gen. Jasper Welch, Jr. Rm. 1E388 Pentagon</u> <u>Commander-in-Chief, USAF in Europe</u> <u>APO, N.Y. 09012</u>
10	B* <u>Deputy Chief of Staff for R&D</u> <u>Lt. Gen. A. D. Slay Rm. 4E334 Pentagon</u>

Approved For Release 2001/08/14 : CIA-RDP79B00457A001300130001-5

STATINTL

B* D/OSR

B

ch/ME

Copy #

Approved For Release 2001/08/14 : CIA-RDP79B00457A001300130001-5

ARMY

- 11 B* Secretary of the Army - Clifford L. Alexander, Jr. Rm. 3E718 Pentagon
- 12 B Chief of Staff - Gen. Bernard W. Rogers Rm. 3E668 Pentagon
- 13 B* ACSI/Army - Maj. Gen. E. R. Thompson Rm. 2E464 Pentagon
- Deputy Acting Chief of Staff, ACSI/Army
- Brig. Gen. John A. Smith Jr. Rm. 2E464 Pentagon
- 14 Concepts Analysis Agency (Cannot receive codeword material)
- Maj. Gen. E. C. Whitehead 8120 Woodmont Ave., Bethesda, MD 20014
- Assistant Secretary of the Army (Research, Development & Acquisition)
- Dr. Percy A. Pierre Rm. 3E390 Pentagon

Commander, US Army Material Command

Gen. John R. Deane, Jr., 5001 Eisenhower Ave., Alex., Va. 22333

- 15 B Director Programs and Analysis Evaluation Office, Chief of Staff/Army
- Maj. Gen. M. R. Thurman Rm. 3C718 Pentagon
- 16 Deputy Chief of Staff for Research Development and Acquisition
- Lt. Gen. Howard H. Cooksey, Rm. 3E412 Pentagon
- 17 Assistant Deputy, Chief of Staff for Research, Development and Acquisition
- Maj. Gen. Philip R. Feir Rm. 3E412 Pentagon

DEPARTMENT OF DEFENSE

- 18 B* Secretary of Defense - Harold Brown
- 19 B* Deputy Secretary of Defense - Hon. Charles Duncan, Jr.
- 20 B* Assistant Secretary (International Security Affairs)
- Hon. David E. McGiffert Rm. 4E806 Pentagon

Mail to:
 Sec. of Defense
 Attn: Classified
 Control
 Rm. 3A948

- 21 B Director, Net Assessment/OSD
- Andrew W. Marshall, Rm. 3A930 Pentagon
- 22 B* Assist. Secretary (Program Analysis & Evaluation) OSD(PA&E)
- Honorable Russell Murray Rm. 3E966 Pentagon
- Principal
- Dr. Robert J. Hermann, Rm. 3E282 Pentagon

Copy #

23		(General Purpose Programs) Deputy Assist. Secretary, Program Analysis & Evaluation (OSD/PA&E) Mr. Gene H. Porter Rm. 2E314 Pentagon
24		Deputy Assist. Secretary, Regional Programs (OSD/PA&E) Paul D. Wolfowitz Rm. 2E334 Pentagon
25		Acting Director, Programs Analysis & Evaluation, Europe Div. (OSD/PA&E) Robert L. Schneider Rm. 2C270 Pentagon
26		Director of Cost and Economic Analysis (OASD/PA&E) Milton A. Margolis Rm. 2D278 Pentagon
27		Deputy Assist. Secretary for European and NATO Affairs, ISA James Siena Rm. 4E840 Pentagon
PPG/240		Deputy Assist. Secretary (East Asia and Pacific Affairs) Charles W. ... Morton I. Abramowitz Rm. 4E830 Pentagon
28	B*	Military Assistant to Secretary of Defense R. Adm. Thor Hanson Rm. 3E880 Pentagon
29		Director, DOD MBFR Task Force (OASD/ISA) Louis G. Michael Rm. 4B880 Pentagon
30	B*	Director of Defense Research and Engineering, OSD Dr. Wm. J. Perry Rm. 3E1006 Pentagon
31		Deputy Assistant Secretary, Policy, Plans, and NSC Affairs (ISA) Dr. Lynn Davis Rm. 4E820 Pentagon
		<u>DIA</u>
32	B*	Director, DIA - Lt. Gen. Eugene Tighe, Jr. Rm. 3E258 Pentagon
33	B*	Vice Director for Production - R. Adm. Wm. Robertson Rm. 3E259 Pent.
34	B*	Deputy Director for Estimates - Brig. Gen. James A. Williams Rm. 1006 Pomponio Plaza
		Chief, Eastern Division, DB-2 - [REDACTED] Rm. 1085 A.H.S. "A" Bldg. STATINTL
35		Chief and Deputy Chief, Long Range Forecast Division STATINTL [REDACTED] Rm. 1021 Pomponio Plaza

Copy #

36 B*

x 376-4000

Hon. James R. Schlesinger, Sec. of Energy, Wash., D. C. 20545
20 Mass. Ave., N.W.

37 1

Director, International Security Affairs

Ray E. Chapman Germantown, Md.

*Wants 1 copy only of codeword reports to be sent to Ray Chapman
Germantown, Md. per SSO/ERDA 29 Sept. 1976

**Has SI and TK clearance but does not have storage facilities.

Deputy Assistant Administrator for National Security

Gen. Edward Giller Germantown, Md.

JCS

38 B*

Director, Joint Staff, JCS

V. Adm. Patrick J. Hannifin Rm. 2E936 Pentagon

39 1

Chief Studies Analysis and Gaming Agency

Brig. Gen. Eugene D. Scott Rm. 1D936 Pentagon

40 B

Chairman, JCS - Gen. George S. Brown, USAF Rm. 2E865 Pentagon

41 1

Director, J-5 (Plans and Policy)

Lt. Gen. Arnold W. Braswell Rm. 2E1000 Pentagon

42 1

Deputy Director International Negotiations J-5, JCS

Adm. Edward Welch, Jr. Rm. 2E1008 Pentagon

NAVY

43 B*

Director of Naval Intelligence

Rear Adm. Donald P. Harvey Rm. 5C600 Pentagon

44 B*

Secretary of the Navy - W. Graham Claytor, Jr. Rm. 4E680 Pentagon

45 B*

Chief of Naval Operations - Adm. J. L. Holloway III Rm. 4E660 Pent

46 1

Director, Systems Analysis Division

R. Adm. Carl A. Trost, USM Rm. 4A526 Pentagon

47 B*

Commandant, US Marine Corps - Gen. Louis H. Wilson Rm. 2004 Arl. Annex

Deputy Chief of Naval Operations (Surface Warfare)

V. Adm. James H. Doyle Jr. Rm. 4E552 Pentagon

Deputy Chief of Naval Operations (Plans, Policy, & Operations)

V. Adm. William J. Crowe Rm. 4E592 Pentagon

Copy #

Approved For Release 2001/08/14 : CIA-RDP79B00457A001300130001-5 (Meade)

48

Director, NSA - Adm. B. R. Inman

STATINTL

49 B

STATINTL

NSC (Rm. 381 EOB)

NSC Staff Member (Security Analysis) Victor Utgoff

NSC Staff Member (Intelligence) Samuel Hoskinson

STATE

Secretary of State - Cyrus R. Vance 7th Floor

50 B

Director of Bureau Intelligence and Research (State/INR)

Harold H. Saunders Rm. 6531

Deputy Director for Research, Bureau of Intelligence and Research

Martin Packman Rm. 6535

Director, Bureau of Politico-Military Affairs

Leslie Gelb Rm. 7317

Ambassador at Large - Ellsworth Bunker Rm. 7260

51 B

Director, Office of Disarmament and Arms Control (PM/DCA)

Vincent Baker Rm. 7424

Counselor for the Dept. of State

Matthew Nimetz Rm. 7256

52

Under Secretary for Economic Affairs

Richard N. Cooper Rm. 7250

53

Director of Economic Research & Analysis (INR/DDR/REC)

Michael H. Ely Rm. 8722

Director, Office of Research and Analysis for East Asia and the Pacific (INR/DDR/REA)

Herbert Horowitz Rm. 8840

Director, Office of NATO and Atlantic Political-Military Affairs

EUR/RPM Stephen Ledogar Rm. 6227

Copy # 54 1	Director, Office of Research and Analysis for the Soviet Union and Eastern Europe (INR/DDR/RSE) Paul K. Cook Rm. 4758
	Director, Political-Military Affairs and Theater Forces (INR/DDR/PMT) Robert H. Baraz Rm. 6638
	Director, Strategic Affairs, Bureau of Intelligence and Research (INR/DDR/STA) Ross Cowey Rm. 6524A
	Deputy Director for Coordination (INR/DDC) William McAfee Rm. 6635
	Chief, Communist Economic Relation (REC/CER) Martin J. Kohn Rm. 8666
	Director, Bureau of European Affairs, Office of Soviet Union Affairs (EUR/SOV) Mark Garrison Rm. 4217
<u>OTHERS</u>	
	*Director, U.S. Information Agency John E. Reinhardt Rm. 700, 1750 Pa., Ave., N.W. DC
	*Deputy Director, USIA Charles W. Bray III, Rm. 700, 1750 Pa., Ave., N.W. DC
55 B*	*Chairman, Council of Economic Advisors, 314 Old EOB Honorable Charles L. Schultze
56 B*	<i>Secretary of Treasury</i>
57 B*	<i>W. Michael Blumenthal</i>
	Director, Office of Management and Budget, EOB James McIntyre (Acting)

Wants 1
) cy. only
) of
) codeword
) reports

* Can receive TK material
 ** Can receive SI material only

COLLEGES AND UNIVERSITIES

Copy #

58	1	*Commandant, National Defense University, Ft. McNair, Wash., D. C. Attn: Classified Lib Rm. 30	20319
59	1	*Superintendent, Naval Post Graduate School, Monterey, Calif.	93940
60	1	**President, Naval War College, Newport, R. I.	02840
61	1	*Commandant, U. S. Army War College, Carlisle Barracks, Pa.	17013
62	1	*Commandant, Armed Forces Staff College, Norfolk, Va.	23511
63	1	*Commanding General/Commandant, U. S. Army Command and General Staff College, Ft. Leavenworth, Kansas	60027
64	1	*Commanding General/Commandant, U. S. Army Intelligence School, Ft. Hauchuca, Az.	85613
65	1	*Commander, Air University, Maxwell Air Force Base, Alabama	36112

* Can receive TK material

** Can receive SI material only

Approved For Release 2001/08/14 : CIA-RDP79B00457A001300130001-5
SPECIFIED RECIPIENTS FOR PERSONAL DISSEMINATION

<u>AGENCY</u>	<u>COPY NO.</u>	<u>RECIPIENT</u>
B DOD	87	The Honorable Fred P. Wacker Assist. Sec. (Comptroller) 3E854 Pent.
P DOD	88	Ltc. Michael Higgins OASD (MRA&L)WR Rm. 2B323 Pentagon
B DOD	89	Bruce Clarke Sec. Def. Rep. to MBFR Neg. 4B880 Pent.
B DOD	90	Dr. Robert J. Hermann Principal Dep. Asst. Sec. Def. Command, Control, Communications and Intelligence Rm. 3E282 Pentagon
P DOD	91	OASD Rm. 3A874 Pentagon Deputy Comptroller(Plans & Systems)
B DOD	92	Eugene C. Fubini Chairman, Def. Science Bd. 3D1040 Pent.
P DOD	93	Deputy Asst. Sec. for International Economic Affairs, ISA Rm. 4E830 Pent.
P DOD	94	Robert Turner Rm. 3C125 Pentagon Office of Asst. Dir. (NTA) ODDR&E
P DOD	95	OASD(LA) Rm. 3E822 Pentagon
P DIA	96	DIO/USSR Rm. 2C238 Pentagon
P DIA	97	DIO/Strategic Forces Rm. 2C288 Pentagon
P DIA	(1 personal, 12 supp. cys.) 98-109	STATINTL DIR4E Rm. 2801 AHS
P DIA	110	AHS Chief DIR4E Rm. 2800, STATINTL
P USAF	111	J. Dale Paffenberg AF/INA Rm. 4A882 Pentagon
P ACDA	112	Daniel Gallik ACDA 8th Floor SA-6 Bldg.
P NSA	113	STATINTL Ft. Meade, Md.
P NSC	114	Deputy Asst. to the Pres. NSC for National Security Affairs Rm. 381 EOB
P CIA	115	Chief SALT Support Staff 3F22 Hqs.
B CIA	116	Asst. to DCI 7E12 Hqs.
B CIA	117	D/CRG 7G50 Hqs. STATINTL STATINTL
P CIA	118	
P State	119	John Polansky, EUR/RPE 6428D NState
P NSC	120	Same Westbrook NSC Staff Rm. 393 Old EOB
P ACDA	121	Barry Blechman Rm. 5843 New State

Personal
Copy No.

DCI

66 B* DCI (Director of Central Intelligence) Adm. Stansfield Turner
via SA/DCI

67 B* Acting DDCI (Deputy Director of Central Intelligence) STATINTL
John F. Blake

EA/DCI (Executive Assistant to the DCI) [REDACTED]

AD/DCI (Assistant to the Deputy Director) [REDACTED] STATINTL

INTELLIGENCE COMMUNITY (IC)

68 B* Acting D/DCI/IC (Deputy to the DCI for the Intelligence
Community) John McMahon

NATIONAL INTELLIGENCE OFFICERS (NIO)

69 B* D/NFAC Mr. Robert Bowie

70 1 DD/NFAC Sayre Stevens

71 1 SA/NIO (Special Assistant) [REDACTED] STATINTL

STATINTL NIO/CH (China) [REDACTED]

72 1 NIO/CF (Conventional Forces) [REDACTED] STATINTL

73 B NIO/E (Economics) [REDACTED] STATINTL

NIO/EAP (East Asia Pacific) [REDACTED] STATINTL

NIO/LA (Latin America) [REDACTED] (acting) STATINTL

NIO/AF (Africa) [REDACTED] STATINTL

NIO/NE/SA (Near East South Asia) [REDACTED] STATINTL

NIO/SP (Strategic Programs) [REDACTED] STATINTL

74 1 NIO/USSR (USSR and East Europe) [REDACTED] STATINTL






75 1 NIO/WE (Western Europe) [REDACTED] STATINTL

NIO/SS (Special Studies) [REDACTED]

NIO/NP (Nuclear Proliferation) [REDACTED] STATINTL

CIA INTERNAL DISTRIBUTION (PERSONAL)

-10-

<u>Personal Copy No.</u>		
	<u>DEPUTY DIRECTOR FOR ADMINISTRATION (DDA)</u>	
	<u>DDA</u> (Deputy Director for Administration) <u>John F. Blake</u>	
	<u>A/DDA</u> (Associate Deputy Director for Administration)	<u>Michael J. Malanick</u>
	<u>DEPUTY DIRECTOR FOR SCIENCE AND TECHNOLOGY (DD/S&T)</u>	
76	<u>DD/S&T</u> (Deputy Director for Science and Technology)	<u>Leslie Dirks</u>
	<u>ADD/S&T</u> (Associate Deputy Director for Science and Technology)	<u>Ernest J. Zellmer</u>
	<u>OFFICE OF THE COMPTROLLER (O/Compt)</u>	
	<u>Compt</u> (Comptroller) <u>James H. Taylor</u>	STATINTL
	<u>AC/Compt</u> (Assistant Comptroller and Resources)	
	<u>A/Compt/R&E</u> (Asst. Comptroller, Requirements and Evaluation Staff)	 STATINTL
	<u>NIO/SA/Compt</u> (NIO/Special Activities)	 Rm. 5G00 STATINTL
	<u>OFFICE OF IMAGERY ANALYSIS (OIA)</u>	
77 B	<u>D/OIA</u> (Director, Imagery Analysis) <u>Noel Firth</u>	STATINTL
	<u>DD/OIA</u> (Deputy Director, Imagery Analysis)	
78		
		STATSPEC

CIA INTERNAL DISTRIBUTION (PERSONAL)

Personal
Copy No.

-11-

OFFICE OF CENTRAL REFERENCE

D/OCR (Director, Office of Central Reference) Harry C. Eisenbeiss

DD/OCR (Deputy Director, OCR) [REDACTED] STATINTL

OFFICE OF GEOGRAPHIC AND CARTOGRAPHIC RESEARCH (OGCR)

79 | D/GCR (Director, Geographic and Cartographic Research) James P. Lynch

DD/GCR (Deputy Director, OGCR) [REDACTED] STATINTL

OFFICE OF REGIONAL AND POLITICAL ANALYSIS (ORPA)

80 | D/ORPA (Director, Regional & Political Analysis) John K. King

DD/ORPA (Deputy Director, Regional & Political Analysis) [REDACTED]

CIA OPERATIONS CENTER (CIA/OPS/CEN)

STATINTL

C/CIA/OPS/CEN (Chief, CIA Operations Center) Vincent Heyman

DC/CIA/OPS/CEN (Deputy Chief, CIA Operations Center) [REDACTED] STATINTL

OFFICE OF ECONOMIC RESEARCH (OER)

81 B | D/OER (Director of Economic Research) Maurice C. Ernst

82 | DD/OER (Deputy Director, OER) [REDACTED]

83 | Chief USSR/EE Division
OFFICE OF TRAINING (OTR)

D/OTR (Director of Training) Harry E. Fitzwater

STATINTL

DD/OTR (Deputy Director of Training) [REDACTED]

-12-

<u>Personal Copy No.</u>		
	<u>DOMESTIC COLLECTION DIVISION (DCD)</u>	STATINTL
	C/DCD (Chief, Domestic Collection Division) [REDACTED]	
	DC/DCD (Deputy Chief, Domestic Collection Division) [REDACTED]	STATINTL
	<u>OFFICE OF SIGINT OPERATIONS (OSO)</u>	
	D/OSO (Director, Office of Sigint Operations) <u>Edward Ryan</u>	STATINTL
	DD/OSO (Deputy Director of Office of Sigint Operations) [REDACTED]	
	<u>OFFICE OF RESEARCH AND DEVELOPMENT (ORD)</u>	STATINTL
	D/ORD (Director fo Research and Development) <u>Philip K. Eckman</u>	
	DD/ORD (Deputy Director of Research and Development) [REDACTED]	
	<u>OFFICE OF SCIENTIFIC INTELLIGENCE (OSI)</u>	
44 B	D/OSI (Director of Scientific Intelligence) <u>Karl H. Weber</u>	STATINTL
	DD/OSI (Deputy Director fo Scientific Intelligence) [REDACTED]	
	<u>OFFICE OF WEAPONS INTELLIGENCE (OWI)</u>	
15 B	D/OWI (Director of Weapons Intelligence) <u>R. Evan Hineman</u>	STATINTL
	DD/OWI (Deputy Director of Weapons Intelligence) [REDACTED]	
	<u>OFFICE OF DEVELOPMENT AND ENGINEERING (ODE)</u>	STATINTL
	D/ODE (Director of Development and Engineering) [REDACTED]	
	DD/ODE (Deputy Director of Development and Engineering) [REDACTED]	STATINTL
	<u>NATIONAL PHOTOGRAPHIC INTERPRETATION CENTER (NPIC)</u>	STATINTL
86 B	D/NPIC (Director, National Photographic Interpretation Center) <u>John J. Hicks</u>	
	DD/NPIC (Deputy Director, NPIC) [REDACTED]	

DISSEMINATION LIST FOR UNCLASSIFIED, CONFIDENTIAL,
AND SECRET OSR REPORTS

Approved For Release 2001/08/14 : CIA-RDP79B00457A001300130001-5

<u>No. of Cys.</u>	<u>Copy No.(s)</u>	<u>Recipient</u>
1	<u>122</u>	DCI (via SA/DCI) 7E12 Hqs.
1	<u>123</u>	A/DDCI [REDACTED] 7E31 Hqs. STATINTL
2	<u>124, 125</u>	DCI/IC, Rm. BW09, Community Hq. Bldg. 1. DCI/IC 1. D/OPEI
1	<u>126</u>	NFAC (unmarked) 7E44 Hqs.
1	<u>127</u>	NFAC Staff, 2F28 Hq.
6	<u>128-133</u>	NFAC/Registry, 7E47 Hq. 2. SALT 1. CSS/[REDACTED] STATINTL 1. NFAC/CAR 1. NFAC/CL 1. NFAC/Registry
1	<u>134</u>	Inspector General, 2E24 Hq.
1	<u>135</u>	OGC, 7D07 Hq.
3	<u>136-138</u>	CRG 1. Director 1. PDB 1. [REDACTED] STATINTL
85	<u>139</u>	ORPA, 7G15 Hq. 1. Director
	<u>140</u>	1. SRP
	<u>141</u>	1. ECS
	<u>142-143</u>	2. Areas Involved USSR
4	<u>144-147</u>	OCR/ADD, GF28 Hq. 1. D/OCR 2. ISG 1. CLD/DSB/DOC
1	<u>148</u>	O/COMPT. 4E12 Hq.
4	<u>149-152</u>	O/COMPT/RES, ^{3E63} 7E00 Hq. 1. SIGINT 1. RECCE 2. HSG
1	<u>153</u>	DCD/SD, Rm. 811 Key Bldg.
1	<u>154</u>	Ops. Center [REDACTED] 7F33 Hq. STATINTL
4	<u>155-158</u>	D/OGCR, Rm. 1232 Ames Bldg.

No. of Cys Approved For Release 2001/08/14 : CIA-RDP79B00457A001300130001-5


1	<u>159</u>	OGCR/CD/V GH-16 Hqs.	
2	<u>160, 161</u>	DD/S&T 6E45 Hqs.	STATINTL
1	<u>162</u>	OLC 7D35 Hqs.	
1	<u>163</u>	OSO 1D06 [REDACTED]	STATINTL
1	<u>164</u>	ORD 612 Ames Bldg.	
4	<u>165-168</u>	ODE 1B19 [REDACTED] 2 - ODE [REDACTED] 1 - [REDACTED] 1 - [REDACTED]	STATINTL
6	<u>169-174</u>	OSI 6F24 Hqs.	
4	<u>175-178</u>	OER 4F21 Hqs.	
6	<u>179-184</u>	OWI 1D0401 Hqs.	STATINTL
10	<u>185-194</u>	DDO GB38 Hqs.	STATINTL
1	<u>195</u>	OIA 1S518 [REDACTED]	
2	<u>196, 197</u>	NPIC/Info Br. 1S315 [REDACTED]	STATINTL
1	<u>198</u>	D/EBIS 1005 Key Bldg.	
2	<u>199</u>	COMIREX BW09 [REDACTED]	
	<u>200</u>	1 - ADP, Rm. 6E0447, Ha 1 - [REDACTED]	STATINTL
21	<u>201</u>	OTR 936 C of C 1 - II 1 - Lib. (Uncl. reports only)	STATINTL
1	<u>202</u>	OP-96, Dept. of Navy [REDACTED] 4A684 Pentagon	
1	<u>203</u>	[REDACTED] 1C925 Pentagon (USSR, E. Europe, and Asian Communist Countries only)	STATINTL
10	<u>204-213</u>	STATE Rm. 6510 State	
3	<u>214-216</u>	ACDA/IS Rm. 6510A State	STATINTL
80	<u>217-296</u>	DIA RDS-3C ^{ABldg. AMS} Rm. 2B233 Pentagon	
6	<u>297-302</u>	D/NSA Attn: [REDACTED] Ft. Meade, Md	

Office of Strategic Research

SR 77-10156

Approved For Release 2001/08/14 : CIA-RDP79B00457A0013001-5
MEMORANDUM FOR: The Honorable Paul C. Warnke
Director, US Arms Control &
Disarmament Agency

This report on Soviet defense spending in rubles elaborates upon the estimates which the Director of Central Intelligence presented to the Joint Economic Committee of the Congress in June of this year.



S. N. GRAYBEAL
Director
Strategic Research


14 DEC 1977

STATINTL

Office of Strategic Research

MEMORANDUM FOR: General David C. Jones
Chief of Staff, USAF
Room 4E929
The Pentagon

This report on Soviet defense spending in rubles elaborates upon the estimates which the Director of Central Intelligence presented to the Joint Economic Committee of the Congress in June of this year.



Chief
Military-Economic Analysis Center

14 DEC 1977

STATINTL