

~~Secret~~

~~No Foreign Dissem~~



Intelligence Handbook

*Communist Aid to Less Developed
Countries of the Free World, 1974*

~~Secret~~

ER H 75-1

March 1975

Copy **Nº 528**

NATIONAL SECURITY INFORMATION
Unauthorized Disclosure Subject to Criminal Sanctions

Classified by 005139
Exempt from General Declassification Schedule
of E.O. 11652, exemption category:
§ 5B(1), (2), and (3)
Automatically declassified on:
date impossible to determine

SECRET/NO FOREIGN DISSEM

FOREWORD

Beginning with this handbook, the annual review of Communist military and economic aid activities in less developed areas of the Free World will be issued by the Office of Economic Research, CIA. This review was previously covered in the annual R-14 report series, **Aid and Trade Activities of Communist Countries in Less Developed Areas of the Free World**, prepared under the aegis of the Subcommittee on International Trade and Aid of the Economic Intelligence Committee, USIB. The subcommittee was abolished effective 1 October 1974.

This handbook provides only statistical data on Communist military and economic aid activities in the less developed countries of the Free World. It serves as an annex to a detailed assessment of significant developments in Communist-LDC military and economic aid relationships in 1974 that will be issued under separate cover.

Statistics in this handbook update and supersede those in the previous R-14 series. For the first time, however, no Communist-LDC trade data are presented. Such information is now issued separately. For example, Soviet-LDC trade was covered in ER IR 74-29, **Record Soviet-LDC Trade in 1973**, November 1974, Confidential. Data on trade of all Communist countries with LDCs in 1973 will appear as a supplement to the monthly report on **Communist Aid and Trade Activities in Less Developed Countries** issued in April.

In this handbook the term **Communist countries** refers to the USSR, the Peoples Republic of China, and the following countries of Eastern Europe—Bulgaria, Czechoslovakia, East Germany, Hungary, Poland, and Romania.

The term **less developed countries of the Free World** includes the following: (1) all countries of Africa except the Republic of South Africa; (2) all countries of East Asia except Hong Kong and Japan; (3) Malta, Portugal, and Spain in Europe; (4) all countries in Latin America except Cuba; and (5) all countries in the Near East and South Asia.

The term **extension** refers to a commitment to provide goods and services either on deferred payment terms or as grants. Assistance is considered to have been extended when accords are initialed and constitute a formal declaration of intent. The term **drawings** refers to the delivery of goods or the use of services.

The figures in this handbook have been coordinated with the Bureau of Intelligence and Research of the Department of State, the Defense Intelligence Agency, and the Agency for International Development. Comments and queries regarding this publication are welcomed. They may be directed to [REDACTED] 25X1A9a of the Office of Economic Research, Code 143, Extension 5291.

CONTENTS

Illustrations

	Page
Communist Aid to Less Developed Countries.....	1
Communist-Less Developed Country Personnel Exchanges.....	2
The Shares of Communist Military Aid Extended to Less Developed Countries, 1974.....	3
The Shares of Communist Economic Aid Extended to Less Developed Countries, 1974.....	3
Communist Technicians in the Less Developed Countries, 1974.....	5
Communist Economic and Military Assistance to Africa, 1974.....	6
Communist Economic and Military Assistance to East Asia, 1974.....	7
Communist Economic and Military Assistance to Latin America, 1974....	8
Communist Economic and Military Assistance to the Near East and South Asia, 1974.....	9

Tables

Summary

1. Communist Aid Extended to Less Developed Countries, 1974.....	10
2. Communist Aid Extended to Less Developed Countries.....	11
3. Communist Aid Drawn by Less Developed Countries.....	11

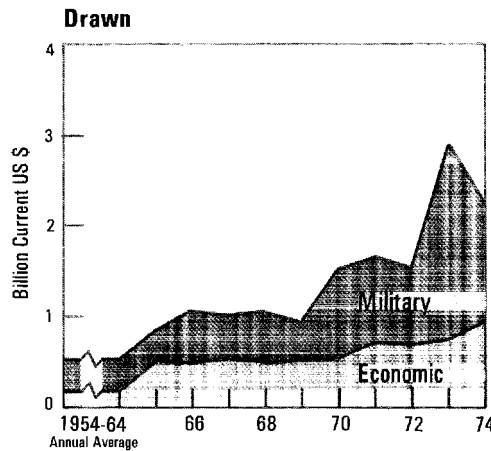
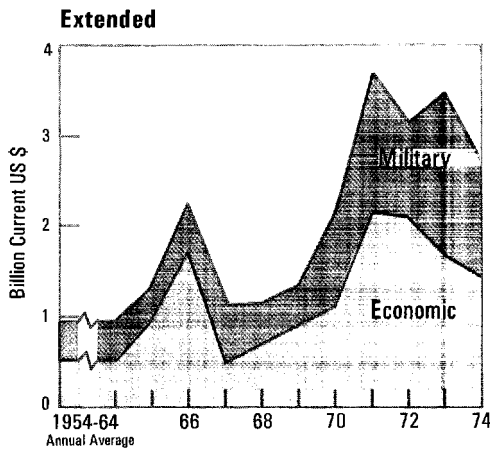
Military Aid

4. Communist Military Aid Extended to Less Developed Countries, 1974.....	12
5. Communist Military Agreements with Less Developed Countries, by Recipient, 1955-74.....	13
6. Communist Military Aid to Less Developed Countries, Extended and Drawn, 1955-74.....	23
7. Major Communist Military Equipment Delivered to Less Developed Countries, by Recipient, 1974.....	25
8. Major Communist Military Equipment Delivered to Less Developed Countries, by Recipient, 1955-74.....	27
9. Communist Military Technicians in Less Developed Countries.....	29
10. Military Personnel from Less Developed Countries Trained in Communist Countries.....	30

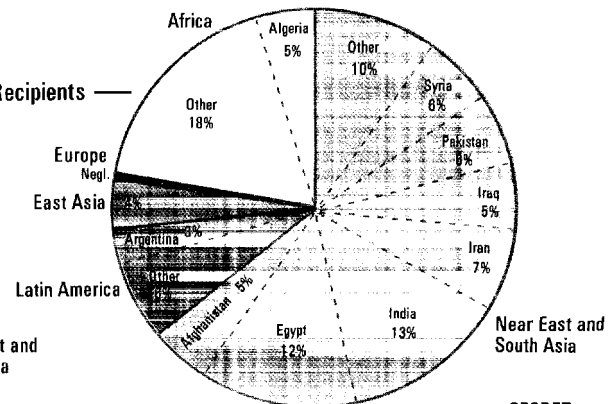
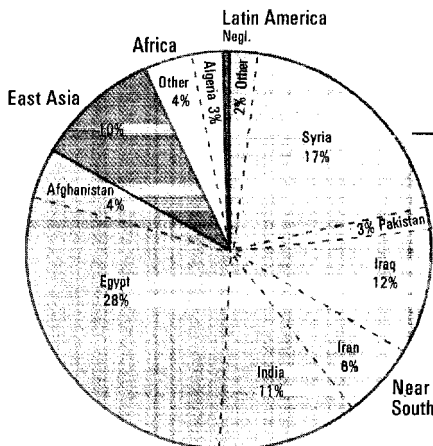
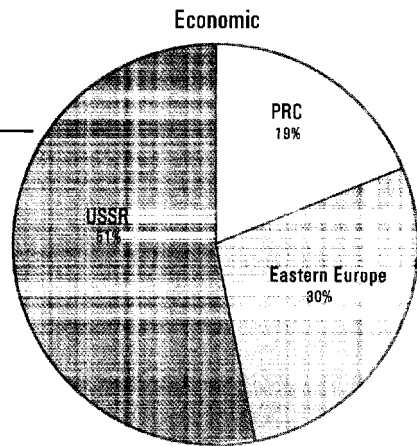
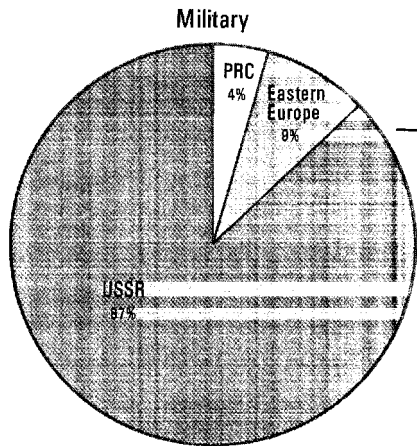
	Page
Economic Aid	
11. Communist Economic Aid Extended to Less Developed Countries, 1974.....	31
12. Communist Economic Credits and Grants to Less Developed Countries, Extended and Drawn, 1954-74.....	32
13. USSR: Economic Aid Extended to Less Developed Countries, by Year.....	34
14. Eastern Europe: Economic Aid Extended to Less Developed Countries, by Year.....	36
15. PRC: Economic Aid Extended to Less Developed Countries, by Year.	37
16. Communist Economic Technicians in Less Developed Countries, 1974.	38
17. Technical Trainees from Less Developed Countries Departing for Training in Communist Countries.....	40
18. Academic Students from Less Developed Countries Trained in Communist Countries.....	41
Summary of Information on Communist Economic Credits and Grants to Less Developed Countries	
19. Africa.....	44
20. East Asia.....	73
21. Europe.....	79
22. Latin America.....	80
23. Near East and South Asia.....	87

SECRET//NO FOREIGN DISSEM

Communist Aid to Less Developed Countries



Shares of Aid Extended, 1954-74



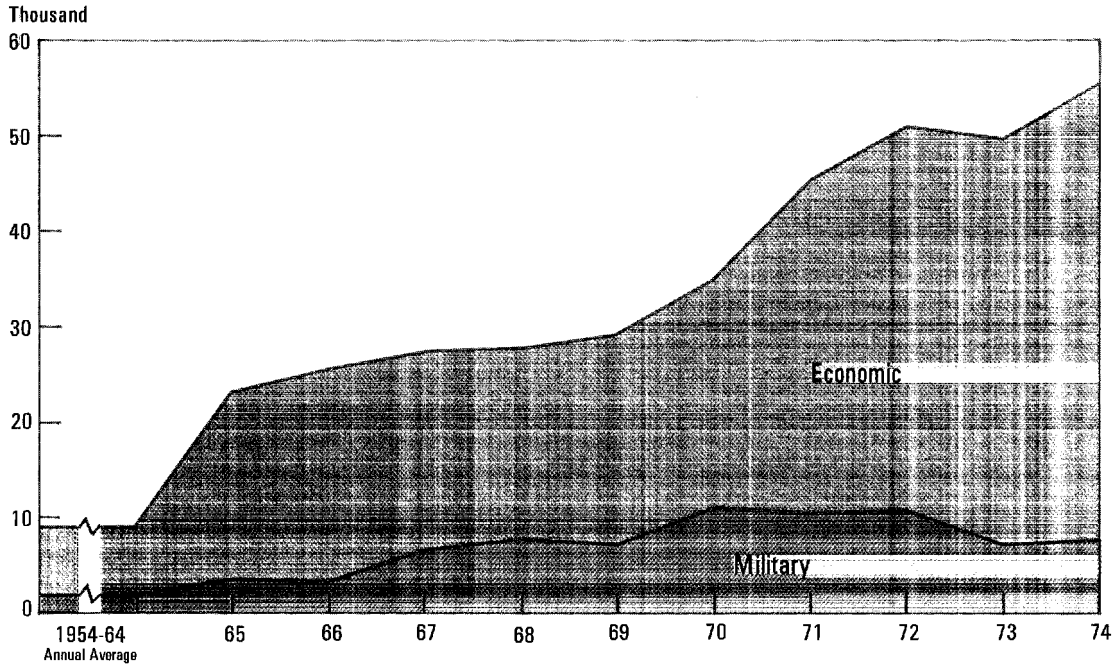
565270 3-75 CIA

SECRET
No Foreign Dissem

SECRET//NO FOREIGN DISSEM

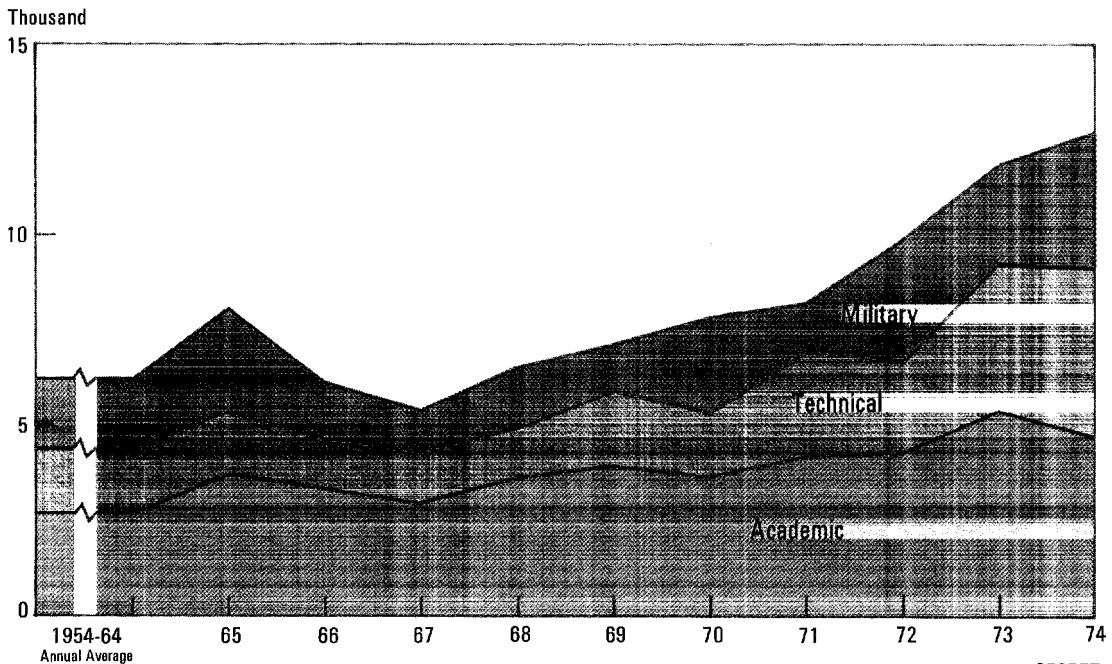
Communist-Less Developed Country Personnel Exchanges

Communist Personnel in Less Developed Countries*



*Present for 1 month or more.

Less Developed Country Personnel Departing for Training in Communist Countries

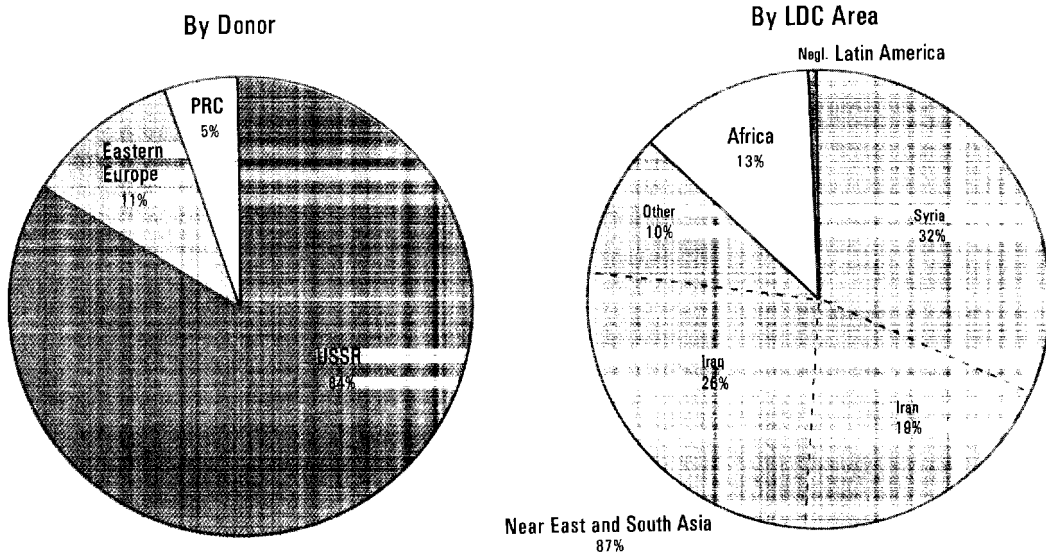


565208 3-75 CIA

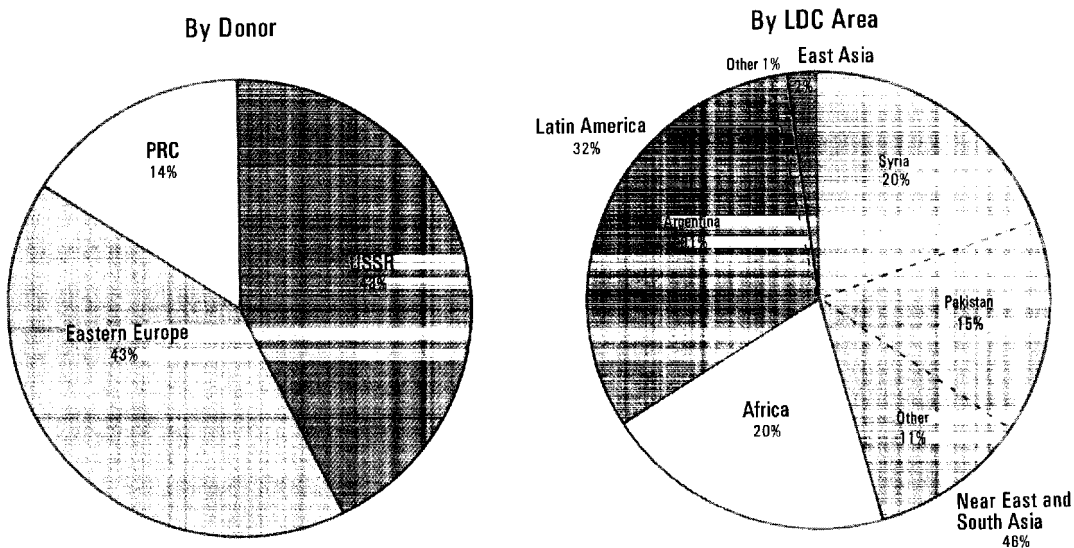
SECRET
No Foreign Dissem

SECRET/NO FOREIGN DISSEM

The Shares of Communist Military Aid Extended to Less Developed Countries, 1974



The Shares of Communist Economic Aid Extended to Less Developed Countries, 1974



SECRET

No Foreign Dissem

565289 3-75 CIA

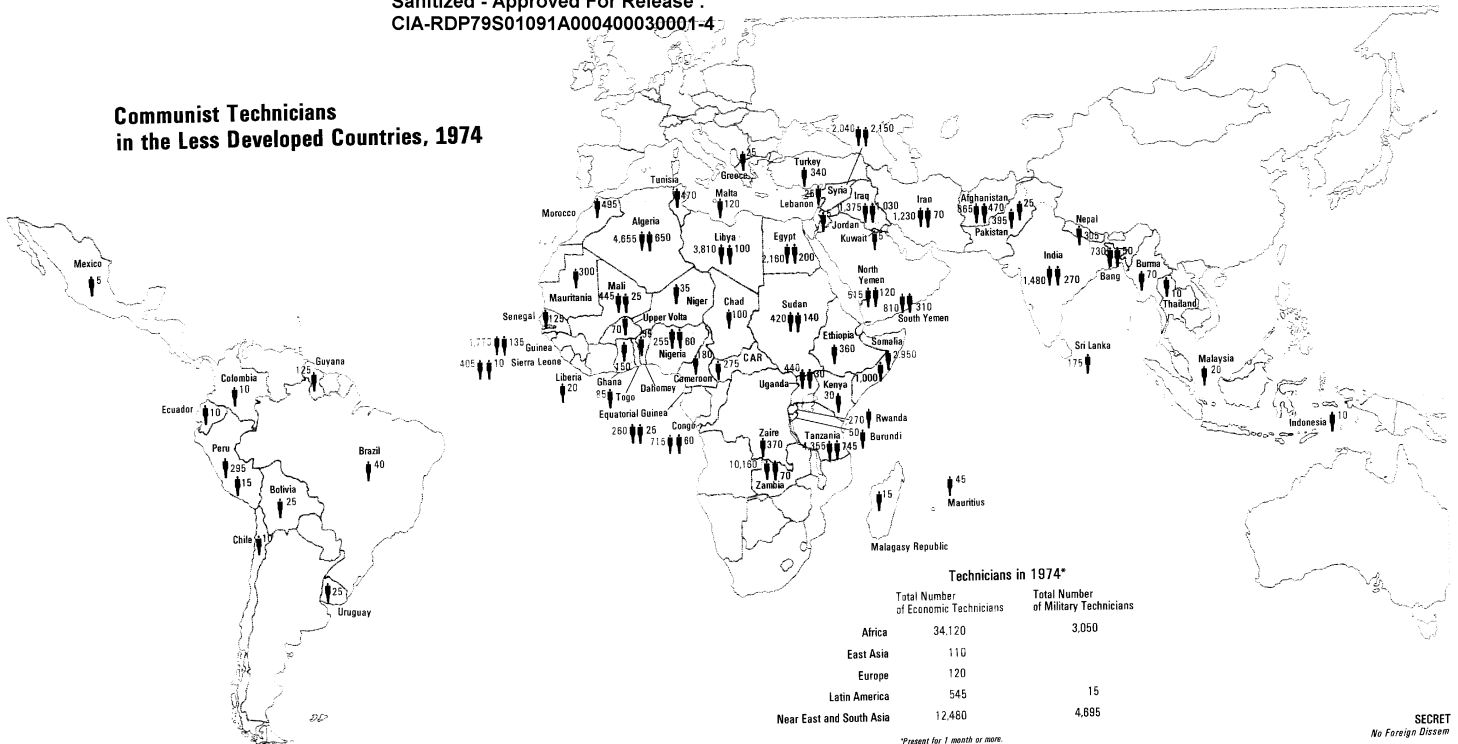
SECRET/NO FOREIGN DISSEM

Sanitized - Approved For Release : CIA-RDP79S01091A000400030001-4

Sanitized - Approved For Release : CIA-RDP79S01091A000400030001-4

Sanitized - Approved For Release :
 CIA-RDP79S01091A000400030001-4

**Communist Technicians
 in the Less Developed Countries, 1974**



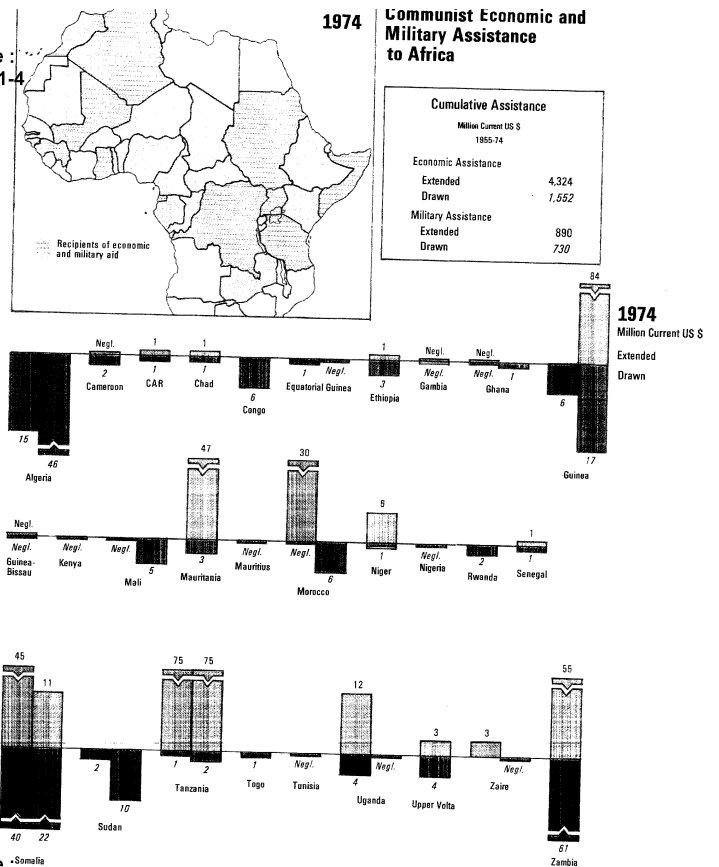
56279 3 75 DA

*Present for 1 month or more.

Sanitized - Approved For Release :
 CIA-RDP79S01091A000400030001-4

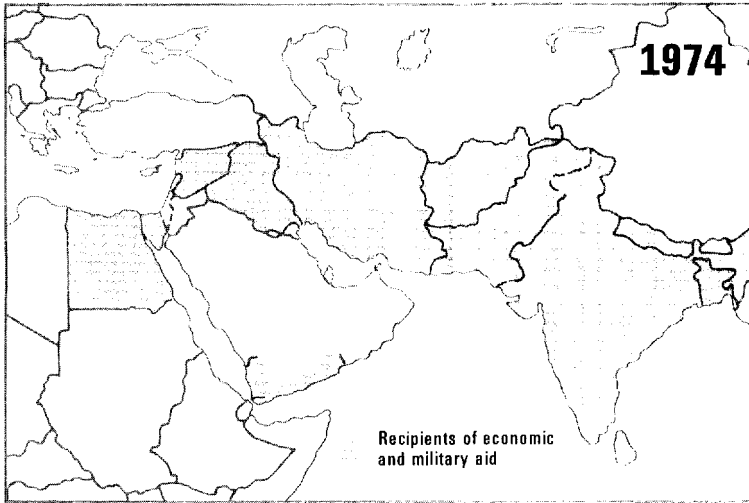
SECRET
 No Foreign Dissem

Sanitized - Approved For Release : CIA-RDP79S01091A000400030001-4



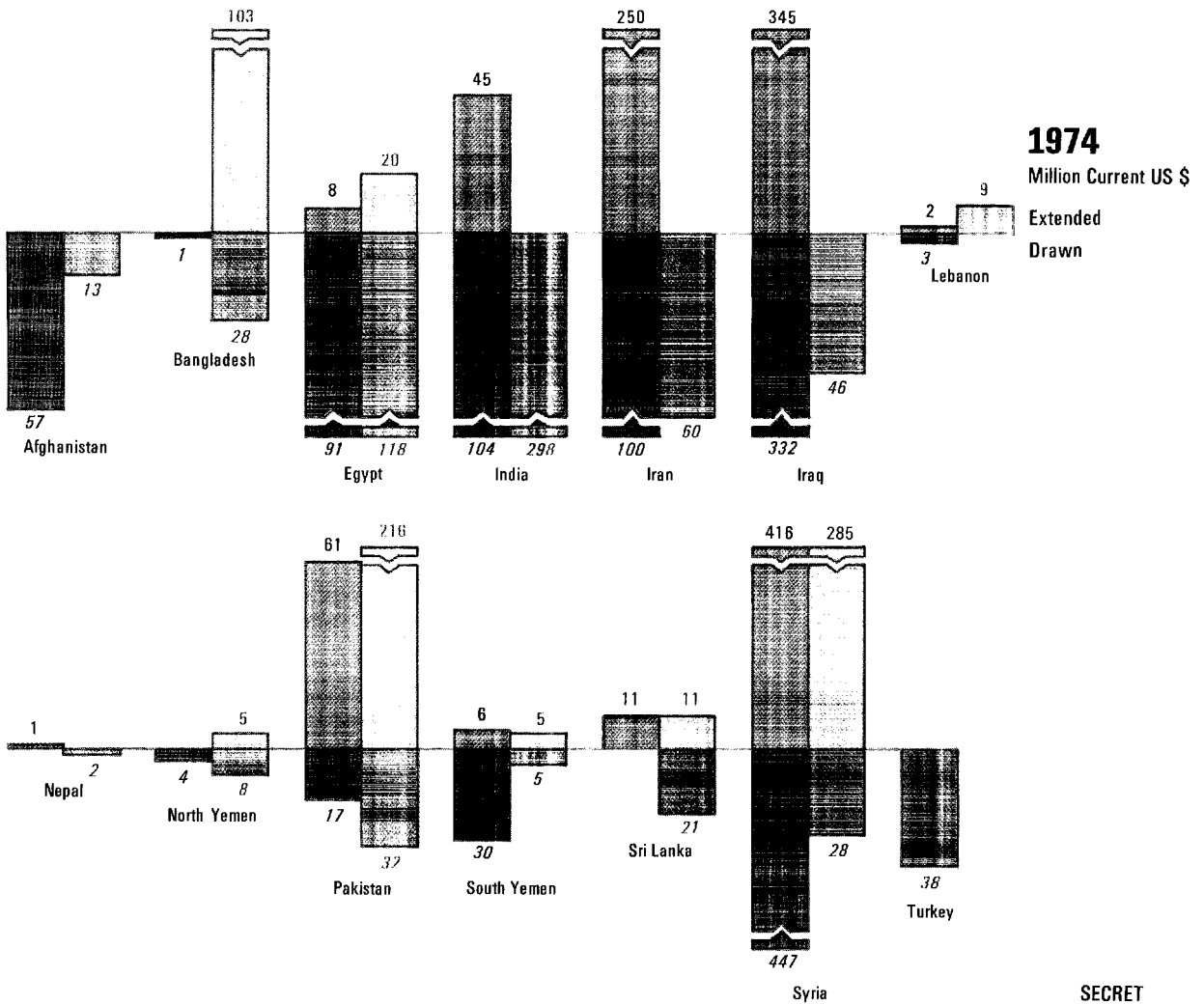
Sanitized - Approved For Release : CIA-RDP79S01091A000400030001-4

SECRET/NO FOREIGN DISSEM



Communist Economic and Military Assistance to the Near East and South Asia

Cumulative Assistance	
1954-74	
Million Current US \$	
Economic Assistance	
Extended	11,145
Drawn	3,000
Military Assistance	
Extended	11,375
Drawn	10,059



565272 3-75 CIA

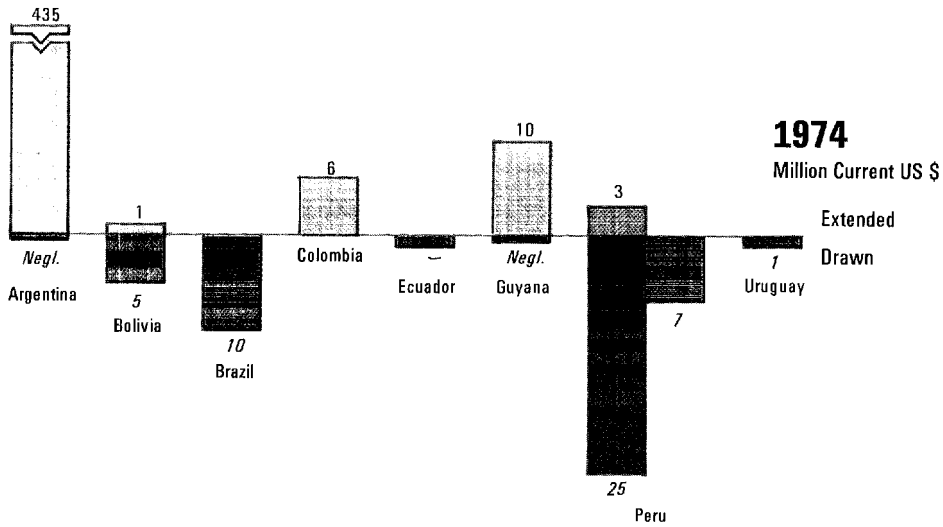
SECRET
No Foreign Dissem

SECRET/NO FOREIGN DISSEM



Communist Economic and Military Assistance to Latin America,

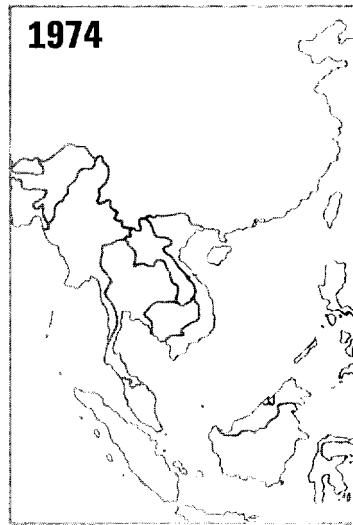
Cumulative Assistance	
1958-74	
Million Current US \$	
Economic Assistance	
Extended	1,737
Drawn	274
Military Assistance	
Extended	38
Drawn	30



565271 3-75 CIA

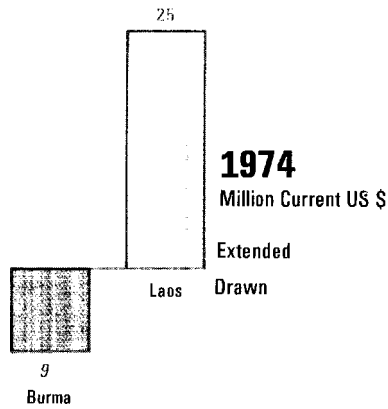
SECRET
No Foreign Dissem

SECRET/NO FOREIGN DISSEM



Communist Economic and Military Assistance to East Asia

Cumulative Assistance	
1955-74	
Million Current US \$	
Economic Assistance	
Extended	771
Drawn	475
Military Assistance	
Extended	1,338
Drawn	1,091



565274 3-75 CIA

SECRET
No Foreign Dissem

SECRET/NO FOREIGN DISSEM

Table 1

Communist Aid Extended to Less Developed Countries
 1974

Million Current US \$

	Military				Economic			
	Total	USSR	Eastern Europe	PRC	Total	USSR	Eastern Europe	PRC
Total	1,314	1,100	149	65	1,415.2	612.6	605.3	197.3
Africa	166	160	3	3	283.8	21.8	90.0	172.0
Cameroon.....	0.2	0.2
Central African Republic..	1	1
Chad.....	1.0	1.0
Ethiopia.....	0.7	0.7
Gambia.....	0.2	0.2
Ghana.....	Negl.	Negl.
Guinea.....	83.5	2.0	80.0	1.5
Guinea-Bissau.....	Negl.	Negl.
Mauritania.....	47.3	0.4	10.0	36.9
Morocco.....	30	30
Niger.....	6.2	1.2	5.0
Senegal.....	0.5	0.5
Somalia.....	45	45	11.2	10.6	0.6
Tanzania.....	75	74	1	75.0	75.0
Uganda.....	12	10	2
Upper Volta.....	3.1	1.6	1.5
Zaire.....	3	3
Zambia.....	54.9	3.4	51.5
East Asia	25.0	25.0
Laos.....	25.0	25.0
Latin America	3	3	452.2	222.2	230.0
Argentina.....	435.0	215.0	220.0
Bolivia.....	1.2	1.2
Colombia.....	6.0	6.0
Guyana.....	10.0	10.0
Peru.....	3	3
Near East and South Asia ...	1,145	937	146	62	654.2	368.6	285.3	0.3
Bangladesh.....	103.1	27.6	75.5
Egypt.....	8	8	20.0	20.0
India.....	45	45
Iran.....	250	250
Iraq.....	345	270	75
Lebanon.....	2	2	9.2	9.2
Nepal.....	1	1
North Yemen.....	5.0	5.0
Pakistan.....	61	61	216.0	216.0
South Yemen.....	6	6	5.0	5.0
Sri Lanka.....	11	11	10.9	10.6	0.3
Syria.....	416	406	10	285.0	100.0	185.0

Table 2

Communist Aid Extended to Less Developed Countries

Million Current US \$

	Military				Economic ¹			
	Total	USSR	Eastern Europe	PRC	Total	USSR	Eastern Europe	PRC
Total	13,641	11,837	1,251	553	19,022	9,853	5,630	3,539
1954-64 ²	4,331	3,788	505	38	5,796	3,826	1,297	673
1965	386	262	45	79	976	372	533	71
1966	516	449	15	52	1,699	1,241	294	164
1967	646	515	75	56	482	301	132	50
1968	532	462	45	25	654	379	220	54
1969	427	338	86	3	936	494	426	16
1970	1,086	984	39	63	1,103	198	176	728
1971	1,549	1,376	97	76	2,171	1,125	484	563
1972	1,018	829	111	78	2,144	650	910	584
1973	1,836	1,734	84	18	1,647	654	554	439
1974	1,314	1,100	149	65	1,415	613	605	197

¹ Because of rounding, components may not add to the totals shown.

² Military aid started in 1955.

Table 3

Communist Aid Drawn by Less Developed Countries

Million Current US \$

	Military				Economic			
	Total	USSR	Eastern Europe	PRC	Total	USSR	Eastern Europe	PRC
Total ¹	11,910	10,444	1,007	459	8,196	5,319	1,461	1,416
1954-64 ²	3,211	2,686	490	35	2,090	1,528	385	177
1965	353	331	9	13	521	352	91	77
1966	576	460	43	73	498	334	74	90
1967	495	448	21	26	518	303	114	100
1968	539	460	50	29	486	300	116	70
1969	480	417	36	27	502	341	91	70
1970	1,034	936	71	27	540	360	112	68
1971	917	779	73	65	732	419	145	170
1972	880	759	46	75	665	348	97	221
1973	2,144	1,995	77	72	713	402	117	194
1974	1,281	1,173	91	17	930	634	118	178

¹ Because of rounding, components may not add to the totals shown.

² Military aid started in 1955.

Table 4

Communist Military Aid Extended to Less Developed Countries¹
 1974

Million Current US \$

	Total	USSR	Bulgaria	Czecho- slovakia	East Germany	Hungary	Romania	PRC
Total	1,314	1,100	50	58	4	15	22	65
Africa	166	160	1	2	3
Central African Republic..	1	1
Ghana.....	Negl.	Negl.
Guinea-Bissau.....	Negl.	Negl.
Morocco.....	30	30
Somalia.....	45	45
Tanzania.....	75	74	1
Uganda.....	12	10	2
Zaire.....	3	3
Latin America	3	3
Peru.....	3	3
Near East and South Asia ...	1,145	937	49	56	4	15	22	62
Egypt.....	8	8
India.....	45	45
Iran.....	250	250
Iraq.....	345	270	47	4	2	22
Lebanon.....	2	Negl.	2
Nepal.....	1	1
Pakistan.....	61	61
South Yemen.....	6	6
Sri Lanka.....	11	11
Syria.....	416	406	2	7	1

¹ Excluding downpayments and cash sales.

Table 5

Communist Military Agreements with Less Developed Countries, by Recipient
1955-74

Recipient and Month and Year Signed	Communist Signatory	Total Value of Agreements ¹	Downpay- ments ²	Total	Amount of Aid	
					Credits	Grants or Discounts ³
Total		14,755	1,114	13,641	9,502	4,137
Afghanistan		517⁴	3	514	147	367
1st half 1956	USSR	100	100	25	75
2d half 1956	Czechoslovakia	10	3	7	7
August 1959	USSR	23	23	6	17
November 1960	Czechoslovakia	6	6	6
2d half 1960	USSR	40	40	10	30
1st half 1961	USSR	1	1	1
July 1961	Czechoslovakia	7	7	7
February 1964	USSR	16	16	4	12
October 1964	USSR	80	80	20	60
November 1966	USSR	44	44	11	33
	USSR	44	44	11	33
January 1971	USSR	40	40	10	30
March 1971	USSR	Negl.	Negl.
July 1971	USSR	67	67	17	50
1st half 1973	Czechoslovakia	2	2	2
May 1973	USSR	30	30	8	22
Fall 1973	USSR	7	7	2	5
Algeria		358	358	171	187
1959	PRC	5 ⁵	5	5
1960	PRC	7 ⁵	7	7
1961	Bulgaria	1 ⁵	1	1
1962	USSR	3 ⁵	3	3
1st half 1963	USSR	7	7	3	4
October 1963	USSR	100	100	50	50
February 1965	PRC	Negl.	Negl.	Negl.
May 1965	USSR	135	135	68	67
2d half 1968	USSR	50	50	25	25
February 1971	USSR	50	50	25	25
Bangladesh		35	35	31	4
March 1972	USSR	35	35	31	4
Burma		Negl.	Negl.	Negl.
September 1970	USSR	Negl.	Negl.
June 1974	Czechoslovakia	Negl.	Negl.
Burundi		2	2	2
2d half 1970	USSR	Negl.	Negl.
January 1972	PRC	2	2	2
Cambodia		26⁶	26	3	23
April 1963	USSR	1	1	1
December 1963	PRC	Negl.	Negl.	Negl.
April 1964	USSR	3	3	2	1
April 1964	Czechoslovakia	Negl.	Negl.
October 1964	PRC	4	4	1	3
November 1965	PRC	4	4	4
May 1966	USSR	2	2	2
November 1966	PRC	3	3	3
2d half 1967	PRC	3	3	3
February 1968	USSR	6	6	6
October 1969	PRC	N.A.	N.A.

Footnotes on Page 22.

Table 5

**Communist Military Agreements with Less Developed Countries, by Recipient
1955-74
(Continued)**

Million Current US \$

Recipient and Month and Year Signed	Communist Signatory	Total Value of Agreements ¹	Downpay- ments ²	Amount of Aid		
				Total	Credits	Grants or Discounts ³
Central African Republic		1	1	1
1974.....	USSR.....	1	1	1
Congo		19	19	12	7
September 1964.....	PRC.....	Negl.	Negl.	Negl.
January 1965.....	USSR.....	2	2	1	1
1968.....	USSR.....	1	1	1
March 1969.....	USSR.....	2	2	2
October 1969.....	PRC.....	1	1	1
June 1970.....	USSR.....	9	9	9
November 1970.....	PRC.....	2	2	2
June 1971.....	PRC.....	Negl.	Negl.	Negl.
February 1972.....	PRC.....	1	1	1
May 1973.....	Romania.....	Negl.	Negl.
July 1973.....	PRC.....	1	1	1
July 1973.....	East Germany.....	Negl.	Negl.
Cyprus		29	2	27	14	13
September 1964.....	USSR.....	26	26	13	13
September 1966.....	Czechoslovakia.....	1	1	1
January 1971.....	Czechoslovakia.....	1	1
November 1973.....	Czechoslovakia.....	1	1
Egypt		3,829	56	3,773	2,083	1,690
2d half 1955.....	Czechoslovakia.....	140	25	115	115
1956.....	Czechoslovakia.....	125	25	100	100
July 1956.....	USSR.....	155	155	50	105
1958.....	USSR.....	60	60	20	40
1960.....	USSR.....	150	150	50	100
1961.....	USSR.....	270	270	90	180
1962.....	USSR.....	150	150	50	100
June 1963.....	USSR.....	100	100	35	65
November 1964.....	USSR.....	250	250	125	125
September 1965.....	USSR.....	25	25	15	10
1st half 1966.....	Czechoslovakia.....	14	14	14
July 1967.....	USSR.....	175	175	85	90
November 1967.....	Czechoslovakia.....	25	25	25
July 1968.....	USSR.....	100	100	50	50
February 1969.....	Czechoslovakia.....	6	6	6
March 1969.....	USSR.....	50	50	25	25
June 1969.....	Czechoslovakia.....	15	15	15
2d half 1969.....	Hungary.....	16	16	16
1970.....	Poland.....	1	1
1970.....	East Germany.....	6	1	5	5
January-July 1970.....	USSR.....	650	650	325	325
January-September 1971.....	USSR.....	400	400	200	200
1971.....	Czechoslovakia.....	15	15	15
1972.....	Czechoslovakia.....	20	20	20
1972.....	USSR.....	250	250	125	125
1973.....	USSR.....	635	635	485	150 ⁷
1973.....	Poland.....	5	5	5
1973.....	Czechoslovakia.....	9	9	9
February 1974.....	Hungary.....	12	4	8	8

Footnotes on Page 22.

SECRET/NO FOREIGN DISSEM

Table 5

Communist Military Agreements with Less Developed Countries, by Recipient
1955-74
(Continued)

Recipient and Month and Year Signed	Communist Signatory	Total Value of Agreements ¹	Downpay- ments ²	Amount of Aid		
				Total	Credits	Grants or Discounts ³
Equatorial Guinea		1	1	1
November 1970.....	USSR.....	1	1	1
2d half 1972.....	PRC.....	Negl.	Negl.	Negl.
Ghana		10⁸	10	5	5
1st half 1962.....	USSR.....	6	6	3	3
April 1964.....	USSR.....	3	3	2	1
2d half 1965.....	USSR.....	1	1	1
2d half 1965.....	PRC.....	Negl.	Negl.	Negl.
1971.....	Poland.....	Negl.	Negl.	Negl.
March 1974.....	Bulgaria.....	Negl.	Negl.	Negl.
Guinea		43	43	29	14
March 1959.....	Czechoslovakia.....	1	1	1
1st half 1960.....	USSR.....	8	8	4	4
July 1965.....	USSR.....	2	2	1	1
September 1967.....	USSR.....	Negl.	Negl.
July 1968.....	PRC.....	1	1	1
1st half 1971.....	USSR.....	15	15	10	5
July 1971.....	PRC.....	6	6	6
November 1973.....	USSR.....	10	10	7	3
Guinea-Bissau		Negl.	Negl.	Negl.
November 1974.....	USSR.....	Negl.	Negl.	Negl.
India		1,907	342	1,565	1,565
November 1960.....	USSR.....	21	8	13	13
March 1961.....	USSR.....	6	6
May 1961.....	USSR.....	2	2	2
January 1962.....	USSR.....	2	2	2
August 1962.....	USSR.....	46	17	29	29
August 1962.....	USSR.....	170 ⁹	127	43	43
August 1962.....	USSR.....	12	12
January 1963.....	USSR.....	6	1	5	5
April 1963.....	USSR.....	16	2	14	14
August 1963.....	USSR.....	38	4	34	34
April 1964.....	USSR.....	40	8	32	32
September 1964.....	USSR.....	197	20	177	177
September 1965.....	USSR.....	106	21	85	85
November 1965.....	Czechoslovakia.....	42	6	36	36
November 1965.....	Bulgaria.....	2	2	2
January 1966.....	USSR.....	11	2	9	9
October 1966.....	USSR.....	153	15	138	138
January 1968.....	USSR.....	33	3	30	30
March 1968.....	Bulgaria.....	10	3	7	7
August 1968.....	USSR.....	42	4	38	38
September 1968.....	Czechoslovakia.....	5	5
February 1969.....	USSR.....	62	6	56	56
May 1969.....	Czechoslovakia.....	6	6	6
June 1969.....	USSR.....	10	1	9	9
October 1969.....	USSR.....	120 ¹⁰	120	120
2d half 1969.....	USSR.....	10	1	9	9
1st half 1970.....	USSR.....	56	56	56

Footnotes on Page 22.

SECRET/NO FOREIGN DISSEM

Table 5

Communist Military Agreements with Less Developed Countries, by Recipient
1955-74
(Continued)

Recipient and Month and Year Signed	Communist Signatory	Total Value of Agreements ¹	Downpay- ments ²	Amount of Aid		
				Total	Credits	Grants or Discounts ³
India (Continued)						
1st half 1970.....	USSR.....	28	28	28
1st half 1970.....	Czechoslovakia.....	2	2	2
Spring 1971.....	Czechoslovakia.....	10	10	10
Spring 1971.....	Bulgaria.....	2	2	2
Summer 1971.....	Czechoslovakia.....	20	20	20
June 1971.....	USSR.....	50	5	45	45
July 1971.....	Poland.....	17	3	14	14
July 1971.....	USSR.....	33	3	30	30
October 1971.....	Poland.....	11	11	11
December 1971.....	USSR.....	127	3	114	114
2d half 1971.....	USSR.....	18	2	16	16
March 1972.....	USSR.....	45	5	40	40
March 1972.....	USSR.....	4	4
May 1972.....	Czechoslovakia.....	1	1
1st half 1972.....	Czechoslovakia.....	1	1	1
1st half 1972.....	USSR.....	27	3	24	24
July 1972.....	USSR.....	65	7	58	58
August 1972.....	USSR.....	8	1	7	7
January 1973.....	Poland.....	16	3	13	13
1st half 1973.....	USSR.....	2	2	2
2d half 1973.....	USSR.....	141	14	127	127
November 1973.....	USSR.....	5	1	4	4
December 1974.....	Czechoslovakia.....	50	5	45	45
Indonesia.....		1,342¹¹	30	1,312¹¹	1,044¹¹	268¹¹
February 1957.....	USSR.....	8	8	8
March 1958.....	Poland.....	120	12	108	108
April 1958.....	Czechoslovakia.....	70	7	63	63
2d half 1958.....	PRC.....	21	21	21
October 1959.....	USSR.....	6	1	5	5
September 1960.....	USSR.....	283	283	200	83
1st half 1961.....	USSR.....	441	441	332	109
September 1961.....	Poland.....	10	10	10
December 1961.....	Czechoslovakia.....	4	4	4
May 1962.....	USSR.....	95	95	69	26
November 1963.....	USSR.....	61	61	51	10
October 1964.....	USSR.....	199	199	159	40
October 1964.....	Czechoslovakia.....	14	14	14
November 1965.....	Czechoslovakia.....	Negl.	Negl.
September 1967.....	USSR.....	10	10
September 1972.....	Czechoslovakia.....	Negl.	Negl.
Iran.....		828	2	826	826
January 1967.....	USSR.....	110	110	110
September 1967.....	USSR.....	40	40	40
February 1969.....	USSR.....	40	40	40
February 1970.....	USSR.....	45	45	45
October 1970.....	USSR.....	90	90	90
August 1971.....	USSR.....	123	123	123
October 1971.....	USSR.....	56	56	56

Footnotes on Page 22.

Table 5

**Communist Military Agreements with Less Developed Countries, by Recipient
1955-74
(Continued)**

Recipient and Month and Year Signed	Communist Signatory	Total Value of Agreements ¹	Downpay- ments ²	Amount of Aid		
				Total	Credits	Grants or Discounts ³
Iran (Continued)						
April 1972.....	Czechoslovakia.....	1	1
October 1972.....	USSR.....	72	72	72
August 1973.....	Czechoslovakia.....	1	1
1st half 1974.....	USSR.....	250	250	250
Iraq.....		1,719	46	1,673	1,108	565
November 1958.....	USSR.....	131	131	42	89
February 1960.....	USSR.....	98	98	30	68
October 1961.....	USSR.....	113	113	74	39
June 1964.....	USSR.....	41	41	27	14
May 1966.....	USSR.....	181	181	121	60
July 1967.....	USSR.....	80	80	40	40
October 1967.....	Czechoslovakia.....	20	20	20
March 1968.....	USSR.....	10	2	8	8
March 1968.....	Bulgaria.....	2	2	2
May 1968.....	Czechoslovakia.....	30	30	30
May 1969.....	USSR.....	45	45	25	20
August 1969.....	Czechoslovakia.....	15	15	15
September 1969.....	Poland.....	10	10	10
1st half 1970.....	USSR.....	30	30	20	10
October 1970.....	USSR.....	25	25	15	10
July 1971.....	USSR.....	14	14	14
July 1971.....	PRC.....	Negl.	Negl.
October 1971.....	USSR.....	236	236	156	80
December 1971.....	Hungary.....	15	15	15
1971.....	Hungary.....	1	1
November 1972.....	East Germany.....	1	1
1972.....	Czechoslovakia.....	80	80	80
1972.....	Hungary.....	1	1
2d half 1972.....	USSR.....	14	14	10	4
December 1972.....	Bulgaria.....	1	1
January 1973.....	USSR.....	140	140	95	45
April 1973.....	Czechoslovakia.....	1	1
1973.....	Hungary.....	2	2
September 1973.....	USSR.....	9	9
September 1973.....	Bulgaria.....	2	2
December 1973.....	Poland.....	Negl.	Negl.	Negl.
1st half 1974.....	USSR.....	45	45	30	15
1st half 1974.....	USSR.....	200	200	135	65
1st half 1974.....	Bulgaria.....	47	47	47
1st half 1974.....	Czechoslovakia.....	4	4	4
1st half 1974.....	East Germany.....	2	2	2
1974.....	Hungary.....	26	26
July 1974.....	Romania.....	22	22	22
November 1974.....	USSR.....	20	20	14	6
December 1974.....	USSR.....	5	5	5
Lebanon.....		8	2	6	6
October 1971.....	USSR.....	3	3	3
April 1972.....	Czechoslovakia.....	Negl.	Negl.

Footnotes on Page 22.

Table 5

**Communist Military Agreements with Less Developed Countries, by Recipient
 1955-74
 (Continued)**

Million Current US \$

Recipient and Month and Year Signed	Communist Signatory	Total Value of Agreements ¹	Downpay- ments ²	Amount of Aid		
				Total	Credits	Grants or Discounts ³
Lebanon (Continued)						
1973	Czechoslovakia	1	1	1
November 1973	Bulgaria	2	2
December 1974	Czechoslovakia	2	2	2
Libya		490	490
March 1970	USSR	35	35
December 1970	Czechoslovakia	5	5
May 1971	USSR	33	33
Mid-1971	Czechoslovakia	5	5
June 1971	USSR	16	16
November 1971	USSR	7	7
February 1972	Czechoslovakia	3	3
June 1972	USSR	30	30
July 1972	Czechoslovakia	6	6
June 1973	USSR	4	4
2d half 1973	Czechoslovakia	6	6
1st half 1974	USSR	80	80
1974	Czechoslovakia	5	5
1974	Poland	5	5
2d half 1974	USSR	250	250
Maldives		Negl.	Negl.
1971	USSR	Negl.	Negl.
Mali		8	8	3	5
1st half 1961	USSR	2	2	1	1
November 1964	PRC	Negl.	Negl.	Negl.
October 1965	USSR	2	2	2
January 1971	USSR	4	4	2	2
May 1971	PRC	Negl.	Negl.
Morocco		65	65	60	5
November 1960	USSR	3	3	3
January 1962	USSR	8	8	6	2
October 1966	USSR	2	2	2
July 1967	Czechoslovakia	20	20	20
January 1973	USSR	2	2	2
April 1974	USSR	Negl.	Negl.	Negl.	Negl.
October 1974	USSR	30	30	30
Nepal		1	1	1
1st half 1974	PRC	1	1	1
Nigeria		87	78	9	9
July 1967	USSR	5	5
July 1967	Czechoslovakia	2	2
March 1968	USSR	1	1	1
July 1968	USSR	2	Negl.	2	2
October 1968	USSR	6	Negl.	6	6
January 1969	Bulgaria	4	4
1st half 1969	USSR	5	5
March 1969	Czechoslovakia	5	5
August 1969	USSR	6	6
Early 1972	Czechoslovakia	1	1
May 1974	USSR	50	50

Footnotes on Page 22.

Table 5
 Communist Military Agreements with Less Developed Countries, by Recipient
 1955-74
 (Continued)

Recipient and Month and Year Signed	Communist Signatory	Total Value of Agreements ¹	Downpay- ments ²	Total	Amount of Aid	
					Credits	Grants or Discounts ³
North Yemen		115 ¹²	4	111	13	98
1st half 1956.....	Czechoslovakia.....	30	3	27	7	20
November 1962.....	USSR.....	20	20	20
March 1963.....	USSR.....	30	30	30
March 1964.....	USSR.....	10	10	3	7
March 1964.....	Czechoslovakia.....	1	1	1
July 1965.....	USSR.....	Negl.	Negl.
September 1967.....	USSR.....	10	10	10
October 1968.....	USSR.....	5	5	5
April 1969.....	USSR.....	2	2	2
July 1970.....	Bulgaria.....	2	2	2
December 1971.....	USSR.....	1	1	1
April 1972.....	Romania.....	1	1
May 1973.....	USSR.....	3	3	3
Pakistan		508	38	470	350	120
September 1965.....	PRC.....	75	75	75
July 1966.....	PRC.....	42	42	42
December 1966.....	USSR.....	3	1	2	2
May 1967.....	PRC.....	50	50	50
December 1967.....	PRC.....	3	3	3
2d half 1967.....	Czechoslovakia.....	16	16
April 1968.....	USSR.....	5	1	4	4
July 1968.....	USSR.....	58	58	58
November 1970.....	PRC.....	40	40	40
November 1971.....	PRC.....	60	60	60
February 1972.....	PRC.....	65	65	65
April 1972.....	USSR.....	2	2
December 1972.....	Czechoslovakia.....	16	16
February 1973.....	Czechoslovakia.....	Negl.	Negl.
November 1973.....	PRC.....	10	10	10
Spring 1974.....	PRC.....	1	1	1
May 1974.....	PRC.....	60	60	60
July 1974.....	USSR.....	2	2
Peru		38	38	38
March 1973.....	USSR.....	35	35	35
Mid-1974.....	USSR.....	3	3	3
Sierra Leone		3	3	3
1971.....	PRC.....	3	3	3
1971.....	USSR.....	Negl.	Negl.
Somalia		115	115	58	57
November 1963.....	USSR.....	35	35	3	32
1st half 1968.....	USSR.....	5	5	3	2
April 1970.....	USSR.....	6	6	4	2
November 1971.....	USSR.....	24	24	18	6
1st half 1974.....	USSR.....	45	45	30	15
South Yemen		92	92	79	13
February 1968.....	USSR.....	2	2	1	1
August 1968.....	USSR.....	5	5	3	2
1st half 1969.....	USSR.....	5	5	5

Footnotes on Page 22.

Table 5

Communist Military Agreements with Less Developed Countries, by Recipient
 1955-74
 (Continued)

Recipient and Month and Year Signed	Communist Signatory	Total Value of Agreements ¹	Downpay- ments ²	Amount of Aid		
				Total	Credits	Grants or Discounts ³
South Yemen (Continued)						
September 1970.....	USSR.....	5	5	5
October 1971.....	USSR.....	10	10	10
2d half 1971.....	East Germany.....	2	2	2
March 1972.....	Hungary.....	2	2	2
November 1972.....	USSR.....	20	20	20
1st half 1973.....	USSR.....	35	35	35
September 1974.....	Hungary.....	6	6	6
Sri Lanka.....		20	20	Negl.	20
May 1971.....	PRC.....	5	5	5
May 1971.....	USSR.....	2	2	Negl.	2
March 1972.....	PRC.....	1	1	1
November 1973.....	PRC.....	1	1	1
November 1974.....	USSR.....	11	11	11
Sudan.....		94	11	83	75	8
January 1968.....	USSR.....	75	9	66	66
February 1968.....	Bulgaria.....	5	1	4	4
2d half 1969.....	Czechoslovakia.....	6	1	5	5
April 1972.....	PRC.....	8	8	8
Syria.....		2,271	9	2,262	1,643	619
1st half 1956.....	Czechoslovakia.....	37	2	35	35
November 1956.....	USSR.....	42	42	14	28
October 1957.....	USSR.....	75	75	25	50
February 1958.....	USSR.....	90	90	60	30
March 1962.....	USSR.....	60	60	30	30
October 1963.....	Czechoslovakia.....	5	5	5
October 1964.....	USSR.....	35	35	18	17
March 1965.....	Czechoslovakia.....	5	5	5
April 1966.....	USSR.....	25	25	13	12
July 1967.....	East Germany.....	Negl.	Negl.
August 1967.....	USSR.....	100	100	50	50
October 1967.....	Czechoslovakia.....	10	10	10
August 1968.....	USSR.....	75	75	45	30
May 1969.....	PRC.....	2	2	2
August 1969.....	Czechoslovakia.....	12	12	12
April 1970.....	Czechoslovakia.....	15	15	15
2d half 1970.....	Poland.....	15	15	15
2d half 1970.....	USSR.....	40	40	30	10
January 1971.....	Hungary.....	10	2	8	8
February 1971.....	USSR.....	125	125	89	36
March 1972.....	USSR.....	9	9	9
May 1972.....	USSR.....	300	300	225	75
2d half 1972.....	Hungary.....	1	1	1
November 1972.....	Czechoslovakia.....	8	1	7	7
May 1973.....	East Germany.....	3	3	3
1st half 1973.....	Czechoslovakia.....	2	2
October 1973.....	Czechoslovakia.....	15	15	14	1
October 1973.....	USSR.....	700	700	550	150 ⁷
October 1973.....	Poland.....	24	24	24

Footnotes on Page 22.

Table 5

Communist Military Agreements with Less Developed Countries, by Recipient
 1955-74
 (Continued)

Recipient and Month and Year Signed	Communist Signatory	Total Value of Agreements ¹	Downpay- ments ²	Amount of Aid		
				Total	Credits	Grants or Discounts ³
Syria (Continued)						
October 1973	East Germany	9	9	9
November 1973	USSR	5	1	4	4
1973	Hungary	1	1
February 1974	Czechoslovakia	5	5	5
Spring 1974	USSR	400	400	300	100
June 1974	Czechoslovakia	2	2	2
June 1974	USSR	4	4	4
September 1974	USSR	2	2	2
1974	Hungary	1	1	1
1974	East Germany	Negl.	Negl.	Negl.
1974	Bulgaria	2	2	2
Tanzania		143	143	110	33
January 1964	USSR	Negl.	Negl.
June 1964	PRC	1	1	1
1st half 1964	East Germany	1	1	1
March 1966	PRC	7	7	7
November 1966	USSR	2	2	2
June 1968	PRC	19	19	17	2
September 1968	PRC	3	3	3
December 1968	PRC	2	2	2
February 1970	PRC	8	8	1	7
April 1970	PRC	Negl.	Negl.	Negl.
November 1970	PRC	13	13	13
August 1971	PRC	Negl.	Negl.	Negl.
December 1971	PRC	2	2	2
April 1972	PRC	Negl.	Negl.	Negl.
June 1972	PRC	1	Negl.	1
January 1973	PRC	6	6	6
March 1973	East Germany	1	1	1
March 1973	Romania	2	2	2
March 1974	USSR	34	34	34
November 1974	USSR	40	40	40
1974	Bulgaria	1	1	1
Uganda		27	Negl.	27	17	10
1st half 1965	PRC	Negl.	Negl.	Negl.
July 1965	USSR	10	10	5	5
2d half 1965	Czechoslovakia	2	Negl.	2	2
July 1968	Czechoslovakia	2	Negl.	2	2
October 1969	Czechoslovakia	1	1	1
1st half 1974	USSR	10	10	5	5
1st half 1974	Czechoslovakia	2	2	2
Zambia		1	1	Negl.	Negl.
1971	PRC	Negl.	Negl.	Negl.
1971	USSR	1	1
Zaire		3	3	3
December 1974	PRC	3	3	3

Footnotes on Page 22.

Sanitized - Approved For Release : CIA-RDP79S01091A000400030001-4
SECRET/NO FOREIGN DISSEM

¹ The estimated value is a minimum figure derived either by using the aggregate value (at list prices) of agreements where known or by pricing the material through analogous prices noted in aid agreements between Communist countries and other less developed countries. Where the value of the equipment is believed to be less than \$1 million, the estimated minimum value is shown as **Negl.** The estimated value does not include credits for construction of military industrial installations and airfields, valued minimally at \$43 million, which in some cases may be carried under economic assistance agreements.

² Downpayment includes cash payments required at contract signing or when deliveries are made, as well as commercial sales.

³ Grants are shown as 100% discounts.

⁴ Afghanistan has also received credits valued at nearly \$24 million from the USSR for construction of airfields.

⁵ These transactions largely reflect grant aid in arms provided the Algerian rebel government prior to independence.

⁶ Excluded are more than \$9 million worth of Chinese ground forces ordnance and other military equipment received by Cambodia from December 1966 to July 1969, as a "cut" for handling transshipment of arms to the NVA/VC through Sihanoukville. Cambodia also has received an economic aid credit of \$1.3 million from Czechoslovakia for the construction of an ammunition plant.

⁷ Libya and Algeria may have paid \$150 million in cash for arms provided during the October 1973 Arab-Israeli War on both Egyptian and Syrian account.

⁸ Ghana has also received credits valued at \$13 million for construction of an ammunition plant and an airfield from Czechoslovakia and the USSR, respectively.

⁹ Agreement for MIG-21 FL production in India dated at provision of license for manufacture. The credit portion covers license and imports of jigs, tools, and fixtures; the downpayment portion covers imports of aircraft components and raw materials for assembly and production. The value of agreement for production of Atoll air-to-air missiles has not been ascertained.

¹⁰ Agreement for MIG-21 M production in India dated at the provision of license for manufacture.

¹¹ The USSR is believed to have canceled agreements for about \$225 million in undrawn military aid to Indonesia—\$175 million in credits and \$50 million in discounts. Indonesia is still obligated to repay the USSR for the credit portion of all military aid drawn.

¹² North Yemen has also received \$5 million from the USSR for the construction of an airfield.

Table 6

Communist Military Aid to Less Developed Countries, Extended and Drawn
 1955-74

Million Current US \$

	Extended				Drawn			
	Total	USSR	Eastern Europe	PRC	Total	USSR	Eastern Europe	PRC
Total	13,641	11,837	1,251	553	11,910	10,444	1,007	459
Africa	890	745	43	102	730	600	38	92
Algeria.....	358	345	1	12	348	335	1	12
Burundi.....	2	Negl.	2	Negl.	Negl.
Central African Republic..	1	1	1	1
Congo.....	19	14	Negl.	5	10	7	Negl.	3
Equatorial Guinea.....	1	1	Negl.	1	1
Ghana.....	10	10	Negl.	10	10	Negl.
Guinea.....	43	35	1	7	38	31	1	6
Guinea-Bissau.....	Negl.	Negl.	Negl.	Negl.
Mali.....	8	8	Negl.	6	6	Negl.
Morocco.....	65	45	20	35	15	20
Nigeria.....	9	9	9	9
Sierra Leone.....	3	Negl.	3	2	2
Somalia.....	115	115	Negl.	109	109
Sudan.....	83	66	9	8	75	64	4	7
Tanzania.....	143	76	5	62	69	2	5	62
Uganda.....	27	20	7	17	10	7
Zaire.....	3	3
Zambia.....	Negl.	Negl.	Negl.	Negl.
East Asia	1,338	1,104	199	35	1,091	868	189	34
Burma.....	Negl.	Negl.	Negl.	Negl.
Cambodia ¹	26	12	14	23	10	13
Indonesia ¹	1,312	1,092	199	21	1,068	858	189	21
Latin America	38	38	30	30
Peru.....	38	38	30	30
Near East and South Asia ...	11,375	9,950	1,009	416	10,059	8,946	780	333
Afghanistan.....	514	492	22	450	430	20
Bangladesh.....	35	35	30	30
Cyprus ¹	27	26	1	19	18	1
Egypt.....	3,773	3,420	353	3,643	3,290	353
India.....	1,565	1,396	169	1,319	1,207	112
Iran.....	826	826	574	574
Iraq.....	1,673	1,426	247	Negl.	1,477	1,361	116
Lebanon.....	6	3	3	6	3	3
Maldives.....	Negl.	Negl.	Negl.	Negl.
Nepal.....	1	1	Negl.	Negl.
North Yemen.....	111	81	30	110	81	29
Pakistan ¹	470	64	406	344	20	324
South Yemen.....	92	82	10	81	71	10
Sri Lanka.....	20	13	7	9	2	7
Syria.....	2,262	2,086	174	2	1,997	1,859	136	2

¹ In Cambodia and Indonesia, both Soviet and Chinese aid programs are inactive. In Cyprus the Soviet program is inactive—further deliveries are unlikely. In Pakistan the USSR has stopped delivery of weaponry, although it is providing support-type equipment—particularly vehicles.

Sanitized - Approved For Release : CIA-RDP79S01091A000400030001-4

Sanitized - Approved For Release : CIA-RDP79S01091A000400030001-4

Sanitized - Approved For Release :
 CIA-RDP79S01091A000400030001-4

Table 7
 Major Communist Military Equipment Delivered to Less Developed Countries, by Recipient
 1974

	Afghan- istan	Algeria	Bang- ladesh	Central African Republic	Egypt	Equatorial Guinea	Ghana	Guinea Bissau	India	Iran	Iraq	Lebanon	Libya	Mali	Morocco	North Yemen	Pakistan	Peru	Somalia	South Yemen	Sudan	Syria	Tanzania	Uganda	
Land armament																									
Heavy tanks.....	185	35	70	5	20	100	135	35	6	595	35	
Medium tanks.....	20	
Light tanks.....	70	100	2	70	170	35	12	20	12	5	20	140	50	
Personnel carriers, armored and amphibious.....	12	6	25	100	490	12	35	4	30	40	23	
Artillery pieces.....	2	
Naval ships																									
Submarines.....	2	
Submarine chasers and escort vessels.....	1	
Motor torpedo and missile boats.....	
Other, including auxiliary vessels and landing craft.....	2	6	
Aircraft																									
Jet fighters.....	39	5	4	34	3	21	12	168	
Other, including nonjet combat aircraft, trainers, transports, and helicopters.....	5	1	52	
Guided missile systems.....	
Air-to-air.....	2	5	4 ¹	38	21	12	108	
Surface-to-air.....	10	9	7	4	
Surface-to-surface.....	4	N.A.	
Million US \$																									
Value of deliveries ²	57	15	1	1	91	1	Negl.	6	Negl.	104	100	332	3	Negl.	Negl.	4	17	25	40	30	2	447	1	4

¹ Some of these systems may be domestically manufactured under Soviet license.

² Value data represent the aid portion of total deliveries (major items plus other equipment not listed above). The value of cash sales or downpayment is not included.

Sanitized - Approved For Release :
 CIA-RDP79S01091A000400030001-4

Sanitized - Approved For Release :
CIA-RDP79S01091A00040
0030001-4

Table 8

Major Communist Military Equipment Delivered to Less Developed Countries, by Recipient:
1965-74

	Afghan- istan	Algeria	Bang- ladesh	Cambodia	Congo	Cyprus	Egypt	Equatorial Guinea	Ghana	Guinea	India	Indonesia	Iran	Iraq	Lebanon	Libya	Mali	Morocco	Nigeria	North Yemen	Pakistan	Peru	Sierra Leone	Somalia	South Yemen	Sri Lanka	Sudan	Syria	Tanzania	Uganda	Zambia	
Land armaments							60													155	1,115	170		20				150				
Heavy tanks						32	3,320		36	895			1,271		815	12	122															
Medium tanks	795	430					87		29	176	155				32																	
Light tanks						17																										
Self-propelled assault guns	48	100					250		10	5				174		24		39														
Personnel carriers, armored and amphibious	465	530		21	39	32	2,810	6	24	44	430	400	1,370	1,430	420	175	80	3	175					380	185	10	250	1,510	62	104	27	
Artillery pieces ¹	1,700	1,010		250	58	32	3,405		36	165	775	735	1,325	2,210	26	190	118	170	90	470	1,375			650	265	51	215	1,960	225	85	28	
Naval ships																																
Light cruisers								64					1																			
Destroyers							20 ²					7	12																			
Submarines												6	2																			
Minisubmersibles		2										9	16	3																		
Submarine chasers and escort vessels		6					12		4	56	1	4	8	20																		
Motor torpedo and missile boats		21																			5	4										
Other, including auxiliary vessels and landing craft		3		3	13		32		1	17	9	57		10						3	2	12		2	8	10	5			21		
Aircraft							60					26		24																		
Medium jet bombers							76					28		15																		
Light jet bombers	35	32							8	298 ⁴	113		332				3	12	33	21	157				42	42	5	30	829	17	10	
Jet fighters	236	147	18	14			1,113							11																		
Large transports	1	7				2	32				2	40	6																			
Other, including nonjet combat aircraft, trainers, trans- ports, and helicopters	109	68	8	15	5		535		5	26	207	258		261			18	5	19	46	25				9	19	3	17	232	4	15	
Guided missile systems ³							7					12														15	16		24	341		
Air-to-surface ⁴											134 ⁵	28		156																		
Air-to-air ⁶	44	41					172				20	8		17																		
Surface-to-air ⁷	3	10									8	12		8																		
Surface-to-surface ⁸		9					42																									

¹ Other token deliveries of military materiel have been made by Communist countries to Burma, the Central African Republic, Guinea-Bissau, Maldives, and Nepal. These data do not reflect airtitles; nor do they show equipment originating in Communist countries but delivered by non-Communist countries, except in the case of Egypt.

² Including recoilless rifles, rocket launchers, and mortars of more than 100-mm. The data for Egypt, Iraq, and Syria also include the delivery of 12, 16, and 48 FROG rocket launchers, respectively.

³ Including two old destroyers and seven old submarines returned to the USSR in exchange for newer models.

⁴ Excluding MIG-21 fighters assembled at the aircraft assembly plant at Nasik.

⁵ Data reflect numbers of aircraft, ships, and vehicles having missile capability.

⁶ Number of TU-16 aircraft equipped with ASM (two per aircraft) and TU-22 equipped with ASM (one per aircraft).

⁷ Number of fighter aircraft equipped with AAM (two to four per aircraft).

⁸ Some of these systems may be domestically manufactured under Soviet license.

⁹ Number of SAM firing battalions (sites)—six launchers per SA-2 site, four dual launchers per SA-3 site, and four triple launchers per SA-6 site.

¹⁰ Number of SAM firing battalions (sites)—six launchers per SA-2 site, four dual launchers per SA-3 site, and four triple launchers per SA-6 site.

¹¹ Algeria has received an undetermined number of SAMs and now may have an operational capability.

¹² Indicating the number of Komar-class and Osa-class boats equipped with SSM (two to four per vessel), three coastal defense missile sites, 20 SCUD launchers in Egypt, and some SCUD launchers in Syria.

Table 9

Communist Military Technicians in Less Developed Countries¹

	Persons					
	1974			1973		
	Total	USSR and Eastern Europe	PRC	Total	USSR and Eastern Europe	PRC
Total	7,760	6,730	1,030	7,045	6,020	1,025
Afghanistan.....	470	470	425	425
Algeria.....	650	650	650	650
Bangladesh.....	50	50	100	100
Burundi.....	10	10
Congo.....	60	30	30	50	30	20
Egypt.....	200	200	520	520 ²
Equatorial Guinea.....	25	10	15	20	10	10
Guinea.....	135	110	25	160	110	50
India.....	270	270	300	300
Iran.....	70	70	60	60
Iraq.....	1,030	1,030	785	785
Libya.....	100	100	10	10
Mali.....	25	15	10	55	45	10
Morocco.....	10	10
Nigeria.....	60	60	70	70
North Yemen.....	120	120	130	130
Pakistan.....	25	25	25	25
Peru.....	15	15	15	15
Sierra Leone.....	10	10	30	30
Somalia.....	1,000	1,000	700	700
South Yemen.....	310	260	50	225	225
Sri Lanka.....	5	5
Sudan.....	140	90	50	70	20	50
Syria.....	2,150	2,150 ³	1,780	1,780
Tanzania.....	745	745	745	745
Uganda.....	30	30	25	25
Zambia.....	70	70	70	70

¹ Minimum estimates of the number of persons present for a period of one month or more. Numbers are rounded to the nearest five.

² Most of these arrived with the equipment supplied after the outbreak of the October War.

³ Excluding personnel assigned to Soviet operational units.

Table 10

Military Personnel from Less Developed Countries Trained in Communist Countries¹

Persons

	Departures to Communist Countries								Being Trained as of December 1974			
	1955-74				1974				Total	USSR	Eastern Europe	PRC
	Total	USSR	Eastern Europe	PRC	Total	USSR	Eastern Europe	PRC				
Total	39,590	33,530	3,755	2,305	3,635	3,400	110	125	4,070	3,260	100	710
Afghanistan.....	3,255	3,005	250	410	410	410	410
Algeria.....	2,135	1,920	200	15	50	50
Bangladesh.....	380	380	65	65	35	35
Burundi.....	40	40	40	40
Cambodia.....	30	30
Congo.....	755	335	45	375	255	25	230
Egypt.....	6,220	5,665	555
Ghana.....	180	180
Guinea.....	1,180	770	50	360	15	15	240	115	125
India.....	1,990	1,985	5	305	305	170	170
Indonesia.....	9,270	7,560	1,710
Iran.....	245	245	35	35	35	35
Iraq.....	2,915	2,700	215	760	700	60	355	335	20
Libya.....	300	300	300	300	300	300
Mali.....	210	150	10	50	45	45
Morocco.....	70	70
Nigeria.....	365	365	175	175	175	175
North Yemen....	955	955	75	75	75	75
Pakistan.....	265	45	220	35	5	30	30	30
Peru.....	150	150	100	100	60	60
Sierra Leone....	150	150	30	30
Somalia.....	1,975	1,875	70	30	150	150	240	235	5
South Yemen....	575	555	20	180	180	180	180
Sri Lanka.....	5	5	5	5
Sudan.....	430	310	20	100	90	90	50	50
Syria.....	3,480	3,025	455	580	530	50	550	500	50
Tanzania.....	1,370	395	10	965	145	145	345	145	200
Uganda.....	625	555	70	200	200	400	400
Zambia.....	70	35	35	10	10

¹ Data refer to the estimated minimum number of persons departing for training. Numbers are rounded to the nearest five.

Table 11

Communist Economic Aid Extended to Less Developed Countries
 1974

Million Current US \$¹

	Eastern Europe									
	Total	USSR	Total	Bulgaria	Czecho- slovakia	East Germany	Hungary	Poland	Romania	PRC
Total	1,415.2	612.6	605.3	78.5	100.0	35.0	32.0	100.0	259.8	197.3
Africa	283.8	21.8	90.0	90.0	172.0
Cameroon.....	0.2	0.2
Chad.....	1.0	1.0
Ethiopia.....	0.7	0.7
Gambia.....	0.2	0.2
Guinea.....	83.5	2.0	80.0	80.0	1.5
Mauritania.....	47.3	0.4	10.0	10.0	36.9
Niger.....	6.2	1.2	5.0
Senegal.....	0.5	0.5
Somalia.....	11.2	10.6	0.6
Tanzania.....	75.0	75.0
Upper Volta.....	3.1	1.6	1.5
Zambia.....	54.9	3.4	51.5
East Asia	25.0	25.0
Laos.....	25.0	25.0
Latin America	452.2	222.2	230.0	10.0	20.0	100.0	100.0
Argentina.....	435.0	215.0	220.0	N.A.	20.0	100.0	100.0
Bolivia.....	1.2	1.2
Colombia.....	6.0	6.0
Guyana.....	10.0	10.0	10.0
Near East and South Asia	654.2	368.6	285.3	78.5	100.0	25.0	12.0	69.8	0.3
Bangladesh.....	103.1	27.6	75.5	0.5	25.0	50.0
Egypt.....	20.0	20.0
Lebanon.....	9.2	9.2	9.2
North Yemen.....	5.0	5.0
Pakistan.....	216.0	216.0
South Yemen.....	5.0	5.0	5.0
Sri Lanka.....	10.9	10.6	10.6	0.3
Syria.....	285.0	100.0	185.0	73.0	100.0	12.0

¹ Credits extended in foreign currencies converted into dollars at the average exchange rate for 1974.

Sanitized - Approved For Release : CIA-RDP79S01091A000400030001-4
SECRET/NO FOREIGN DISSEM

Table 12

**Communist Economic Credits and Grants to Less Developed Countries, Extended and Drawn
1954-74**

Million Current US \$

	Extended				Drawn			
	Total	USSR	Eastern Europe	PRC	Total	USSR	Eastern Europe	PRC
Total	19,021.8	9,853.0	5,630.0	3,538.8	8,196.0	5,319.1	1,461.3	1,415.6
Africa	4,324.0	1,369.9	1,006.4	1,947.7	1,551.6	656.8	157.4	737.4
Algeria.....	860.2	426.4	341.8	92.0	300.7	220.8	35.4	44.5
Burundi.....	20.0	20.0
Cameroon.....	79.0	8.0	71.0	4.5	4.5
Central African Republic.....	6.8	2.8	4.0	6.8	2.8	4.0
Chad.....	54.2	4.1	50.1	3.8	2.0	1.8
Congo.....	73.6	18.3	5.1	50.2	46.4	13.5	0.2	32.7
Dahomey.....	44.0	44.0
Equatorial Guinea.....	25.1	1.1	24.0	1.3	1.1	0.2
Ethiopia.....	205.3	102.5	17.0	85.8	30.2	19.2	8.8	2.2
Gambia.....	0.2	0.2	0.2	0.2
Ghana.....	239.1	93.0	104.1	42.0	62.6	31.1	26.1	5.4
Guinea.....	394.4	201.7	109.7	83.0	248.7	150.7	30.7	67.3
Kenya.....	66.6	48.7	17.9	7.0	4.0	3.0
Malagasy Republic.....	11.3	11.3	3.5	3.5
Mali.....	159.9	73.4	22.6	63.9	117.8	61.4	6.9	49.5
Mauritania.....	78.9	4.7	10.0	64.2	11.8	2.5	9.3
Mauritius.....	40.2	5.0	35.2	0.9	0.9
Morocco.....	143.2	88.0	55.2	33.4	21.8	11.6
Niger.....	8.4	2.1	6.3	3.5	2.1	1.4
Nigeria.....	45.2	7.2	38.0	3.1	3.1
Rwanda.....	22.5	0.5	22.0	2.2	2.2
Senegal.....	56.7	7.6	49.1	4.5	3.0	1.5
Sierra Leone.....	68.0	28.0	40.0	5.5	1.6	3.9
Somalia.....	236.0	97.4	5.7	132.9	93.6	47.4	3.6	42.6
Sudan.....	300.0	64.8	153.6	81.6	45.6	26.5	4.0	15.1
Tanzania.....	373.8	20.0	19.3	334.5	257.3	2.7	3.4	251.2
Togo.....	45.0	45.0	0.9	0.9
Tunisia.....	148.4	34.1	74.3	40.0	44.3	17.3	26.7	0.3
Uganda.....	30.6	15.6	15.0	16.6	11.9	4.7
Upper Volta.....	48.5	5.7	42.8	5.8	2.5	3.3
Zaire.....	100.0	100.0	0.4	0.4
Zambia.....	338.9	9.0	50.0	279.9	188.9	2.4	186.5
East Asia	770.6	160.1	338.0	272.5	474.7	144.6	167.2	162.9
Burma.....	153.0	16.4	28.6	108.0	68.2	16.4	5.5	46.3
Cambodia.....	134.5	24.9	17.3	92.3	90.9	15.7	5.8	69.4
Indonesia.....	453.1	113.8	292.1	47.2	314.1	111.0	155.9	47.2
Laos.....	30.0	5.0	25.0	1.5	1.5
Europe	45.0	45.0	6.1	6.1
Malta.....	45.0	45.0	6.1	6.1
Latin America	1,737.3	686.2	918.1	133.0	273.9	101.1	153.7	19.1
Argentina.....	489.7	259.3	230.4	40.3	34.9	5.4
Bolivia.....	60.2	29.5	30.7	9.8	6.4	3.4
Brazil.....	330.6	90.0	240.6	120.2	33.0	87.2
Chile.....	447.7	238.0	144.7	65.0	65.4	15.5	32.9	17.0
Colombia.....	24.5	8.5	16.0	2.7	2.5	0.2
Costa Rica.....	15.0	15.0
Ecuador.....	15.4	0.4	15.0	7.2	0.4	6.8
Guyana.....	36.0	10.0	26.0	0.6	0.6
Peru.....	262.7	25.5	195.2	42.0	18.1	4.9	11.7	1.5
Uruguay.....	45.5	20.0	25.5	9.6	3.5	6.1
Venezuela.....	10.0	10.0

Table 12

Communist Economic Credits and Grants to Less Developed Countries, Extended and Drawn
 1954-74 (Continued)

Million Current US \$

	Extended				Drawn			
	Total	USSR	Eastern Europe	PRC	Total	USSR	Eastern Europe	PRC
Near East and South Asia.....	12,144.9	7,636.8	3,367.5	1,140.6	5,889.7	4,416.6	983.0	490.1
Afghanistan.....	950.3	836.8	39.0	74.5	657.1	619.5	11.0	26.6
Bangladesh.....	411.3	241.6	158.7	11.0	185.0	149.2	24.8	11.0
Egypt.....	2,342.3	1,438.8	769.8	133.7	1,306.4	935.5	305.1	65.8
Greece.....	7.7	7.7	7.7	7.7
India.....	2,396.8	1,941.8	455.0	1,564.6	1,326.3	238.3
Iran.....	1,329.2	788.2	541.0	584.0	464.0	120.0
Iraq.....	1,042.0	553.7	443.3	45.0	329.6	236.9	92.7
Jordan.....	5.5	5.5
Lebanon.....	9.2	9.2
Nepal.....	126.4	23.8	102.6	87.9	20.8	67.1
North Yemen.....	198.1	104.3	13.1	80.7	139.2	72.9	12.6	53.7
Pakistan.....	1,120.2	652.1	76.6	391.5	231.5	74.4	22.6	134.5
South Yemen.....	189.0	54.9	56.7	77.4	22.2	8.7	2.0	11.5
Sri Lanka.....	268.6	40.8	73.1	154.7	150.5	25.4	25.4	99.7
Syria.....	1,148.7	417.6	661.6	69.5	352.8	233.4	99.2	20.2
Turkey.....	599.6	529.2	70.4	271.2	241.9	29.3

Sanitized - Approved For Release :
CIA-RDP79S01091A000400030001-4

Table 13

USSR: Economic Aid Extended to Less Developed Countries

Million Current US \$

	1954-64	1965	1966	1967	1968	1969	1970	1971	1972	1973	1974	Total
Total	3,826.0	372.0	1,241.2	300.8	379.3	493.7	198.5	1,124.7	650.1	654.1	612.6	9,853.0
Africa	753.0	54.1	83.4	35.9	5.4	134.8	57.0	215.5	9.0	21.8	1,369.9
Algeria.....	232.1	5.4	188.9	426.4
Cameroon.....	7.8	0.2	8.0
Central African Republic.....	0.9	1.9	2.8
Chad.....	2.2	0.9	1.0	4.1
Congo.....	10.2	3.7	4.4	18.3
Equatorial Guinea.....	1.1	1.1
Ethiopia.....	101.8	0.7	102.5
Gambia.....	0.2	0.2
Ghana.....	93.0	93.0
Guinea.....	73.1	15.0	2.7	16.7	92.2	N.A.	2.0	201.7
Kenya.....	48.7	48.7
Mali.....	59.5	0.2	3.2	9.7	0.8	73.4
Mauritania.....	3.3	1.0	0.4	4.7
Mauritius.....	5.0	5.0
Morocco.....	43.6	44.4	88.0
Niger.....	0.9	1.2	2.1
Nigeria.....	0.5	6.7	7.2
Rwanda.....	0.5	0.5
Senegal.....	6.7	0.4	0.5	7.6
Sierra Leone.....	28.0	28.0
Somalia.....	54.7	8.5	23.6	10.6	97.4
Sudan.....	23.0	41.8	64.8
Tanzania.....	20.0	20.0
Tunisia.....	33.5	0.6	34.1
Uganda.....	15.6	15.6
Upper Volta.....	3.2	0.9	1.6	5.7
Zambia.....	5.6	3.4	9.0
East Asia	150.6	3.3	3.5	1.7	1.0	160.1
Burma.....	13.7	1.7	1.0	16.4
Cambodia.....	21.4	3.5	24.9
Indonesia.....	110.5	3.3	113.8
Laos.....	5.0	5.0

Sanitized - Approved For Release :
CIA-RDP79S01091A000400030001-4

Latin America.....	29.0	15.3	90.0	55.5	2.5	20.0	53.0	54.7	144.0	222.2	686.2
Argentina.....	29.0	15.3	215.0	259.3
Bolivia.....	27.5	0.8	1.2	29.5
Brazil.....	90.0	90.0
Chile.....	55.5	38.5	144.0	238.0
Colombia.....	2.5	6.0	8.5
Costa Rica.....	15.0	15.0
Ecuador.....	0.4	0.4
Peru.....	25.5	25.5
Uruguay.....	20.0	20.0
Near East and South Asia.....	2,893.4	299.3	1,064.3	209.4	371.4	337.2	88.5	854.5	506.1	644.1	368.6	7,636.8
Afghanistan.....	536.4	14.1	11.2	5.0	126.7	2.8	5.4	121.0	14.2	836.8
Bangladesh.....	4.0	34.3	25.0	12.2	103.5	35.0	27.6	241.6
Egypt.....	1,001.0	417.8	20.0	1,438.8
Greece.....	7.7	7.7
India.....	811.1	226.5	574.2	330.0	1,941.8
Iran.....	62.9	305.5	177.8	54.4	187.6	788.2
Iraq.....	183.9	4.4	120.7	22.5	222.2	553.7
Jordan.....	5.5	5.5
Nepal.....	20.8	3.0	23.8
North Yemen.....	97.9	0.1	0.4	0.9	5.0	104.3
Pakistan.....	40.2	15.7	15.1	66.9	18.4	208.8	71.0	216.0	652.1
South Yemen.....	14.4	39.6	0.9	54.9
Sri Lanka.....	30.0	0.9	8.4	1.5	40.8
Syria.....	100.0	133.3	N.A.	0.3	84.0	100.0	417.6
Turkey.....	5.2	200.0	166.0	158.0	529.2

Table 14

Eastern Europe: Economic Aid Extended to Less Developed Countries

Million Current US \$

	1954-64	1965	1966	1967	1968	1969	1970	1971	1972	1973	1974	Total
Total	1,297.0	532.8	293.6	131.8	219.7	426.4	176.1	483.6	910.1	553.6	605.3	5,630.0
Africa	198.4	84.7	0.2	48.2	74.7	11.4	88.0	99.0	214.1	97.7	90.0	1,006.4
Algeria.....	21.8	0.2	72.1	150.0	97.7	341.8
Congo.....	5.1	N.A.	5.1
Ethiopia.....	11.8	5.2	17.0
Ghana.....	83.9	20.2	104.1
Guinea.....	23.2	3.0	3.5	80.0	109.7
Mali.....	22.6	22.6
Mauritania.....	10.0	10.0
Morocco.....	5.2	30.0	20.0	55.2
Nigeria.....	14.0	24.0	38.0
Somalia.....	2.5	0.9	0.8	1.5	5.7
Sudan.....	10.0	47.2	11.4	10.0	75.0	153.6
Tanzania.....	5.3	1.4	12.6	19.3
Tunisia.....	22.1	1.0	51.2	74.3
Zambia.....	50.0	50.0
East Asia	296.0	13.0	16.1	1.0	11.9	338.0
Burma.....	1.5	10.0	16.1	1.0	28.6
Cambodia.....	5.4	11.9	17.3
Indonesia.....	289.1	3.0	292.1
Latin America	183.9	3.0	48.1	22.0	16.0	11.4	34.9	189.4	131.2	48.2	230.0	918.1
Argentina.....	2.4	3.0	5.0	220.0	230.4
Bolivia.....	0.8	25.2	0.2	4.5	30.7
Brazil.....	181.5	42.1	17.0	240.6
Chile.....	6.0	95.0	25.0	18.7	144.7
Colombia.....	5.0	11.0	16.0
Ecuador.....	5.0	5.0	5.0	15.0
Guyana.....	10.0	10.0
Peru.....	6.0	10.0	48.2	106.0	25.0	195.2
Uruguay.....	6.0	0.4	14.1	5.0	25.5
Venezuela.....	10.0	10.0
Near East and South												
Asia	618.7	432.1	229.2	61.6	128.0	391.7	53.2	195.2	564.8	407.7	285.3	3,367.5
Afghanistan.....	6.3	4.7	28.0	39.0
Bangladesh.....	26.2	10.4	25.0	21.6	75.5	158.7
Egypt.....	264.3	213.4	42.0	12.6	141.5	96.0	769.8
India.....	234.6	12.4	52.5	25.0	25.5	105.0	455.0
Iran.....	18.4	110.0	15.0	10.0	75.0	200.0	10.0	102.6	541.0
Iraq.....	20.0	14.0	129.1	42.8	37.4	200.0	443.3
Lebanon.....	9.2	9.2
North Yemen.....	1.4	8.2	3.5	13.1
Pakistan.....	15.4	28.0	8.0	25.2	76.6
South Yemen.....	24.0	16.3	11.4	5.0	56.7
Sri Lanka.....	8.0	42.0	2.5	10.0	10.6	73.1
Syria.....	30.4	26.1	83.5	25.0	25.0	271.6	15.0	185.0	661.6
Turkey.....	13.7	5.6	48.2	2.9	70.4

Table 15

PRC: Economic Aid Extended to Less Developed Countries

Million Current US \$

	1956-64	1965	1966	1967	1968	1969	1970	1971	1972	1973	1974	Total
Total	673.0	70.7	164.0	49.5	54.5	15.9	728.1	562.6	584.0	439.2	197.3	3,538.8
Africa	277.3	24.7	42.5	21.5	0.5	15.7	472.8	358.6	224.5	337.6	172.0	1,947.7
Algeria.....	51.8	0.2	40.0	92.0
Burundi.....	20.0	20.0
Cameroon.....	71.0	71.0
Central African Republic.....	4.0	4.0
Chad.....	0.4	49.7	50.1
Congo.....	25.2	20.0	5.0	50.2
Dahomey.....	44.0	44.0
Equatorial Guinea.....	24.0	24.0
Ethiopia.....	84.0	1.8	85.8
Ghana.....	42.0	42.0
Guinea.....	26.5	31.2	0.3	11.5	10.0	2.0	1.5	83.0
Kenya.....	17.9	17.9
Malagasy Republic.....	11.3	11.3
Mali.....	42.0	8.0	3.0	10.9	63.9
Mauritania.....	4.7	20.5	2.1	36.9	64.2
Mauritius.....	35.2	35.2
Niger.....	1.3	5.0	6.3
Rwanda.....	22.0	22.0
Senegal.....	49.1	49.1
Sierra Leone.....	40.0	40.0
Somalia.....	21.6	1.5	0.2	109.0	0.6	132.9
Sudan.....	41.6	40.0	81.6
Tanzania.....	46.3	8.1	0.2	3.2	200.6	0.7	0.4	75.0	334.5
Togo.....	45.0	45.0
Tunisia.....	40.0	40.0
Uganda.....	15.0	15.0
Upper Volta.....	41.3	1.5	42.8
Zaire.....	100.0	100.0
Zambia.....	16.8	1.0	200.6	10.0	51.5	279.9
East Asia	105.9	18.0	42.9	80.7	25.0	272.5
Burma.....	27.3	80.7	108.0
Cambodia.....	49.4	42.9	92.3
Indonesia.....	29.2	18.0	47.2
Laos.....	25.0	25.0
Europe	45.0	45.0
Malta.....	45.0	45.0
Latin America	44.0	89.0	133.0
Chile.....	2.0	63.0	65.0
Guyana.....	26.0	26.0
Peru.....	42.0	42.0
Near East and South Asia	289.8	28.0	78.6	28.0	54.0	0.2	255.3	79.3	225.5	101.6	0.3	1,140.6
Afghanistan.....	28.0	46.5	74.5
Bangladesh.....	10.0	1.0	11.0
Egypt.....	84.7	21.0	28.0	133.7
Iraq.....	45.0	45.0
Nepal.....	43.4	19.6	2.0	2.6	35.0	102.6
North Yemen.....	44.4	14.0	0.2	21.2	0.9	80.7
Pakistan.....	50.0	45.0	7.0	39.0	200.0	50.5	391.5
South Yemen.....	12.0	43.2	22.2	77.4
Sri Lanka.....	41.0	12.1	31.7	55.6	14.0	0.3	154.7
Syria.....	16.3	45.0	8.2	69.5

Table 16

Communist Economic Technicians in Less Developed Countries¹
 1974

	Persons			
	Total	USSR	Eastern Europe	PRC ²
Total	47,375	14,725	9,715	22,935
Africa	34,120	6,005	7,445	20,670
Algeria.....	4,655	2,355	2,050	250
Burundi.....	50	30	5	15
Cameroon.....	180	10	170
Central African Republic....	275	250	15	10
Chad.....	100	65	35
Congo.....	715	120	145	450
Dahomey.....	35	35
Equatorial Guinea.....	260	10	250
Ethiopia.....	360	35	5	320
Ghana.....	150	45	15	90
Guinea.....	1,770	1,000	310	460
Kenya.....	30	5	20	5
Liberia.....	20	20
Libya.....	3,810	10	3,800
Malagasy Republic.....	15	5	10
Mali.....	445	130	15	300
Mauritania.....	300	75	225
Mauritius.....	45	10	35
Morocco.....	495	300	185	10
Niger.....	35	10	25
Nigeria.....	255	95	90	70
Rwanda.....	270	5	265
Senegal.....	125	25	100
Sierra Leone.....	405	10	395
Somalia.....	2,950	800	150	2,000
Sudan.....	420	35	25	360
Tanzania.....	4,355	200	55	4,100
Togo.....	85	85
Tunisia.....	470	95	320	55
Uganda.....	440	130	10	300
Upper Volta.....	70	70
Zaire.....	370	10	185	175
Zambia.....	10,160	140	20	10,000
East Asia	110	15	25	70
Burma.....	70	70
Indonesia.....	10	10
Malaysia.....	20	15	5
Thailand.....	10	10
Europe	120	120
Malta.....	120	120
Latin America	545	310	170	65
Bolivia.....	25	25
Brazil.....	40	25	15
Chile.....	10	10
Colombia.....	10	10
Ecuador.....	10	5	5
Guyana.....	125	75	50
Peru.....	295	240	40	15
Uruguay.....	25	10	15

25X6A

Footnotes at end of table.

Table 16

Communist Economic Technicians in Less Developed Countries¹
1974 (Continued)

	Persons			
	Total	USSR	Eastern Europe	PRC ²
Near East and South Asia	12,480	8,395	2,075	2,010
Afghanistan	865	745	20	100
Bangladesh	730	630	100
Egypt	2,160	1,700	450	10
Greece	25	25
India	1,480	1,400	80
Iran	1,230	1,100	125	5
Iraq	1,375	750	225	400
Jordan	5	5
Kuwait	5	5
Lebanon	25	25
Nepal	305	5	300
North Yemen	515	150	15	350
Pakistan	395	165	55	175 ³
South Yemen	810	160	95	555
Sri Lanka	175	75	50	50
Syria	2,040	1,200	790	50
Turkey	340	310	15	15

¹ Minimum estimates of the number of persons present for a period of one month or more. Numbers are rounded to the nearest five.

² Including laborers in some countries, especially in Tanzania, Zambia, and Somalia.

³ Excluding 25,000 to 30,000 Chinese personnel reported working on the Karakoram Highway in Pakistan.

Table 17
Technical Trainees from Less Developed Countries Departing for Training in Communist Countries¹ Persons

	1956-74				1974			
	Total	USSR	Eastern Europe	PRC	Total	USSR	Eastern Europe	PRC
Total	32,570	20,075	11,700	795	4,380	2,640	1,660	80
Africa	7,145	3,525	3,455	165	905	325	500	80
Algeria.....	2,020	685	1,335	400	150	250
Burundi.....	25	5	20
Cameroon.....	30	30	30	30
Central African Republic.....	120	85	35
Congo.....	75	75
Dahomey.....	785	465	320	25	25
Ethiopia.....	165	65	100	25	25
Ghana.....	785	440	345	25	25
Guinea.....	945	655	290	200	100	100
Kenya.....	125	10	115
Libya.....	25	25
Mali.....	585	370	175	40
Mauritius.....	5	5
Morocco.....	175	120	55	25	25
Mozambique.....	10	10
Nigeria.....	105	30	75
Sierra Leone.....	5	5
Somalia.....	170	160	10	25	25
Sudan.....	110	15	95	65	15	50
Tanzania.....	380	60	240	80	25	25
Tunisia.....	345	130	215	35	35
Uganda.....	60	55	5
Upper Volta.....	60	60
Zambia.....	35	5	5	25	25	25
East Asia	1,095	355	330	410	10	5	5
Burma.....	225	45	125	55	10	5	5
Cambodia.....	385	10	20	355
Indonesia.....	485	300	185
Latin America	260	130	130	80	35	45
Bolivia.....	5	5
Brazil.....	15	5	10
Chile.....	55	20	35
Colombia.....	35	15	20	30	10	20
Ecuador.....	20	20
Peru.....	20	5	15
Peru.....	110	60	50	50	25	25
Near East and South Asia	24,070	16,065	7,785	220	3,385	2,275	1,110
Afghanistan.....	1,405	1,100	305	215	200	- 15
Bangladesh.....	590	490	100	275	250	25
Cyprus.....	100	50	50
Egypt.....	8,000	4,610	3,390	800	350	450
India.....	4,510	3,280	1,230	475	275	200
Iran.....	2,310	1,675	635	150	100	50
Iraq.....	1,940	1,325	605	10	325	225	100
Nepal.....	95	55	10	30
North Yemen.....	850	435	235	180	75	50	25
Pakistan.....	390	345	45	135	110	25
South Yemen.....	415	370	45	150	150
Sri Lanka.....	190	145	45	15	15
Syria.....	1,690	745	945	450	250	200
Turkey.....	1,585	1,440	145	320	300	20

¹ Minimum estimates of the number of persons departing. Numbers are rounded to the nearest five.

Sanitized - Approved For Release :
CIA-RDP79S01091A000400030001-4

Table 18

Academic Students from Less Developed Countries Trained in Communist Countries¹

Persons

	Departures to Communist Countries								Being Trained as of Dec 1974			
	1956-74				1974				Total	USSR	Eastern Europe	PRC
	Total	USSR	Eastern Europe	PRC	Total	USSR	Eastern Europe	PRC				
Total	65,655	37,790	26,835	1,030	4,645	3,100	1,515	30	25,240	16,375	8,550	315
Africa	32,660	19,170	12,745	745	2,390	1,515	860	15	13,625	8,765	4,560	300
Algeria.....	3,270	1,565	1,690	15	325	200	125	1,915	1,290	625
Angola.....	270	190	80	20	5	15	250	50	200
Botswana.....	140	80	60	5	5	40	25	15
Burundi.....	270	255	15	35	30	5	125	120	5
Cameroon.....	950	575	375	50	40	10	165	115	50
Central African Republic.....	620	360	80	180	100	85	15	235	225	10
Chad.....	195	190	5	20	20	130	120	10
Comoro Islands.....	35	20	15	5	5
Congo.....	1,045	890	140	15	115	100	15	745	665	80
Dahomey.....	260	155	95	10	40	30	10	125	105	20
Equatorial Guinea.....	265	135	130	5	5	65	65
Ethiopia.....	1,135	555	575	5	165	90	70	5	820	490	325	5
Gambia.....	90	90	10	10	65	65
Ghana.....	2,095	1,125	940	30	55	55	250	90	160
Guinea.....	1,670	770	880	20	50	25	25	345	190	155
Guinea-Bissau.....	120	55	65	10	5	5	50	25	25
Ivory Coast.....	195	150	45	10	10	25	25
Kenya.....	1,925	1,130	785	10	45	25	20	620	375	245
Lesotho.....	150	80	65	5	10	5	5	60	25	35
Liberia.....	5	5
Libya.....	15	5	10
Malagasy Republic.....	220	145	75	65	40	25	175	115	60
Malawi.....	30	15	15	5	5
Mali.....	1,335	940	395	75	50	25	545	330	215
Mauritania.....	275	255	20	35	30	5	185	170	15
Mauritius.....	210	190	20	30	25	5	200	160	40
Morocco.....	665	280	385	50	20	30	250	140	110
Mozambique.....	115	75	40	20	10 est	10 est	45	25	20
Niger.....	320	280	40	35	30	5	105	95	10
Nigeria.....	2,710	1,750	945	15	180	100	80 est	1,200	900	300
Reunion.....	45	45	40	40
Rhodesia.....	345	130	215	10	5	5 est	160	75	85
Rwanda.....	270	255	15	55	55	190	190
Senegal.....	430	350	80	35	30 est	5 est	210	190	20

Footnote at end of table.

Sanitized - Approved For Release :
CIA-RDP79S01091A000400030001-4

Table 18

Academic Students from Less Developed Countries Trained in Communist Countries¹
(Continued)

Persons

	Departures to Communist Countries											
	1956-74				1974				Being Trained as of Dec 1974			
	Total	USSR	Eastern Europe	PRC	Total	USSR	Eastern Europe	PRC	Total	USSR	Eastern Europe	PRC
Africa (Continued)												
Sierra Leone.....	800	650	150	55	40	15 est	390	340	50
Somalia.....	2,175	1,620	515	40	75	50 est	25 est	700	450	250
Sudan.....	2,895	1,140	1,745	10	180	100	75	5	1,150	470	675	5
Tanzania.....	1,415	820	460	135	80	50	25	5	535	260	170	105
Togo.....	325	245	80	50	50	150	145	5
Tunisia.....	720	120	600	60	10	50	285	80	205
Uganda.....	715	500	185	30	20	20
Upper Volta.....	190	165	25	45	40	5	150	125	25
Zaire.....	1,140	635	495	10	95	25	70 est	475	280	195
Zambia.....	595	185	210	200	70	45	25 est	445	110	150	185
East Asia.....	3,145	1,605	1,405	135	55	50	5	430	285	145
Burma.....	535	250	265	20	35	25	10
Cambodia.....	220	60	150	10	90	30	60
Indonesia.....	1,935	1,030	825	80	110	75	35
Laos.....	420	255	145	20	55	50	5	190	150	40
Philippines.....	5	5	5	5
South Vietnam.....	20	20
Thailand.....	10	5	5
Latin America.....	6,700	4,270	2,430	525	390	135	2,705	1,940	765
Argentina.....	365	195	170	25	10	15	150	105	45
Bolivia.....	690	385	305	55	40	15	225	175	50
Brazil.....	440	255	185	10	5	5	155	120	35
Chile.....	690	510	180	290	210	80
Colombia.....	520	340	180	95	85	10	495	400	95
Costa Rica.....	285	200	85	45	40	5	190	160	30
Dominican Republic.....	230	125	105	80	55	25	175	100	75
Ecuador.....	745	500	245	35	30	5	280	130	150
El Salvador.....	185	125	60	25	5	20	80	50	30
French West Indies.....	40	35	5	5	5	45	45
Guatemala.....	80	60	20	5	5	20	20
Guyana.....	205	105	100	10	10
Haiti.....	100	50	50	10	5	5	35	20	15
Honduras.....	195	145	50	20	20	40	40
Mexico.....	490	300	190	25	25	35	25	10
Nicaragua.....	250	175	75	10	5	5	55	35	20

Sanitized - Approved For Release :
 CIA-RDP79S01091A000400030001-4

Panama.....	315	215	100	30	25	5	165	130	35
Paraguay.....	20	10	10
Peru.....	490	330	160	40	25	15	210	150	60
Uruguay.....	65	35	30
Venezuela.....	300	175	125	10	5	5	50	25	25
Near East and South Asia...	23,150	12,745	10,255	150	1,675	1,145	515	15	8,480	5,385	3,080	15
Afghanistan.....	2,150	1,365	780	5	155	100	55	900	700	200
Bangladesh.....	765	535	230	285	200	85	765	535	230
Cyprus.....	1,250	510	740	845	410	435
Egypt.....	2,725	1,175	1,550	190	50	140	925	350	575
Greece.....	90	5	80	5	5	5	5	5
India.....	1,590	925	660	5	70	50	20	495	420	75
Iran.....	130	55	65	10	10	10	175	15	150	10
Iraq.....	4,300	2,405	1,870	25	145	100	45	650	350	300
Israel.....	75	75
Jordan.....	975	750	225	130	120	10	650	600	50
Kuwait.....	40	30	10
Lebanon.....	1,190	715	475	60	50	10	455	410	45
Nepal.....	605	480	50	75	25	25	90	90
North Yemen.....	1,850	1,110	740	130	120	10	355	270	85
Pakistan.....	220	180	40	95	80	15	175	100	75
South Yemen.....	1,000	415	585	60	50	10	515	250	265
Sri Lanka.....	580	330	225	25	65	45	15	5	115	100	10	5
Syria.....	3,385	1,475	1,910	150	50	100	1,215	650	565
Trucial States.....	150	130	20	100	100	150	130	20
Turkey.....	80	80

¹ Numbers are rounded to the nearest five. Some of the estimates are based on scholarship awards.

Sanitized - Approved For Release : CIA-RDP79S01091A000400030001-4
 SECRET/NO FOREIGN DISSEM

Table 19

**Summary of Information on Communist Economic Credits and Grants to Less Developed Countries
 in Africa, by Date Extended
 1954-74**

Recipient and Donor	Projects	Million Current US \$		Status ¹
		Extended	Drawn	
ALGERIA				
Bulgaria				
1962 Aug.....	Grant—Equipment for 50-bed hospital.....	0.2	0.2	C
1962 Oct.....	Grant—Plate glass (1,300 metric tons).....	0.6	0.6	C
1964 Apr.....	Line of credit.....	5.4 ²	4.7	
	Textile mill, Batna			C
	Tannery, Djidjelli			C
	Electric motors plant			
	Mineral prospecting and mine development			C
	Irrigation and land reclamation studies			UC
1970 Jul.....	Line of credit for 4-year plan mineral prospecting	40.0		
	Total for Bulgaria.....	46.2	5.5	
Czechoslovakia				
1964 May.....	Line of credit.....	15.0	13.5	
	Shoe factory, Sidi Bel Abbes			C
	Radio transmitters (\$3.4 million)			C
	Motor bicycle assembly equipment			
	Wood processing machinery			
	Power station, Skikda			UC
	Coal prospecting and exploration			
1972 Mar.....	Line of credit.....	50.0		
	Total for Czechoslovakia.....	65.0	13.5	
East Germany				
1966 Apr.....	Grant—Orphanage equipment.....	0.2	0.2	C
1970 Apr.....	Line of credit.....	14.1	10.5	
	Iron and steel foundries, Medea			UC
	Industrial and agricultural training			UC
	Total for East Germany.....	14.3	10.7	
Hungary				
1962 Oct.....	Grant—Equipment for 100-bed hospital.....	0.5	0.5	C
1970 Aug.....	Line of credit.....	18.0 ²	3.7	
	Food processing plants, El Kseur and Taher (\$4.5 million)			UC
	Technical schools, Oran (\$5.0 million)			
	Hospital			
	Medical instruments plant			
	Total for Hungary.....	18.5	4.2	
Poland				
1962 Jul.....	Grant—Wheat (1,000 metric tons).....	0.1	0.1	C
1973 Aug.....	Line of credit.....	97.7	1.0	
	Shipyard, Oran (\$5.0 million)			UC
	Equipment for textile mill (\$3.0 million)			
	Total for Poland.....	97.8	1.1	

Footnotes at end of table.

Table 19

Summary of Information on Communist Economic Credits and Grants to Less Developed Countries
 in Africa, by Date Extended
 1954-74
 (Continued)

Recipient and Donor	Projects	Million Current US \$		Status ¹
		Extended	Drawn	
ALGERIA (Continued)				
PRC				
1962 Aug.....	Grant -Wheat (9,000 metric tons).....	0.5	0.5	C
1962 Sep.....	Grant—Structural steel (3,000 metric tons)...	1.3	1.3	C
1963 Oct.....	Line of credit.....	50.0	42.5	
	Agricultural projects, Tebessa			UC
	Ceramic factory, Guelma			C
	Foreign exchange (\$22.0 million)			C
	Stadium			
	Exposition palace (\$8.0 million)			UC
	Medical aid			UC
	Mineral prospecting and development			UC
	Hydrogeological studies and well digging			UC
	Surgical instruments plant, Medea			UC
1965 Apr.....	Grant -School equipment.....	0.2	0.2	C
1971 Oct.....	Line of credit.....	40.0		
	Dam, Wadi Isser			
	Textile plant			
	Total for PRC.....	92.0	44.5	
Romania				
1972 Mar.....	Line of credit.....	100.0	0.4	
	Geological prospecting			UC
	Irrigation dam, Ksab			UC
	Telephone network (\$6.0 million)			S
	Total for Romania.....	100.0	0.4	
USSR				
1962 Aug.....	Grant -Wheat (10,000 metric tons).....	0.6	0.6	C
1963 Oct.....	Line of credit.....	100.0	70.0	
	Trucks			UC
	2 IL-18 aircraft (\$3.4 million)			
	Agricultural equipment			C
	Technical assistance			
	Equipment for textile institute			C
	Industrial training center			C
	Agricultural training center			C
	Glass factory, Oran			UC
	Irrigation dams			UC
	Cotton land preparation			UC
	Well drilling			UC
	Forage cultivation			UC
	Agricultural equipment workshops			UC
	Insemination centers			UC
	Milk co-ops			S
	Geological prospecting			UC
	Aluminum ware factory			UC
	Rayon plant			
	Rehabilitation of industry			C
	Lead and zinc concentration plant, El Abid			C
	Gas thermal powerplant, Annaba			C
	5 wineries			UC
	Petroleum exploration			UC
	Iron ore development			UC

Footnotes at end of table.

Sanitized - Approved For Release : CIA-RDP79S01091A000400030001-4
SECRET/NO FOREIGN DISSEM

Table 19

Summary of Information on Communist Economic Credits and Grants to Less Developed Countries
in Africa, by Date Extended
1954-74
(Continued)

Recipient and Donor	Projects	Million Current US \$		Status ¹
		Extended	Drawn	
ALGERIA (Continued)				
USSR (Continued)				
	Mercury production plant, Ismail			C
	Rehabilitation of mines			C
	Commodities (\$27.8 million)			C
	Agricultural experiment stations			S
	Paper mill, Blida			UC
	Aid to fishing industry and merchant fleet			UC
	Oil tankers (\$9.2 million)			
1964 Jan.....	Grant—One IL-18 aircraft.....	1.7	1.7	C
1964 Jul.....	Credit.....	127.8	118.5	
	Steel plant, Annaba			UC
	Metallurgical training center, Annaba			C
1964 Jul.....	Grant—Petroleum and gas institute.....	2.0	2.0	C
1966 Mar.....	Grant—200-bed hospital, Lakhbaria.....	2.0	2.0	C
1966 Aug.....	Trade credit ³ —Hydrocarbon research.....	3.4	2.0	UC
1971 Nov.....	Line of credit—Expansion of Annaba steel plant	188.9	24.0	UC
	Total for USSR.....	426.4	220.8	
	Estimated minimum total for ALGERIA.....	860.2	300.7	
BURUNDI				
PRC				
1972 Jan.....	Line of credit.....	20.0		
	Road, Bujumbura-Rutovo			S
	Hydroelectric complex, Mugere River			UC
	Textile complex			S
	Commodities			
	Total for PRC.....	20.0		
	Estimated minimum total for BURUNDI.....	20.0		
CAMEROON				
PRC				
1973 Mar.....	Line of credit.....	71.0		
	Dam, Lagdo			S
	Total for PRC.....	71.0		
USSR				
1963 Apr.....	Line of credit.....	7.8	4.3	
	Powerplant, Sanaga River			
	Commodities (\$1.7 million)			UC
	Theater, Yaounde			
	Expansion of technical schools			
	Agricultural school, Dschang (\$2.2 million)			UC
	Forestry school, Mbalmayo (\$2.2 million)			UC
1974 Aug.....	Grant—Corn (10,000 tons).....	0.2 ⁴	0.2	C
	Total for USSR.....	8.0	4.5	
	Estimated minimum total for CAMEROON.....	79.0	4.5	
CENTRAL AFRICAN REPUBLIC				
PRC				
1964 Oct.....	Credit.....	4.0	4.0	
	Foreign exchange (\$2.0 million)			C
	Commodities (\$2.0 million)			C
	Total for PRC.....	4.0	4.0	

¹Footnotes at end of table.

Table 19

**Summary of Information on Communist Economic Credits and Grants to Less Developed Countries
in Africa, by Date Extended
1954-74
(Continued)**

Recipient and Donor	Projects	Million Current US \$		Status ¹
		Extended	Drawn	
CENTRAL AFRICAN REPUBLIC				
(Continued)				
USSR				
1970 Jul.....	Grant.....	0.9 ⁴	0.9	
	Maternal and child health center (\$0.2 million)			C
	Scientific lab equipment (\$0.7 million)			C
1971 Jun.....	Credit—Three helicopters.....	1.9 ²	1.9	C
	Total for USSR.....	2.8	2.8	
	Estimated minimum total for CENTRAL AFRICAN REPUBLIC...	6.8	6.8	
CHAD				
PRC				
1971 Jun.....	Grant—Foreign exchange.....	0.4	0.4	C
1973 Apr.....	Line of credit.....	48.6	0.3	
	Rice cultivation			UC
	Urban electrification			
	Hydro-agricultural complex, Ghotio			
	Bridge, Chari River			S
1973 Jul.....	Grant—Foodgrains (4,000 metric tons).....	1.1 ⁴	1.1	C
	Total for PRC.....	50.1	1.8	
USSR				
1968 Dec.....	Credit.....	2.2	0.1	
	Medical school			S
	Geological surveys			
	Highway construction			
1973 Sep.....	Grant—Rice (2,500 metric tons).....	0.9 ⁴	0.9	C
1974 Mar.....	Grant—Rice (2,000 tons).....	1.0 ⁴	1.0	C
	Total for USSR.....	4.1	2.0	
	Estimated minimum total for CHAD.....	54.2	3.8	
CONGO				
East Germany				
1970.....	Credit.....	5.1	0.2	
	Lumber mill			
	Electric cable plant			UC
	Printing plant equipment (\$0.7 million)			
	Total for East Germany.....	5.1	0.2	
PRC				
1964 Jul.....	Credit.....	5.0	5.0	
	Foreign exchange (\$2.0 million)			C
	Commodities (\$3.0 million)			C
1964 Oct.....	Line of credit.....	20.2	11.7	
	Textile plant, Kinsoundi (\$2.4 million)			C
	Fish processing project, Pointe Noire			
	Rice processing			UC
	Tea plantation			UC
	Geological and hydroelectric survey, Bouenza			C
	River			
	Palm oil plant			S
	100-kw radio transmitter, Djoue (\$1.9 million)			C
	Shipyard for wooden boats, Chacona			C
	Experimental farm, Kombe (\$1.0 million)			C
	Kitchen equipment plant, Niari			
	Hospital, Fort Rousset (\$2.0 million)			CS

Footnotes at end of table.

Sanitized - Approved For Release : CIA-RDP79S01091A000400030001-4
SECRET/NO FOREIGN DISSEM

Table 19

**Summary of Information on Communist Economic Credits and Grants to Less Developed Countries
in Africa, by Date Extended
1954-74
(Continued)**

Recipient and Donor	Projects	Million Current US \$		
		Extended	Drawn	Status ¹
CONGO (Continued)				
PRC (Continued)				
	Machinists school			
	Dam and hydroelectric plant, Bouenza River			UC
	Chemical fertilizer plant			
	Match factory			C
	Sawmill			
	Expansion of textile plant, Kinsoundi			UC
1970 Jul.....	Credit—Budget support.....	20.0	16.0	UC
1972 Oct.....	Line of credit.....	5.0 ⁴		
	Agricultural assistance			
	Total for PRC.....	50.2	32.7	
Romania				
1973.....	Line of credit.....	5		
	Synthetic fiber plant			
	Timber complex			
	Timber mill, Brazzaville			
	Iron ore prospecting			
	Total for Romania.....	5		
USSR				
1964 Jul.....	Grant—100-bed maternity hospital, Brazzaville.	1.3	1.3	C
1964 Dec.....	Line of credit.....	8.9	8.2	
	Geological survey, Point Noire and Niari			UC
	Hotel, Brazzaville			C
	Hydroelectric plant, dam, and irrigation system, Mpama River			UC
	Conference hall, Brazzaville			
	2 AN-24 aircraft (\$2.2 million)			C
	Ore dressing complex, Bouenza			UC
1965 Jun.....	Credit—Commodities to generate local currency.	3.5	3.3	UC
1965 Oct.....	Grant—1 MI-4 helicopter.....	0.2	0.2	C
1973 Apr.....	Grant—Veterinary laboratory.....	4.4	0.5	UC
	Total for USSR.....	18.3	13.5	
	Estimated minimum total for CONGO.....	73.6	46.4	
DAHOMY				
PRC				
1972 Dec.....	Line of credit.....	44.0		
	Experimental farm			
	Tobacco and match factory			S
	Stadium, Cotonou (\$1.0 million)			S
	Total for PRC.....	44.0		
	Estimated minimum total for DAHOMEY.....	44.0		
EQUATORIAL GUINEA				
PRC				
1971 Dec.....	Credit.....	24.0 ⁴	0.2	
	Road construction, Rio Muni			UC
	Medical assistance			
	Total for PRC.....	24.0	0.2	
USSR				
1971 Mar.....	Credit—AN-24 aircraft.....	1.1	1.1	C
1971 Sep.....	Credit.....	5		
	Total for USSR.....	1.1	1.1	
	Estimated minimum total for EQUATORIAL GUINEA.....	25.1	1.3	

Footnotes at end of table.

Table 19

Summary of Information on Communist Economic Credits and Grants to Less Developed Countries
in Africa, by Date Extended
1954-74
(Continued)

Recipient and Donor	Projects	Million Current US \$		Status ¹
		Extended	Drawn	
ETHIOPIA				
Bulgaria				
1965 Apr.	Line of credit	5.0	0.3	
	Urban planning, Assab			
	Agricultural plantation			UC
	Grant - Music school	0.2	0.2	C
	Total for Bulgaria	5.2	0.5	
Czechoslovakia				
1958 Nov.	Credit - Hospital equipment and supplies	1.8 ²	1.8	C
1959 Dec.	Line of credit	10.0 ²	6.5	
	Rubber and canvas shoe factory, Addis Ababa (\$0.5 million)			C
	Hospital equipment and supplies (\$2.0 million)			UC
	Tire factory, Addis Ababa (\$3.9 million)			C
	Hide processing plant, Mojo			C
	Total for Czechoslovakia	11.8	8.3	
PRC				
1971 Oct.	Line of credit	84.0	0.4	
	Road, Waldiya-Woreta (\$20.0 million)			UC
	20 water wells and water distribution system			UC
	Veterinary station			S
	8 provincial diesel power stations			
	Commodities			UC
1973 Oct.	Grant - Wheat (10,000 tons)	1.8 ⁴	1.8	C
	Total for PRC	85.8	2.2	
USSR				
1959 Jul.	Line of credit	100.0	16.7	
	Oil refinery, Assab (\$11.7 million)			C
	Geological survey			UC
	Thermal powerplant, Assab (\$2.6 million)			C
	Foreign exchange (\$2.0 million)			C
	Jet airfield, Assab (\$3.0 million)			S
	Roads in coastal area			
	Water supply system, Assab			
	Hospital, Assab			
	Vocational and agricultural training centers			
	Scientific research laboratory, Ambo			UC
	Reconstruction of oil refinery, Assab			C
1959 Jul.	Grant - Technical school, Baherdar-Giyorgis	1.8	1.8	C
1974 Jul.	Grant - Wheat (4,000 tons)	0.7 ⁴	0.7	C
	Total for USSR	102.5	19.2	
	Estimated minimum total for ETHIOPIA	205.3	30.2	
GAMBIA				
USSR				
1974 Aug.	Grant - Rice (500 tons)	0.2 ⁴	0.2	C
	Total for USSR	0.2 ⁴	0.2	
	Estimated minimum total for GAMBIA	0.2 ⁴	0.2	
GHANA				
Bulgaria				
1961 Oct.	Line of credit	5.6 ²	1.1	
	Establishment of state farms			S

Footnotes at end of table.

Table 19

**Summary of Information on Communist Economic Credits and Grants to Less Developed Countries
in Africa, by Date Extended
1954-74
(Continued)**

Recipient and Donor	Projects	Million Current US \$		Status ¹
		Extended	Drawn	
GHANA (Continued)				
Bulgaria (Continued)				
	Textile factory			
	Polytechnical school			
	Design and survey summer resorts and stadium			C
	Total for Bulgaria.....	5.6	1.1	
Czechoslovakia				
1961 May.....	Line of credit.....	14.0 ²	9.0	
	Tire factory, Bonsa (\$1.5 million)			C
	Hydroelectric survey (\$0.4 million)			C
	Equipment for shoe factory, Kumasi (\$1.1 million)			C
	Equipment for aluminum cutlery plant, Dunkwa (\$0.3 million)			C
	Survey for hydroelectric plants, Hemang and Tanoso			C
	Sugar refinery, Komenda (\$5.0 million)			C
	Commodities to meet local costs			
	Ammunition plant, Tema (\$2.0 million)			C
	Tractor assembly plant, Nsawam			UC
1961 Oct.....	Line of credit.....	10.5	3.1	
	Equipment for tannery, Aveyime (\$0.8 million)			UC
	Tractors, tractor stations, and technical support (\$2.7 million)			UC
	Flour mills and corn mill			
	Nuts and bolts factory			
	Plywood manufacturing plant			
	Hospital equipment (\$0.8 million)			UC
	Sawmill and veneer plant			
	Ceramics factory, Saltpond			
	Total for Czechoslovakia.....	24.5	12.1	
East Germany				
1961 May.....	Equipment for printing plant, Tema.....	1.7 ²	1.7	C
1965 Jul.....	Credit—Timber processing complex.....	20.2	0.2	UC
	Total for East Germany.....	21.9	1.9	
Hungary				
1961 Apr.....	Line of credit.....	7.0 ²	0.8	
	Equipment for pharmaceutical plant, Nsawam (\$0.2 million)			C
	Equipment for electric bulb factory, Aboso (\$0.3 million)			UC
	Hydroelectric survey			UC
	15 small brick and tile factories			UC
1961 Oct.....	Line of credit.....	7.0		
	Total for Hungary.....	14.0	0.8	
Poland				
1961 Apr.....	Line of credit.....	15.7 ²	6.3	
	Hand tool plant, Takoradi (\$1.3 million)			
	Farm implements factory, Tema			
	Battery factory, Accra			2
	Shipyard			

Footnotes at end of table.

Table 19

Summary of Information on Communist Economic Credits and Grants to Less Developed Countries
in Africa, by Date Extended
1954-74
(Continued)

Recipient and Donor	Projects	Million Current US \$		Status ¹
		Extended	Drawn	
GHANA (Continued)				
Poland (Continued)				
	10 electrical workshops			
	Candy factory, Tema			
	Springs factory			
	2 charcoal plants, Twifu Praso and Kumasi			
	5 mechanical joineries			
	Utilization plant (N.E.S.)			
	Sugar refinery, distillery, and sugar cane plantation, Asuchuale (\$6.3 million)			C
1961 Dec.....	Line of credit.....	14.0	3.0	
	Cement plant, Takoradi (\$4.0 million)			C
	Chemical plants (\$3.5 million)			
	Furniture factory, Takoradi			
	Survey of iron ore deposits, Shieni			C
	Total for Poland.....	29.7	9.3	
PRC				
1961 Aug.....	Line of credit.....	19.6	5.4	
	Textile mill, Juapong (\$4.9 million)			C
	Pencil factory, Takoradi			UC
	Earthenware factory			CS
	Development of inland fisheries			CS
	Rice cultivation			CS
	Irrigation project, Afife			UC
	Development of bamboo products			CS
	Development of palm fiber products			CS
	2 state farms			UC
1964 Jul.....	Line of credit.....	22.4		
	Total for PRC.....	42.0	5.4	
Romania				
1961 Sep.....	Line of credit.....	8.4	0.9	
	Refrigerators			
	Chemical plants			
	Knitwear factory			
	Distillery			
	Geological exploration for oil			C
	Furniture factory			
	Total for Romania.....	8.4	0.9	
USSR				
1960 Aug.....	Line of credit.....	40.0	10.1	
	Geological survey (\$8.4 million)			CS
	Transmission grid, Kumasi-Bui			CS
	Establishment of 4 state farms—Branam, Zongo-Macheri, Adidome, and Afife (\$3.6 million)			C
	Agricultural equipment (\$1.4 million)			CS
	Development of fishing industry			UC
	Fishing port and drydock facilities, Tema			UC
	Fish processing plants, Tema (\$2.7 million)			UC
	8 fishing vessels			C
	Industrial feasibility studies			

Footnotes at end of table.

Table 19

Summary of Information on Communist Economic Credits and Grants to Less Developed Countries
in Africa, by Date Extended
1954-74
(Continued)

Recipient and Donor	Projects	Million Current US \$		
		Extended	Drawn	Status ¹
GHANA (Continued)				
USSR (Continued)				
	Gold refinery, Tarkwa (\$0.4 million)			UC
	Housing development, Accra and Tema			UC
	Paper mill			
	Steel mill			
	Atomic reactor, Kwabanya (\$2.8 million)			CS
	Tractor assembly plant (\$2.5 million)			
1960 Aug.....	Credit—4 IL-18 aircraft.....	6.8 ²	6.8	C
1961 Aug.....	10 fishing trawlers.....	2.8 ²	2.8	C
1961 Sep.....	Agricultural machinery.....	1.4 ²	1.4	C
1961 Nov.....	Line of credit.....	42.0	10.0	
	Commodities (\$22.2 million)			CS
	Feasibility study, concrete panel factory (\$0.1 million)			C
	Textile mill, Tamale (\$2.0 million)			UC
	Machine tool plant			
	Ammunition plant			
	Concrete panel plant, Accra (\$2.2 million)			C
	Brick and tile works			CS
	Veneer slicing plant			
	Dairy and dairy products plant			
	Technical training schools (\$1.2 million)			CS
	Machine building and engineering, Tema			CS
	Agriculture, Adidome			CS
	Construction of air base, Tamale (\$11.0 million)			CS
	200-bed hospital and nursing school (\$1.7 million)			
	Total for USSR.....	93.0	31.1	
	Estimated minimum total for GHANA.....	239.1	62.6	
GUINEA				
Bulgaria				
1961 Jun.....	Credit—Technical assistance.....	2.0	2.0	C
1968 Jan.....	Credit—Forest resource development.....	3.5	3.5	C
	Total for Bulgaria.....	5.5	5.5	
Czechoslovakia				
1959 Apr.....	Grant—Highway equipment.....	0.3	0.3	C
1959 Jul.....	Line of credit.....	10.0	10.0	
	Telecommunications center, Kipe (\$2.0 million)			C
	Improvement of Labe Hospital facilities (\$0.1 million)			C
	Establishment of national airline			C
	6 IL-14 and 2 Aero 145 aircraft (\$1.6 million)			C
	Technical aid and training (\$0.4 million)			C
	Radio equipment for embassies (\$0.3 million)			C
	Funding of trade deficit (\$4.0 million)			C
1959 Jul.....	Grant—Training for airline operation.....	0.2	0.2	C
	Total for Czechoslovakia.....	10.5	10.5	

Footnotes at end of table.

Table 19

Summary of Information on Communist Economic Credits and Grants to Less Developed Countries
in Africa, by Date Extended
1954-74
(Continued)

Recipient and Donor	Projects	Million Current US \$		
		Extended	Drawn	Status ¹
GUINEA (Continued)				
East Germany				
1960 Jul.....	Line of credit.....	3.0	2.6	
	Public address system, Conakry (\$0.8 million)			C
	Sound studio, radio Conakry, and open air theater (\$1.0 million)			C
	7 rice mills			UC
	Experimental farm and agricultural school			UC
	Vehicle assembly plant, Kankan			
1965 Jun.....	Credit to fund trade deficit.....	1.0	1.0	C
	Total for East Germany.....	4.0	3.6	
Hungary				
1960.....	Line of credit.....	2.4	2.4	
	Hydrogeological survey and well drilling			C
	Technical assistance for bauxite development, Los Island			C
	Glass factory, Ouassou (\$0.3 million)			C
	Ferry service to Los Island			C
1965 Jun.....	Credit to fund trade deficit.....	2.0	2.0	C
	Total for Hungary.....	4.4	4.4	
Poland				
1959 Apr.....	Grant --Highway equipment.....	0.3	0.3	C
1960.....	Line of credit.....	5.0	4.2	
	State fishing industry, Soguipol			
	6 fishing boats			C
	Fishing port, Conakry (\$0.8 million)			S
	Hydrological survey and well drilling (\$0.4 million)			UC
	Cinema service (\$0.5 million)			C
	Total for Poland.....	5.3	4.5	
PRC				
1959 Jun.....	Grant --Rice (5,000 metric tons).....	0.5	0.5	C
1960 May.....	Grant--Rice (10,000 metric tons).....	1.0	1.0	C
1960 Sep.....	Line of credit.....	25.0	24.4	
	Match and cigarette factory, Conakry (\$2.8 million)			C
	Tea plantation and processing plant, Macenta			C
	Bamboo production, Kinkon			C
	Hydroelectric dam and power station, Kinkon (\$2.0 million)			C
	Technical assistance for coffee, tobacco, and cotton growing			UC
	Textile mill, Macenta			UC
	Foreign exchange (\$7.0 million)			C
	Commodities (\$12.5 million)			C
1966 Feb.....	Commodity credit.....	2.8	2.8	C
	Rice-- 25,000 metric tons (\$2.5 million)			
	Sugar 10,000 metric tons (\$0.3 million)			
1966 Nov.....	Credit to fund trade deficit.....	6.0	6.0	C
1966 Nov.....	Line of credit.....	22.4	9.4	
	Hydroelectric dam and power station, Dabola			UC
	Peanut oil refinery, Dabola			C
	Agricultural implements			C

Footnotes at end of table.

Table 19

Summary of Information on Communist Economic Credits and Grants to Less Developed Countries
 in Africa, by Date Extended
 1954-74
 (Continued)

Recipient and Donor	Projects	Million Current US \$		
		Extended	Drawn	Status ¹
GUINEA (Continued)				
PRC (Continued)	Road construction and reinforcement of bridges			UC
	Rope and jute sack factory			
	Expand tea plantation, Macenta			C
	Rural development and training school, Kankan			UC
	Power grid for Labe, Pita, Dalaba, and Mamou (\$1.3 million)			C
	Sugar cane plantation, Coba			UC
	Sugar cane refinery, Mandiana			
	Irrigation projects			
	Power development, Macenta, N'Zerekore, and Kissidougou			UC
	Commodities			UC
	Cinema (\$0.3 million)			C
	Guest houses, Conakry			UC
	Brickyard, Kankan			C
1968 Aug.....	Credit—National theater and assembly hall...	0.3	0.3	C
1969 Feb.....	Commodity credit.....	5.0	4.5	UC
1969 Feb.....	Credit to fund trade deficit.....	6.5	6.5	C
1969 Nov.....	Line of credit.....	5		
	Expansion of port, Conakry			
	Cement plant			
	Rehabilitation of Conakry-Kankan railroad			
1970 Nov.....	Credit—Budget support.....	10.0	10.0	C
1972 Dec.....	Line of credit.....	2.0	0.4	
	500-kw radio transmitter, Labe			
	Technical assistance in rice production			UC
1974 May.....	Grant—Rice (3,000 tons).....	1.5 ⁴	1.5	C
	Total for PRC.....	83.0	67.3	
Romania				
1974 Mar.....	Line of credit.....	80.0	2.2	
	Aluminum complex			
	Agricultural development			
	Iron mining			
	Plastics factory			
	Tractor plant			
	Tractors			UC
	Total for Romania.....	80.0	2.2	
USSR				
1959 Aug.....	Line of credit.....	35.0	35.0	
	Technological institute, Conakry (\$4.5 million)			C
	Hotel, Conakry (\$1.2 million)			C
	Sports stadium, Conakry (\$1.6 million)			C
	Sawmill, N'Zerekore (\$2.2 million)			C
	Slaughterhouse and canning plant, Mamou (\$1.8 million)			C
	Cold storage, Conakry (\$2.3 million)			C

Footnotes at end of table.

Table 19

Summary of Information on Communist Economic Credits and Grants to Less Developed Countries
 in Africa, by Date Extended
 1954-74
 (Continued)

Recipient and Donor	Projects	Million Current US \$		Status ¹
		Extended	Drawn	
GUINEA (Continued)				
USSR (Continued)				
	Conakry airport runway extension (\$2.6 million)			C
	Road and railroad extension			C
	Survey and reconstruction of Conakry-Mamou line			
	Road network expansion			
	Section of Conakry airport expressway (\$1.6 million)			C
	Street surfacing (\$1.2 million)			C
	Roadbuilding equipment			C
	Geological and minerals survey (\$2.6 million)			C
	Aid to diamond and gold mining operations (\$5.1 million)			C
	Agricultural development			
	Pest control stations			C
	Agricultural machinery			C
	Three dairy farms, Ditin, Koundan, and Saninkoroni (\$2.0 million)			C
	Concrete plant, Conakry airport			C
	Electrification of town, N'Zerekore			C
1959 Aug.....	Grant—Radio station, 2 50-kw transmitters....	2.0	2.0	C
1960 Jan-Jun.....	Grant—2 police patrol boats.....	0.2	0.2	C
1960 Jan-Jun.....	Grant—2 helicopters.....	0.4	0.4	S
1960 Sep.....	Line of credit.....	21.5	11.3	
	Merchant marine equipment and training (\$2.5 million)			CS
	3 IL-18 aircraft (\$5.9 million) and technical assistance for Air Guinea			C
	Survey for Konkoure Dam, hydroelectric plant, and aluminum smelter			C
	Hotel			C
	Shipyards and port development			UC
1961 Apr.....	Grant—500-bed hospital with equipment, Kankan	1.0	1.0	C
1962 Mar.....	Line of credit.....	13.0	6.0	
	Conakry airport hangar repair center			C
	Conakry airport communications facilities			C
	Conakry airport jet-fuel storage facilities			C
	100 prefabricated houses, Air City, Conakry			C
	Prefabricated panel plant			CS
	Hospital equipment for Donka and Ballay hospitals (\$0.7 million)			C
	Diesel electric station, Mamou			C
	Cement plant, Siguri (\$2.4 million)			S
	Fisheries development (\$4.0 million)			
	Port machinery and 4 fishing vessels			UC
	Oxygen plant, Conakry			C
	Microbiology laboratory, Kindia			
1965 Jun.....	Credit to fund trade deficit.....	15.0	15.0	C
1966 Sep.....	Credit—3 AN-24 aircraft.....	2.7 ²	2.7	C

Footnotes at end of table.

Sanitized - Approved For Release : CIA-RDP79S01091A000400030001-4
SECRET/NO FOREIGN DISSEM

Table 19

**Summary of Information on Communist Economic Credits and Grants to Less Developed Countries
in Africa, by Date Extended
1954-74
(Continued)**

Recipient and Donor	Projects	Million Current US \$		Status ¹
		Extended	Drawn	
GUINEA (Continued)				
USSR (Continued)				
1967 Sep.....	Credit to assist Soviet projects.....	16.7	1.1	UC
1969 Dec.....	Credit—Exploitation of bauxite deposits, Kindia Commodities (\$37.2 million) Railroad, Kindia-Conakry Port construction Mine development	92.2	74.0	UC UC UC UC
1973 Aug.....	Grant..... Science research center, Conakry	5		S
1974 May.....	Grant—Flour (10,000 tons)..... Total for USSR.....	2.0 ⁴ 201.7	2.0 150.7	C
	Estimated minimum total for GUINEA.....	394.4	248.7	
KENYA				
PRC				
1964 May.....	Grant—Budgetary support.....	3.0	3.0	C
1964 May.....	Line of credit..... Textile mill Sugar refinery Commodities Total for PRC.....	14.9 17.9	3.0	
USSR				
1964 May.....	Grant..... 200-bed hospital and polyclinic, Kisumu 2 technical schools Kakemeya Nyeria	4.3	3.5	C UC
1964 Nov.....	Line of credit..... Industrial feasibility survey Radio station Textile mill, Kisumu Fish cannery Vegetable cannery, Sagana Fruit cannery, Mombasa Commodities (\$14.4 million) Total for USSR.....	44.4 48.7	0.5 4.0	CS C
	Estimated minimum total for KENYA.....	66.6	7.0	
MALAGASY REPUBLIC				
PRC				
1972 Nov.....	Grant—Rice (10,000 metric tons).....	3.5 ⁴	3.5	C
1972 Nov.....	Credit—Tourist complex, Nosy-be..... Total for PRC.....	7.8 11.3	3.5	
	Estimated minimum total for MALAGASY REPUBLIC.....	11.3	3.5	
MALI				
Bulgaria				
1962 Jan.....	Line of credit..... Experimental farm, Baguineda (\$0.4 million) Dairy farm Grain silos Egg hatchery Assistance in town planning, Bamako Medical technicians Total for Bulgaria.....	2.0 2.0	1.2 1.2	C UC UC

Sanitized - Approved For Release : CIA-RDP79S01091A000400030001-4

Footnotes at end of table.

Table 19

**Summary of Information on Communist Economic Credits and Grants to Less Developed Countries
in Africa, by Date Extended
1954-74
(Continued)**

Recipient and Donor	Projects	Million Current US \$		Status ¹
		Extended	Drawn	
MALI (Continued)				
Czechoslovakia				
1961 Jun.....	Line of credit.....	10.0	2.6	
	Transport equipment (\$4.8 million)			UC
	Flour mills, Tienfala			UC
	Tractor assembly plant			
	Bicycle plant			
	Hospital equipment (\$0.2 million)			C
	Establishment of national information agency			C
	Agricultural equipment			UC
	Radio equipment (\$1.6 million)			UC
	Technical training - civil aviation			C
1961 Jun.....	Credit - Aircraft and pilot training.....	2.5	2.5	C
	Total for Czechoslovakia.....	12.5	5.1	
East Germany				
1961 Apr.....	Printing press.....	0.1	0.1	C
	Total for East Germany.....	0.1	0.1	
Hungary				
1961 Jan-Jun.....	Credit - 50 buses and trucks.....	0.5	0.5	C
	Total for Hungary.....	0.5	0.5	
Poland				
1961 Nov.....	Credit - Equipment for light industry and agriculture	7.5		
	Total for Poland.....	7.5		
PRC				
1961 Sep.....	Line of credit.....	19.6	18.4	
	Agricultural machinery and technical assistance			C
	Roadbuilding equipment			
	Tea farm and drying plant, Sikasso			C
	Rice and sugar farms			UC
	Cotton ginnery			CS
	Cottonseed oil plant			CS
	Cigarette factory, Bamako (\$1.7 million)			C
	Paper factory			S
	Textile complex, Segou (\$7.8 million)			C
	Apartment houses, Bamako			UC
	Cinema, Bamako			C
	200-kw transmitter, Bamako			C
	Match factory, Bamako (\$1.0 million)			C
	Glassworks			
	Sugar refinery, Dougabougou (\$3.6 million)			C
1964 Nov.....	Line of credit.....	22.4	9.2	
	Projects (\$18.2 million)			
	Rice mill			C
	Rice mill, Kourouma (\$1.4 million)			UC
	Tannery, Bamako			C
	Experimental sugar mill, Niona			C
	Macaroni plant			
	Shoe factory			C
	Sugar refinery, Seribala			UC

Footnotes at end of table.

Sanitized - Approved For Release : CIA-RDP79S01091A000400030001-4
SECRET/NO FOREIGN DISSEM

Table 19

**Summary of Information on Communist Economic Credits and Grants to Less Developed Countries
in Africa, by Date Extended
1954-74
(Continued)**

Recipient and Donor	Projects	Million Current US \$		
		Extended	Drawn	Status ¹
MALI (Continued)				
PRC (Continued)				
	Motel, Sevare			C
	Rice mill, Niona			
	Expansion of textile complex, Segou (\$8.8 million)			UC
	Commodities (\$4.2 million)			UC
	Surveys			UC
	Manantali dam			
1965 Jul-Dec	Credit—Foreign exchange	8.0	8.0	C
1966 Jun	Credit—Foreign exchange	3.0	3.0	C
1973 Jul	Grant—Foodgrains (8,000 metric tons)	2.1 ⁴	2.1	C
1973 Jul	Credit—Rice (25,000 metric tons)	8.8	8.8	C
	Total for PRC	63.9	49.5	
USSR				
1961 Mar	Line of credit	44.4	36.0	
	Geological survey (\$12.8 million)			UC
	Survey for railroad, Bamako-Kouroussa, Guinea (\$1.4 million)			C
	Stadium, Bamako (\$2.1 million)			C
	Navigational improvements, Niger River (\$0.4 million)			UC
	Industrial training center (\$1.2 million)			C
	Aircraft and air crew training (\$6.4 million)			C
	Technical studies for hydroelectric projects (\$0.1 million)			C
	Commodities (\$6.6 million)			UC
	Cement plant, Diamou (\$6.2 million)			C
	Cement plant survey (\$0.1 million)			C
	Modernization of agricultural equipment factory			S
	Equipment for gold mine and ore crushing plant, Kalana (\$1.0 million)			UC
1962 Jun	Line of credit	11.1	7.5	
	Equipment and technicians for agricultural development in Office du Niger (\$5.5 million)			UC
	Commodities (\$5.6 million)			UC
1963 Jan	Grant—Equipment and staff for schools—Health, administration, agriculture, and political	4.0	4.0	C
1965 Oct	Grant—Helicopter	0.2	0.2	C
1966	Foreign exchange	3.2	3.2	C
1967 Jun	Technical assistance for gold prospecting and motor road	2.8	2.8	
	Commodities (\$1.1 million)			C
	Services (\$1.7 million)			C
1967 Jun	Credit	6.9	6.9	
	Funding trade deficit (\$5.8 million)			C
	Technical services and parts for aircraft (\$1.1 million)			C

¹Footnotes at end of table

Table 19

**Summary of Information on Communist Economic Credits and Grants to Less Developed Countries
in Africa, by Date Extended
1954-74
(Continued)**

Recipient and Donor	Projects	Million Current US \$		
		Extended	Drawn	Status ¹
MALI (Continued)				
USSR (Continued)				
1969 Oct.....	Credit—Supplementary aid to cement plant, Diamou Foreign exchange (\$0.4 million) Spare parts and technical services (\$0.4 mil- lion)	0.8	0.8	C
	Total for USSR.....	73.4	61.4	
	Estimated minimum total for MALI.....	159.9	117.8	
MAURITANIA				
PRC				
1967.....	Grant—Youth hostel and cultural center..... Medical services and technical equipment	0.7	0.7	C
1967 Mar.....	Credit..... Experimental rice farm, Rosso (\$0.9 million) Hydrogeological development Water pipeline, Edine-Nouakchott (\$2.2 million) Agricultural equipment factory, Kaedi (\$0.9 million)	4.0	3.5	C C UC
1971 Apr.....	Credit..... Deep water port, Nouakchott Hospitals Selibaby Nema Kiffa Ayoum Medical center, Nouakchott Sports stadium Electric generating equipment Cement factory, Nouakchott	20.5	1.1	S UC
1973 Jul.....	Grant—Foodgrains (8,000 metric tons).....	2.1 ⁴	2.1	C
1974 Sep.....	Credit—Added to Apr 1971 credit..... Port construction, Nouakchott (\$30.0 million) Road	35.0		
1974 Oct.....	Grant—Rice (3,000 tons).....	1.5 ⁴	1.5	C
1974 Oct.....	Grant—Corn (3,000 tons).....	0.4 ⁴	0.4	C
	Total for PRC.....	64.2	9.3	
Romania				
1974 Jun.....	Line of credit..... Survey for steel works, Muadhibou Mineral and petroleum exploration Geological research equipment	10.0		
	Total for Romania.....	10.0		
USSR				
1967 Mar.....	Credit..... One IL-18 (\$1.1 million)	3.3	1.1	C
1973 Sep.....	Grant—Rice (3,000 metric tons).....	1.0 ⁴	1.0	C
1974 Dec.....	Grant—Corn (3,000 tons).....	0.4 ⁴	0.4	C
	Total for USSR.....	4.7	2.5	
	Estimated minimum total for MAURITANIA.....	78.9	11.8	

¹Footnotes at end of table.

Sanitized - Approved For Release : CIA-RDP79S01091A000400030001-4
 SECRET/NO FOREIGN DISSEM

Table 19

Summary of Information on Communist Economic Credits and Grants to Less Developed Countries
 in Africa, by Date Extended
 1954-74
 (Continued)

Recipient and Donor	Projects	Million Current US \$		Status ¹
		Extended	Drawn	
MAURITIUS				
PRC				
1972 Apr.	Line of credit	35.2		
	Airport			S
	Road, airport to Bujumbura			
	Rice cultivation			UC
	Total for PRC	35.2		
USSR				
1970	Credit—Fishing industry	5.0	0.9	
	Trawlers			UC
	Fishing equipment			UC
	Total for USSR	5.0	0.9	
	Estimated minimum total for MAURITIUS	40.2	0.9	
MOROCCO				
Czechoslovakia				
1961 May	Copper ore development, Talaat Nouamane	0.4	0.4	C
	Total for Czechoslovakia	0.4	0.4	
Poland				
1962 Feb.	Equipment and technical assistance for sugar beet refinery, Sidi Slimane	4.8	4.8	C
1965 Dec.	Line of credit	30.0	4.0	
	Sulfuric acid plant (\$15.0 million)			
	20 locomotives (\$4.0 million)			C
	Total for Poland	34.8	8.8	
Romania				
1968 Dec.	Line of credit	20.0 ⁴	2.4	
	Mining and metallurgy studies			C
	Cement plants			
	Thermal and hydroelectric powerplants			
	Water development, Loukkos River			
	Studies on water resources			
	Stock-breeding complex, Dukkalah			
	Copper flotation plant, Talaat Nouamane			C
	Petroleum survey			
	Prospecting for metals			
	Housing and urban development			
	Copper mine development			
	Talaat Iminifri			
	Quansimi			
	Copper processing plant, Quansimi			UC
	Total for Romania	20.0	2.4	
USSR				
1966 Oct.	Trade credit ³	8.0 ²	8.0	
	Powerplant, Djerada			
	1st stage			C
	2d stage			C
1966 Oct.	Line of credit	35.6	9.2	
	Dam and powerplant, Dra River (\$6.1 million)			C
	Phosphate extraction, Benguerir			
	Dam, Loukkos River			UC

Footnotes at end of table.

Table 19

**Summary of Information on Communist Economic Credits and Grants to Less Developed Countries
in Africa, by Date Extended
1954-74
(Continued)**

Recipient and Donor	Projects	Million Current US \$		Status ¹
		Extended	Drawn	
MOROCCO (Continued)				
USSR (Continued)				
	Hydroelectric plant, Ait Adel (\$1.7 million)			UC
	Irrigation and land development			
	Petroleum and gas exploration			UC
1970 Feb.....	Trade credit ³	44.4	4.6	
	Expansion powerplant, Djerada (\$4.5 million)			C
	Refrigeration depots			UC
	Casablanca			
	Agadir			
	Phosphate development, Miskala			
	Tractors			
	Tractor assembly plant			
	Total for USSR.....	88.0	21.8	
	Estimated minimum total for MOROCCO.....	143.2	33.4	
NIGER				
PRC				
1973 Jul.....	Grant- Foodgrains (5,000 metric tons).....	1.3 ⁴	1.3	C
1974 Jul.....	Line of credit.....	5.0 ⁴	0.1	
	Rice farm			UC
	Total for PRC.....	6.3	1.4	
USSR				
1973 Sep.....	Grant- Rice (2,500 metric tons).....	0.9 ⁴	0.9	C
1974 Sep.....	Grant- Rice (2,500 tons).....	1.2 ⁴	1.2	C
	Total for USSR.....	2.1	2.1	
	Estimated minimum total for NIGER.....	8.4	3.5	
NIGERIA				
Czechoslovakia				
1965 Nov.....	Line of credit.....	14.0		
	Shoe and tannery plants			
	Motor assembly plants			
	Oil refinery			
	Ceramics plant			UC
	Total for Czechoslovakia.....	14.0		
Poland				
1971 Oct.....	Credit Machinery and equipment.....	24.0 ²		
	Total for Poland.....	24.0		
USSR				
1965.....	Credit Medical project, Enugu.....	0.5 ³		S
1970 Nov.....	Credit Equipment for mineral prospecting, Kuduna	6.7	3.1	UC
	Oil Technical Training Center, Warri			
	Total for USSR.....	7.2	3.1	
	Estimated minimum total for NIGERIA.....	45.2	3.1	
RWANDA				
PRC				
1972 May.....	Line of credit.....	22.0	2.2	
	Paving of Kigali-Rusumo road.....			UC
	Cement factory.....			S
	Technical assistance for agriculture.....			UC
	Commodities			UC
	Total for PRC.....	22.0	2.2	

Footnotes at end of table.

Sanitized - Approved For Release : CIA-RDP79S01091A000400030001-4
SECRET/NO FOREIGN DISSEM

Table 19

**Summary of Information on Communist Economic Credits and Grants to Less Developed Countries
in Africa, by Date Extended
1954-74
(Continued)**

Recipient and Donor	Projects	Million Current US \$		
		Extended	Drawn	Status ¹
RWANDA (Continued)				
USSR				
1973 Jun.....	Credit—Hospital equipment.....	0.5		
	Total for USSR.....	0.5		
	Estimated minimum total for RWANDA.....	22.5	2.2	
SENEGAL				
PRC				
1973 Jul.....	Grant—Foodgrains (5,000 metric tons).....	1.3 ⁽⁴⁾	1.3	C
1973 Nov.....	Line of credit.....	47.8	0.2	
	Agricultural development			UC
	Hydrological development			
	Dams			
	Sports stadium, Dakar (\$2.5 million)			
	Commodities			
	Total for PRC.....	49.1	1.5	
USSR				
1965 Mar.....	Credit.....	6.7	2.1	
	10 tuna refrigerator boats (\$3.6 million)....			UC
	Naval repair facility			
	Prospecting for gold and diamond deposits...			UC
1973 Sep.....	Grant—Wheat (2,000 metric tons).....	0.4 ⁴	0.4	C
1974 Aug.....	Grant—Foodgrains (2,000 tons).....	0.5 ⁴	0.5	C
	Total for USSR.....	7.6	3.0	
	Estimated minimum total for SENEGAL.....	56.7	4.5	
SIERRA LEONE				
PRC				
1971 Jul.....	Line of credit.....	40.0	3.9	
	Agricultural aid			UC
	Stadium, Freetown			S
	Bridges			UC
	Foreign exchange for housing (\$2.2 million)			C
	Commodities			UC
	Geological exploration, iron ore			UC
	Sugar mill			
	Hydroelectric powerplant, Dodo			
	Government office buildings			
	Total for PRC.....	40.0	3.9	
USSR				
1965 Oct.....	Credit.....	28.0 ²	1.6	
	Agricultural machinery (\$2.8 million)			UC
	2 ships			UC
	4 hospitals—Bo, Freetown, Kenema, and Makeni (\$7.0 million)			
	Total for USSR.....	28.0	1.6	
	Estimated minimum total for SIERRA LEONE.....	68.0	5.5	
SOMALIA				
Bulgaria				
1965.....	Credit—Meat packing plant, Mogadiscio.....	0.9 ²	0.7	CS
1972 Jan.....	Credit—Mining and prospecting.....	1.5	0.2	
	Tin mining			UC
	Total for Bulgaria.....	2.4	0.9	

Footnotes at end of table.

Table 19

Summary of Information on Communist Economic Credits and Grants to Less Developed Countries
in Africa, by Date Extended
1954-74
(Continued)

Recipient and Donor	Projects	Million Current US \$		
		Extended	Drawn	Status ¹
SOMALIA (Continued)				
Czechoslovakia				
1961 Mar.....	Grant—Medical equipment.....	0.3	0.3	C
1961 Jun.....	Credit—Equipment for machinery pool.....	2.2	2.2	C
	Total for Czechoslovakia.....	2.5	2.5	
East Germany				
1970.....	Credit—Prisons.....	0.8	0.2	UC
	Total for East Germany.....	0.8	0.2	
PRC				
1963 Aug.....	Grant—Budgetary support.....	3.0	3.0	
	Foreign exchange (\$1.5 million)			C
	Commodities (\$1.5 million)			C
1963 Aug.....	Line of credit.....	18.6	4.9	
	Collective farms			C
	Road, Mogadiscio—Berbera			UC
	Road surveys, Belet Uen-Bossaso, Hargeisa-Garoe			C
	Hydrogeological survey, Hargeisa and Belen-eineh			C
	Hydrogeological development, Hargeisa			UC
	Cigarette and matchbox factories, Mogadiscio			UC
	Geological surveys (mineral, water, petroleum)			UC
	Expansion of rice and tobacco farm, Jawhar			UC
1965 Dec.....	Grant—National theater.....	1.5	1.5	C
1966 Oct.....	Grant—30 water tank trucks.....	0.2	0.2	C
1971 Jun.....	Line of credit.....	109.0	32.4	
	Roads			UC
	Belet Uen—Burao			
	Burao—Bossaso			
	Hargeisa—Garoe			
	Sports complex, Mogadiscio			S
	Hammar hospital, Mogadiscio			UC
1974.....	Grant—Sorghum (4,000 tons).....	0.6 ⁴	0.6	C
	Total for PRC.....	132.9	42.6	
USSR				
1961 Jun.....	Grant.....	2.2 ⁶	2.2	C
	Commodities (\$1.3 million)			
1961 Jun.....	Line of credit.....	43.5 ⁶	20.8	
	3 state farms			
	Grain farm and agricultural school, Tug Wajaleh			C
	Cotton farm and cotton gin, Giamama (\$2.1 million)			UC
	Oilseed farm, Giamama			UC
	Port, Berbera (\$5.6 million)			C
	Food processing plants			
	Milk, Mogadiscio (\$1.5 million)			C
	Meat packing, Chisimaio (\$4.2 million)			C
	Fish canning, Las Khoreh (\$4.2 million)			C
	Hydrological survey, Hargeisa			
	Irrigation survey, Lower Giuba River, Lugh Bardera (\$0.1 million)			C

Footnotes at end of table.

Table 19

Summary of Information on Communist Economic Credits and Grants to Less Developed Countries
in Africa, by Date Extended
1954-74
(Continued)

Recipient and Donor	Projects	Million Current US \$		
		Extended	Drawn	Status ¹
SOMALIA (Continued)				
USSR (Continued)				
	Acetylene and oxygen plant, Berbera			
	Hydroelectric plant, Lower Giuba River			S
	Bakery, Hargeisa			
	Flour mill, Hargeisa			
	2 grain elevators, Hargeisa			
	Dairy, Hargeisa			UC
	Tannery, Chisimaio			C
	Bottled gas plant, Berbera			
	33 petroleum storage tanks			
	15 at Berbera			
	10 at Chisimaio			
	8 at Mogadiscio			
	Radio transmitters			
1961 Jun.....	Credit for generation of local currency.....	6.5 ⁶	6.5	C
	Machinery, including equipment for machinery pool			C
	Commodities			C
1961 Jun.....	Grant.....	2.5	2.5	
	2 50-bed hospitals			
	Uegit			C
	Sheikh			C
	Printing plant, Mogadiscio (\$0.6 million)			C
	Secondary school, Mogadiscio (\$0.3 million)			C
	50-kw radio transmitter (\$1.0 million)			C
	5 mobile movie theaters			C
	Training of medical personnel			C
1966 May.....	Commodities to generate local currency.....	8.5	8.5	C
1971 Feb.....	Credit added to June 1961 credit.....	5.6	1.9	
	Reconstruction of salt works, Hafun			UC
	Meat packing plant, Chisimaio (\$0.3 million)			UC
	Fish cannery, Las Khoreh (\$0.3 million)			
	Commodities (\$2.2 million)			UC
1971 Nov.....	Line of credit.....	18.0	1.0	
	Multipurpose dam, Giuba River			UC
	Agricultural machinery			
1974 Jul.....	Grant—Budgetary support.....	10.0	4.0	
	Commodities			
	Oil subsidy (\$4.0 million)			C
1974 Dec.....	Grant—Corn (5,000 tons).....	0.6 ⁴		
	Total for USSR.....	97.4	47.4	
	Estimated minimum total for SOMALIA.....	236.0	93.6	
SUDAN				
Bulgaria				
1967 Mar.....	Credit.....	17.2 ²	0.2	UC
	Textile mill			S
	Tomato cannery, Kereima			UC
	Exploitation of mineral deposits			
	Machinery			

Footnotes at end of table.

Table 19

Summary of Information on Communist Economic Credits and Grants to Less Developed Countries
in Africa, by Date Extended
1954-74
(Continued)

Recipient and Donor	Projects	Million Current US \$		
		Extended	Drawn	Status ¹
SUDAN (Continued)				
Bulgaria (Continued)				
	Slaughterhouse and refrigeration plants, Khartoum, Port Sudan, Senner, and Shendhi			
	Total for Bulgaria.....	17.2	0.2	
Czechoslovakia				
1965 Jan.....	Line of credit.....	10.0	0.6	
	Textile machinery			
	Warehouses			
	Bridges			
	Flour mills			UC
	Commodities			UC
	Machinery for agriculture, irrigation, and dredging			
1967 Oct.....	Credit added to 1965 credit.....	30.0 ²	0.3	
	Sugar mill, Kashm el Girba			S
	Tannery			S
	Fertilizer plant			
	Public health aid			
	Electronic equipment for radio and television			UC
	Textile mill			
	Wood processing plant			
	Total for Czechoslovakia.....	40.0	0.9	
East Germany				
1969 Nov.....	Line of credit.....	11.4	1.6	
	Rail cars and equipment (\$2.0 million)			UC
	Telecommunications equipment			
	Brick plant			
	4 transformers (\$0.7 million)			C
	Total for East Germany.....	11.4	1.6	
Hungary				
1970 Jun.....	Line of credit.....	10.0 ²		
	Railroad equipment (\$4.0 million)			
	Total for Hungary.....	10.0		
PRC				
1970 Jul.....	Line of credit.....	41.6	14.7	
	Road, Wad Medani-Gedaref (\$28.7 million)			UC
	Textile mill, Hasahaisa			UC
	International conference hall (\$6.0 million)			UC
	Agricultural development			UC
	Commodities			UC
	Bridge, Blue Nile			UC
1971 Dec.....	Line of credit.....	40.0	0.4	
	Agricultural equipment factory			
	Chrome prospecting			S
	Fisheries aid, An Nubah Lake			S
	Automotive equipment factory			
	Compressed timber factory			
	Total for PRC.....	81.6	15.1	

Footnotes at end of table.

Table 19

Summary of Information on Communist Economic Credits and Grants to Less Developed Countries
in Africa, by Date Extended
1954-74
(Continued)

Recipient and Donor	Projects	Million Current US \$		Status ¹
		Extended	Drawn	
SUDAN (Continued)				
Romania				
1971 Dec.....	Line of credit.....	75.0	1.3	
	Prospecting for iron ore, minerals, and oil			UC
	Waterway transport, Nile River			S
	Timber industry			S
	Textile mill, Khashm el Girba			S
	Assembly hall, Omdurman			
	Rail engines and cars			UC
	Total for Romania.....	75.0	1.3	
USSR				
1961 Jul.....	Line of credit.....	22.2	18.7	
	2 granaries (\$8.8 million)			C
	Port Sudan			
	Gedaref			
	Dairy and milk-processing plant, Babanousa (\$1.5 million)			C
	Onion dehydrating plant, Kassala (\$1.4 million)			C
	Vegetable and fruit canneries, Karima and Wau (\$4.2 million)			C
	Pharmaceutical plant			
	Fish cannery, Jebel Aulia (\$1.0 million)			S
	Onion dehydrating plant, Shendi			S
	Survey of fish potentials, Red Sea and Nile			C
	4 hospitals			UC
	Tuberculosis, Khartoum (\$2.0 million)			C
	General, Khartoum			UC
	General, Omdurman			
	Maternity, Wad Medani			
	Sawmill, Wau			UC
	Veterinary research laboratory, Khartoum (\$1.7 million)			UC
1961 Jul.....	Grant—Equipment for veterinary and agricultural laboratory and experimental cotton stations	0.8		S
1969.....	Line of credit.....	12.8	2.5	
	Biological research laboratories (\$5.6 million)			
	Khartoum			
	Port Sudan			
	Metallurgical operations, Red Sea (\$7.2 million)			UC
1969 Dec.....	Credit for agricultural projects.....	28.7	5.0	
	Irrigation, Ar-Rahid			
	Tractors (\$4.2 million)			UC
	Chemical fertilizer plant			
1969 Dec.....	Grant—School laboratories.....	0.3	0.3	C
	Total for USSR.....	64.8	26.5	
	Estimated minimum total for SUDAN.....	300.0	45.6	

Footnotes at end of table.

Table 19

Summary of Information on Communist Economic Credits and Grants to Less Developed Countries
in Africa, by Date Extended
1954-74
(Continued)

Recipient and Donor	Projects	Million Current US \$		
		Extended	Drawn	Status ¹
TANZANIA				
Bulgaria				
1972 Apr.	Line of credit	3.0		
	Tannery (\$1.0 million)			
	Total for Bulgaria	3.0		
Czechoslovakia				
1972	Credit—Hospital and medical research equipment	3.9		
1972	Line of credit	5.7		
	Tannery (\$4.3 million)			
	Total for Czechoslovakia	9.6		
East Germany				
1964 May	Line of credit ⁷	3.6	1.0	
	Medical school and hospital			C
	Copra oil mill (\$0.1 million)			C
	3 rice mills—Mahonda, Chake Chake, and Chaani (\$0.1 million)			C
	Dairies (\$0.2 million)			CS
	Pemba			
	Zanzibar			CS
	Canning industry (\$0.7 million)			CS
1964 May	Grant ⁷	1.7	1.7	
	12 apartment houses (\$1.4 million)			C
	Photographic laboratory			C
	Commodities			C
1965 Sep.	Credit—Commodities to generate local currency ⁷	1.4	0.7	CS
	Total for East Germany	6.7	3.4	
PRC				
1964 Feb.	Grant—Budgetary support ⁷	0.5	0.5	C
1964 Jun.	Grant	3.0	3.0	C
	Foreign exchange (\$1.5 million)			
	Commodities to generate local currency (\$1.5 million)			
1964 Jun.	Line of credit ⁷	14.0	12.4	
	Machinery and equipment (\$0.3 million)			C
	Rice irrigation scheme (\$0.6 million)			C
	Commodities (\$1.1 million)			C
	Farm tools repair plant, Mbweni (\$0.3 million)			C
	State farm, Upenja (\$0.6 million)			C
	Shoe factory (\$0.2 million)			C
	Foreign exchange (\$2.8 million) ⁸			C
	Printing press (\$0.1 million)			C
	Stadium, Seblini (\$1.0 million)			C
	Hospital, Chake Chake, Pemba (\$0.2 million)			C
	Sugar cane planting and mill, Mahonda			UC
	Water development (\$0.1 million)			C
	Sawmill, Pemba			UC
	Cigarette factory, Mtoni			C
	Medical and agricultural training school			UC

Footnotes at end of table.

Table 19

Summary of Information on Communist Economic Credits and Grants to Less Developed Countries
in Africa, by Date Extended
1954-74
(Continued)

Recipient and Donor	Projects	Million Current US \$		Status ¹
		Extended	Drawn	
TANZANIA (Continued)				
PRC (Continued)				
1964 Jun	Line of credit	28.0	24.8	
	Cotton textile mill, Friendship (\$8.4 million)			C
	Experimental state farm, Ruvu (\$1.1 million)			C
	Farm implements factory, Ubongo (\$0.5 million)			C
	Radio transmitter, Dar-es-Salaam (\$0.6 million)			C
	Commodities			C
	Diplomatic radio station, Dar-es-Salaam (\$0.5 million)			C
	Dam, Ruvu River (\$14.0 million)			C
	Sports hostel, national stadium (\$0.3 million)			UC
	State farm, Mbarali			UC
	Vaccine factory (\$0.1 million)			C
	Well drilling (\$2.4 million)			
1964 Jul	Grant—Added to credit for radio transmitters	0.6	0.6	C
1964 Dec	Grant—Buses and tractors	0.2	0.2	C
1966	Credit—Joint shipping company	2.1	2.1	C
1966 Mar	Grant—Equipment for university	0.1	0.1	C
1966 Mar	Grant—Agricultural settlements	0.3	0.3	C
1966 Jun	Credit—Foreign exchange	5.6	5.6	C
1968	Survey—Agricultural assistance	0.2	0.1	UC
1969	Credit ⁷ —Added to 1964 credit	3.2		
1970 Jul	Credit—Tan-Zam railroad	200.6 ⁹	200.6	C
	Commodities and foreign exchange			C
1971 Aug	Credit for Zanzibar—Commodities	0.7	0.7	C
1973 Nov	Grant—Pharmaceutical plant, Dar es Salaam	0.4	0.2	UC
1974 Mar	Line of credit	75.0		
	Iron and coal deposit development			
	Tukuyu-Chunya			
	Rail link, Tukuyu-Chunya to Tan-zan			
	Expansion of friendship clothing plant, Dar es Salaam (\$1.0 million)			
	Total for PRC	334.5	251.2	
USSR				
1966 May	Line of credit	20.0	2.7	
	Mineral surveys (\$0.3 million)			S
	6 veterinary centers (\$0.3 million)			
	Poultry incubator			
	Fishing equipment (\$0.9 million)			
	Feasibility studies			UC
	Commodities (\$3.3 million)			UC
	Electric generators, Zanzibar			S
	Power station, Kiwira River			UC
	Cement plant, Mbeya			
	Cannery			
	Total for USSR	20.0	2.7	
	Estimated minimum total for TANZANIA	373.8	257.3	

Footnotes at end of table.

SECRET/NO FOREIGN DISSEM

Table 19

**Summary of Information on Communist Economic Credits and Grants to Less Developed Countries
in Africa, by Date Extended
1954-74
(Continued)**

Recipient and Donor	Projects	Million Current US \$		Status ¹
		Extended	Drawn	
TOGO				
PRC				
1972 Sep.	Line of credit	45.0	0.9	
	Rice projects			UC
	Sugar cane plantation			
	Sugar refinery			
	Agricultural machinery repair station, Lome			
	Political party center, Llama-Kara			
	Commodities			
	Total for PRC	45.0	0.9	
	Estimated minimum total for TOGO	45.0	0.9	
TUNISIA				
Bulgaria				
1963 Feb.	National sports center, Tunis	1.5 ²	1.5	C
1968 Apr.	Line of credit	26.7	15.2	
	Phosphate development (\$24.0 million)			S
	Geological studies (\$1.5 million)			UC
	Hotel, housing, and offices, Gafsa (\$1.2 million)			
	Commodities			
	Total for Bulgaria	28.2	16.7	
Czechoslovakia				
1961 Oct.	Line of credit	10.0	0.9	
	Tractors and buses (\$0.5 million)			C
	Textile machinery, Monastir (\$0.4 million)			C
	Total for Czechoslovakia	10.0	0.9	
East Germany				
1964 Apr.	10 fishing vessels	0.6	0.6	C
1967.	10 fishing vessels	1.0	1.0	C
1968.	Credit- Equipment for phosphate mine, Metlaoui	2.5		
	Total for East Germany	4.1	1.6	
Poland				
1960 Nov.	Line of credit	10.0 ²	5.0	
	Sugar beet refinery (\$1.9 million)			C
	Hardware factory (\$1.3 million)			C
	Textile machinery (\$1.1 million)			C
	Mining equipment			UC
	Mechanical center			S
	City planning (\$0.4 million)			UC
	Phosphate processing plant, Metlaoui			C
	Total for Poland	10.0	5.0	
PRC				
1972 Aug.	Line of credit	40.0	0.3	
	Commodities (\$14.0 million)			UC
	Canal, Cape Bon			S
	Road, Bega-Mainagid			S
	Rolling stock assembly plant			
	Total for PRC	40.0	0.3	

Footnotes at end of table.

SECRET/NO FOREIGN DISSEM

Table 19

Summary of Information on Communist Economic Credits and Grants to Less Developed Countries
in Africa, by Date Extended
1954-74
(Continued)

Recipient and Donor	Projects	Million Current US \$		
		Extended	Drawn	Status ¹
TUNISIA (Continued)				
Romania				
1968 Jul.....	Line of credit.....	22.0	2.5	
	Petroleum exploration			
	Phosphate mine development, Mrata (\$2.5 million)			C
	Railways			
	Total for Romania.....	22.0	2.5	
USSR				
1961 Aug.....	Line of credit.....	27.8	11.0	
	Water resources development (\$22.0 million)			
	Oued Kaseb dam (\$4.8 million)			C
	Lake Ichel Baprage			C
	National technical institute (\$1.6 million)			C
1964 Mar.....	Machine tools.....	0.2	0.2	C
1964 Dec.....	Commodities to generate local currency.....	5.5	5.5	C
1967.....	Credit—2 tugboats.....	0.6	0.6	C
	Total for USSR.....	34.1	17.3	
	Estimated minimum total for TUNISIA.....	148.4	44.3	
UGANDA				
PRC				
1965 May.....	Line of credit.....	12.0	1.7	
	Rice cultivation, Kibimba			UC
	National stadium, Kampala			
	Cotton knitting mill			
	2 ice plants			
	Tea factory			
1965 May.....	Grant.....	3.0	3.0	
	Commodities (\$1.5 million)			C
	Foreign exchange (\$1.5 million)			C
	Total for PRC.....	15.0	4.7	
USSR				
1964 Dec.....	Line of credit.....	15.6	11.9	
	Textile mill, Lira (\$7.8 million)			C
	Commodities (\$2.7 million)			UC
	Road construction equipment (\$1.1 million)			UC
	Veterinary supplies (\$0.4 million)			
	Agricultural mechanization school, Tororo (\$1.4 million)			C
	Medical school, Kampala			
	Total for USSR.....	15.6	11.9	
	Estimated minimum total for UGANDA.....	30.6	16.6	
UPPER VOLTA				
PRC				
1973 Jul.....	Grant—Foodgrains (5,000 metric tons).....	1.3 ⁴	1.3	C
1973 Dec.....	Line of credit.....	40.0 ⁴	0.5	
	Rice project, Kou Valley			UC
	Railroad, Ouagadougou-Tambao			
1974 Jun.....	Grant—Foodgrains (5,000 tons).....	1.5 ⁴	1.5	C
	Total for PRC.....	42.8	3.3	

Footnotes at end of table.

Table 19

Summary of Information on Communist Economic Credits and Grants to Less Developed Countries
in Africa, by Date Extended
1954-74
(Continued)

Recipient and Donor	Projects	Million Current US \$		
		Extended	Drawn	Status ¹
UPPER VOLTA (Continued)				
USSR				
1968.....	Credit.....	3.2		
1973 Sep.....	Grant—Rice (2,500 metric tons).....	0.9 ⁴	0.9	C
1974.....	Grant—Rice (5,500 tons).....	1.6 ⁴	1.6	C
	Total for USSR.....	5.7	2.5	
	Estimated minimum total for UPPER VOLTA.....	48.5	5.8	
ZAIRE				
PRC				
1973 Jan.....	Line of credit.....	100.0	0.4	
	Experimental farms			UC
	Sugar refinery			
	Agricultural hand tools factory, Kinshasa			
	Fruit cannery			
	Conference hall, Kinshasa			S
	Commodities			UC
	Total for PRC.....	100.0	0.4	
	Estimated minimum total for ZAIRE.....	100.0	0.4	
ZAMBIA				
PRC				
1967 Jun.....	Line of credit.....	16.8	16.8	
	Lusaka-Mongu road			C
	Commodities			C
1969 Dec.....	Grant—Radio transmitters.....	1.0	1.0	C
1970 Jul.....	Credit—Tan-Zam railroad.....	200.6 ⁹	167.7	UC
	Commodities			UC
	Training school, Mpika			UC
1973 May.....	Grant.....	10.0	1.0	
	Improvement of road transport			UC
1974 Feb.....	Line of credit.....	51.5		
	Road, Serenje-Samfya (\$17.0 million)			
	Technical and agricultural projects (\$34.5 million)			
	Total for PRC.....	279.9	186.5	
Romania				
1972 Mar.....	Line of credit.....	50.0		
	Agricultural projects, Mumbwa			
	Total for Romania.....	50.0		

Footnotes at end of table.

Sanitized - Approved For Release : CIA-RDP79S01091A000400030001-4
 SECRET/NO FOREIGN DISSEM

Table 19

**Summary of Information on Communist Economic Credits and Grants to Less Developed Countries
 in Africa, by Date Extended
 1954-74
 (Continued)**

Recipient and Donor	Projects	Million Current US \$		
		Extended	Drawn	Status ¹
ZAMBIA (Continued)				
USSR				
1967.....	Line of credit.....	5.6	2.4	
	Roadbuilding equipment, trucks (\$3.2 million)			
	Laboratory equipment for university (\$0.1 million)			
	Hydrological development			
	Hydroelectric power survey			C
1974 Nov.....	2 Yak-40 aircraft.....	3.4		
	Total for USSR.....	9.0	2.4	
	Estimated minimum total for ZAMBIA.....	338.9	188.9	

¹ Symbols used in Table 19 have the following meanings: S—under survey, UC—under construction or being implemented, CS—construction suspended, and C—completed.

² The amount extended reflects an adjustment for downpayments.

³ Soviet credits that have shorter repayment periods than most aid credits and are usually for the purchase of capital goods.

⁴ The amount extended is estimated.

⁵ The amount extended is not known.

⁶ A 1971 protocol to the June 1961 agreement turned \$0.9 million of the \$44.4 million project aid into a grant and \$1.3 million of the \$7.8 million commodity credit into a grant.

⁷ For Zanzibar only.

⁸ Includes \$2.2 million for state bank.

⁹ The agreement to extend credit for building the railroad was signed in September 1967, but the amount of the credit was not agreed to until July 1970 after surveys had been completed. Drawings on the credit are retroactive to 1968.

Table 20

Summary of Information on Communist Economic Credits and Grants to Less Developed Countries
in East Asia, by Date Extended
1954-74

Recipient and Donor	Projects	Million Current US \$		Status ¹
		Extended	Drawn	
BURMA				
Czechoslovakia				
1961 Mar.....	Grant - Educational and scientific apparatus...	0.1	0.1	C
1962 Jul.....	Agricultural equipment.....	1.4	1.4	C
1966 Jun.....	Credit - Tractor assembly plant.....	2.1		
1968.....	Credit - Tractors.....	1.0	1.0	C
	Total for Czechoslovakia.....	4.6	2.5	
East Germany				
1966 Jan.....	Line of credit.....	14.0	3.0	
	Printing plant, Wazi (\$2.8 million)			C
	Fertilizer plant			UC
	Total for East Germany.....	14.0	3.0	
Poland				
1965 Mar.....	Line of credit.....	10.0 ²		
	Total for Poland.....	10.0		
PRC				
1961 Jan.....	Line of credit.....	27.3 ³	27.3	
	Spinning and weaving mill, Meiktila (\$3.5 million)			CC
	Plywood factory, Swa			CC
	Sugar mill, Bilin (\$2.0 million)			C
	Paper mill, Sittang River			CC
	Bridge, Ta-Kaw (\$2.0 million)			CS
	Bridge, Kunlong (\$1.4 million)			C
	Feasibility studies for light industry			C
	Technical assistance for agriculture			C
	Commodities to generate local currency			C
	Funding of trade deficit (\$12.6 million)			C
1971 Oct.....	Line of credit.....	56.7 ³	2.8	
	Completion of bridge, Ta-Kaw			C
	Hydroelectric complex, Pyaungsho			S
	Cement plant, Bilin, Kyaukse			S
	Expansion of textile mill, Meiktila			UC
	Renovation of 2 textile plants, Rangoon			S
	Expansion of powerplant			
	Plant for soft rubber goods			
	Powerplant, Moulmein			
1971 Nov.....	Credit - Commodities.....	24.0	16.2	UC
	Total for PRC.....	108.0	46.3	
USSR				
1956 Apr.....	"Gift" projects.....	7.2	7.2	
	Technological institute, Rangoon			C
	Hotel, Rangoon			C
	Hospital, Taunggyi			C
1962 Aug.....	Dam and irrigation project, Kyetmauktaung...	3.9	3.9	C
1963 Mar.....	Agricultural equipment.....	2.6 ²	2.6	C
1969 Dec.....	Rehabilitation of the Mawehi mines.....	1.7	1.7	C
1973 Sep.....	Equipment for mining gypsum.....	1.0	1.0	
	Total for USSR.....	16.4	16.4	
	Estimated minimum total for BURMA.....	153.0	68.2	

Footnotes at end of table.

Sanitized - Approved For Release : CIA-RDP79S01091A000400030001-4
SECRET/NO FOREIGN DISSEM

Table 20

**Summary of Information on Communist Economic Credits and Grants to Less Developed Countries
in East Asia, by Date Extended
1954-74
(Continued)**

Recipient and Donor	Projects	Million Current US \$		Status ¹
		Extended	Drawn	
CAMBODIA				
Czechoslovakia				
1956 Jul.....	Grant—1,500-kw generator.....	0.4	0.4	C
1960 Jan-Jun.....	Grant—2,180-kw generators.....	0.1	0.1	C
1960 Nov.....	Grant—6 X-ray machines.....	0.1	0.1	C
1961 May.....	Line of credit.....	4.5 ²	4.5	
	Sugar refinery, Kompong Tram (\$0.9 million)			C
	Tire factory, Takhmau (\$2.0 million)			C
	Tractor assembly plant, Sihanoukville (\$0.1 million)			C
	Munitions factory, O Chral (\$1.3 million)			C
	Thermal electric plant, Phnom Penh			C
	Total for Czechoslovakia.....	5.1	5.1	
East Germany				
1969.....	Line of credit.....	11.9	0.4	
	Cement plant			
	Motor pumps (\$0.4 million)			C
	Total for East Germany.....	11.9	0.4	
Poland				
1956 Jul.....	Grant—Hospital equipment, Kompong Cham..	0.3	0.3	C
	Total for Poland.....	0.3	0.3	
PRC				
1956 Jun.....	Grant.....	22.9	22.9	
	Textile mill, Kompong Cham (\$3.7 million)			C
	Plywood factory, Dey Eth (\$2.3 million)			C
	Paper factory, Chhlong (\$4.8 million)			C
	Cement plant, Chakrey Ting (\$3.5 million)			C
	Public works and agricultural projects (\$8.6 million)			C
1960 Dec.....	Grant.....	26.5	26.5	
	Completion of cement plant, Chakrey Ting			C
	Completion of 3 factories begun under 1956 grant			C
	Expansion of textile mill, Kompong Cham			C
	Expansion of paper factory, Chhlong			C
	Textile mill, Battambang and glass factory, Stung Meanchey (\$14.3 million)			C
	Technical aid on Phnom Penh-Sihanoukville railroad (\$0.8 million)			C
1966 Apr.....	Line of credit.....	42.9	20.0	
	Expansion of textile mill, Kompong Cham (\$7.6 million)			C
	Hospital and medical school (\$0.6 million)			C
	Expansion of cement plant, Chakrey Ting (\$1.0 million)			UC
	Expansion of paper factory, Chhlong			C
	Expansion of airport, Siem Reap			C
	Commodities (\$14.3 million)			UC
	International sports palace (\$4.8 million)			
	Total for PRC.....	92.3	69.4	

Footnotes at end of table.

Table 20

Summary of Information on Communist Economic Credits and Grants to Less Developed Countries
in East Asia, by Date Extended
1954-74
(Continued)

Recipient and Donor	Projects	Million Current US \$		Status ¹
		Extended	Drawn	
CAMBODIA (Continued)				
USSR				
1957 May.....	Grant—Hospital, Phnom Penh.....	6.0	6.0	C
1960 Dec.....	Grant—Passenger helicopter (MI-4).....	0.2	0.2	C
1961 Jul.....	Grant—Technological institute.....	3.0	3.0	C
1963 Apr.....	Hydroelectric power development, Kamechay Gorge	12.2	3.0	CS
1966 Mar.....	Grant—Medical and laboratory materials and technicians	3.5	3.5	C
	Total for USSR.....	24.9	15.7	
	Estimated minimum total for CAMBODIA.....	134.5	90.9	
INDONESIA				
Bulgaria				
1961 May.....	Line of credit.....	5.0 ²	2.0	
	Citronella plant, Twangmangu (\$0.5 million)			C
	Electric motor plant, Jakarta (\$1.0 million)			C
	2 teakwood sawmills			
	Cooking oil plants (\$0.5 million)			C
	Total for Bulgaria.....	5.0	2.0	
Czechoslovakia				
1956 Apr.....	Line of credit.....	20.3 ²	20.3	
	Enamelware plant, Jakarta (\$0.4 million)			C
	Tire factory (Intirub), Tjililitan, West Java (\$1.2 million)			C
	Machinery for Brantas irrigation projects, East Java (\$0.6 million)			C
	Tractors and other agricultural machinery for North Sumatra and South Kalimantan (\$5.5 million)			C
	2,000 rail freight cars (\$6.5 million)			C
	Diesel generators (\$1.9 million)			C
	Hydroelectric plant (\$4.2 million)			C
1960 Jul.....	Line of credit.....	33.6 ²	19.0	
	Cement plant, Tonasa (\$6.5 million)			C
	Rail cars (\$9.6 million)			C
	Expansion of tire plant (Intirub), Tjililitan, West Java (\$0.7 million)			C
	Cane sugar mill, South Sulawesi (\$4.7 million)			CS
	Hydroelectric plant (\$0.5 million)			
	Diesel engine assembly plant (\$2.5 million)			CS
	Tire plant (\$2.5 million)			
	Training center (\$0.9 million)			
	Mineral development			
1963 Jun.....	Trucks.....	5.6	5.6	C
1965 Mar.....	Trucks.....	3.0	3.0	C
	Total for Czechoslovakia.....	62.5	47.9	

Footnotes at end of table.

Sanitized - Approved For Release : CIA-RDP79S01091A000400030001-4
 SECRET/NO FOREIGN DISSEM

Table 20

**Summary of Information on Communist Economic Credits and Grants to Less Developed Countries
 in East Asia, by Date Extended
 1954-74
 (Continued)**

Recipient and Donor	Projects	Million Current US \$		Status ¹
		Extended	Drawn	
INDONESIA (Continued)				
East Germany				
1955 Feb.	Sugar refinery, Jakarta	8.6	8.6	C
1964 Jan-Jun	Line of credit	60.0 ²	20.3	
	Spinning mill, Palembang (\$4.0 million)			C
	Coal mining equipment (\$0.3 million)			C
	Printing equipment (\$2.9 million)			UC
	Railroad equipment (\$11.9 million)			C
	Broadcasting center, Tiji-Manggis (\$6.3 million)			C
	Coal mine rehabilitation (\$10.0 million)			UC
	Trucks and buses (\$18.0 million)			C
	Equipment for Trans-Sumatran highway (\$2.6 million)			UC
	Cooking oil plants			C
	Planetarium (\$1.0 million)			C
	Total for East Germany	68.6	28.9	
Hungary				
1958 Oct.	Trucks and buses	0.9	0.9	C
1961 Sep.	Line of credit	22.4 ²	5.0	
	Seamless steel tube plant			
	Power equipment			
	Rail cars (\$11.0 million)			UC
	Dye plant			
	Insecticide plant			
	Oxygen plants, Semarang, Makassar, Medan (\$1.5 million)			C
	Electric bulb and fluorescent tube factory, Semarang (\$1.1 million)			C
	Slaughterhouse, Surabaya			
1961 Sep.	200 buses	1.6	1.6	C
1964 Aug.	250 trucks	1.1	1.1	C
	Total for Hungary	26.0	8.6	
Poland				
1958 Jun.	24 ships	39.2	39.2	C
1959 Feb.	4 shipyards—(1) Gresik, East Java; (2) Padang, Sumatra; (3) Makassar, Sulawesi; and (4) Amahai, Ceram	4.3 ²	3.0	UC
1961 Aug.	Line of credit	37.5	7.1	
	Coal mine rehabilitation, Ombilin, West Sumatra (\$10.0 million)			UC
	Power station, Ombilin			C
	Cement plant, North Sumatra (\$10.0 million)			S
	Reinforcing rod plant, Medan, North Sumatra (\$0.4 million)			
	Carbide plant (\$1.0 million)			CS
	Cast iron factory (\$0.4 million)			
	Rail car assembly plant, Jakarta			CS
	Coal derivatives plant			
	Sugar refinery, Tjot Girek, North Sumatra (\$6.5 million)			C
	Construction materials plant (\$2.0 million)			

Footnotes at end of table.

Table 20

Summary of Information on Communist Economic Credits and Grants to Less Developed Countries
 in East Asia, by Date Extended
 1954-74
 (Continued)

Recipient and Donor	Projects	Million Current US \$		
		Extended	Drawn	Status ¹
INDONESIA (Continued)				
Poland (Continued)				
1961 Oct	Cargo ship	4.0	4.0	C
1961 Dec.	Assembly and manufacture of airframes, Husein Sastranegara	2.5	2.5	C
	Total for Poland	87.5	55.8	
PRC				
1956 Nov.	Funding of trade deficit	16.2	16.2	C
1958 Apr.	Textiles and rice	10.9	10.9	C
1961 Oct.	Line of credit	2.1 ⁴	2.1	
	Spinning mill, Bandjaran (\$4.4 million)			CC
	Textile machinery, spare parts			CS
	Commodities to generate local currency for spinning projects			CS
1965 Jan.	Line of credit	10.0 ⁴	10.0	
	Foreign exchange (\$10.0 million)			C
1965 Sep.	Grant—Conefo building	8.0 ⁴	8.0	CC
	Total for PRC	47.2	47.2	
Romania				
1961 Jun.	Line of credit	42.5 ²	12.7	
	Petroleum development and refinery (\$29.8 million)			
	2,100 rail freight and tank cars (\$12.7 million)			C
	Total for Romania	42.5	12.7	
USSR				
1956 Sep.	Line of credit	90.0 ⁵	90.0	
	Ships (\$12.5 million)			C
	Textiles (\$1.0 million)			C
	Road construction, department of defense (\$12.0 million)			C
	Roadbuilding equipment, department of public works (\$12.0 million)			C
	Steel project, Tjilegon, West Java (\$36.0 million)			CS
	Superphosphate plant, Tjilatjap, Central Java (\$8.5 million)			CS
	Mechanized farm (\$1.3 million)			C
	Road construction, Kalimantan			
1959 Jun.	Sports stadium, Jakarta	12.5	12.5	C
1959 Jun.	Shipbuilding and oceanography school, Amboina, South Moluccas	2.6 ³	2.6	PC
1960 Feb.	Line of credit	4.0 ⁵	4.0	
	Survey for hydroelectric powerplant, Asahan, North Sumatra (\$2.6 million)			C
	Atomic energy projects			
	Gadjah Mada University (\$0.2 million)			C
	Research reactor, Serpong			PC
	Commodities			C
	Grant—Hospital, Jakarta	1.4	1.4	C

Footnotes at end of table.

Sanitized - Approved For Release : CIA-RDP79S01091A000400030001-4
SECRET/NO FOREIGN DISSEM

Table 20

Summary of Information on Communist Economic Credits and Grants to Less Developed Countries
in East Asia, by Date Extended
1954-74
(Continued)

Recipient and Donor	Projects	Million Current US \$		Status ¹
		Extended	Drawn	
INDONESIA (Continued)				
USSR (Continued)				
1965 Jun.....	Credit—Trucks.....	3.3	0.5	UC
	Total for USSR.....	113.8	111.0	
	Estimated minimum total for INDONESIA.....	453.1	314.1	
LAOS				
PRC				
1974 Oct.....	Credit.....	25.0 ⁶		
	Commodities (\$7.0 million)			
	Road construction, Luang Prabang (\$17.5 million)			
	Housing project, Luang Prabang			
	Total for PRC.....	25.0		
USSR				
1962.....	Grant.....	3.5 ⁶		
	150-200 bed hospital, Luang Prabang			
	50-kw radio transmitter			
	Dam and powerplant, Samneua			
1962 Oct.....	Grant.....	1.5 ⁶	1.5	C
	7 LI-2 aircraft			
	2 AN-2 aircraft			
	1 MI-4 helicopter			
	Total for USSR.....	5.0	1.5	
	Estimated minimum total for LAOS.....	30.0	1.5	

¹ Symbols used in Table 20 have the following meanings: S—under survey, UC—under construction or being implemented, C—completed construction, CS—construction suspended, PC—project canceled, CC—construction completed by less developed country or Western country.

² The amount extended reflects an adjustment for downpayments.

³ Credit of \$84.0 million extended in 1961 reduced to level of drawings to reflect Burmese takeover following expulsion of Chinese in 1968. The undrawn portion was re-extended in 1971.

⁴ Credit of \$30.0 million extended in 1961, the credit of \$50.0 million extended in Jan. 1965 and grant of \$16.0 million extended in Sep. 1965 are reduced to level of drawings at time of abortive coup in 1965 when Chinese were expelled and their work on projects canceled.

⁵ The 1956 credit and protocol of 1959 were reduced from \$100 million and \$5.6 million credits to amount drawn at the time the credits expired in 1964. The 1960 credit of \$210 million, reduced from the original \$350 million by transfer of \$40 million to the military account, also was reduced to reflect drawings at time credit expired in 1967.

⁶ Includes only aid extended after formation of the Laos coalition government under the Geneva accord of July 1962. Undelivered commitments of \$2.2 million grant and \$3.9 million credits extended by the USSR in 1962 have been deleted. A line of credit for \$4.0 million extended by China in 1962 but never drawn also has been deleted.

SECRET/NO FOREIGN DISSEM

Table 21
Summary of Information on Communist Economic Credits and Grants to Less Developed Countries
in Europe, by Date Extended
1954-74

Recipient and Donor	Projects	Million Current US \$		Status ¹
		Extended	Drawn	
MALTA				
PRC				
1972 Apr.....	Line of credit.....	45.0	6.1	
	Foreign exchange (\$4.6 million)			C
	Project aid			
	Drydock			S
	Chocolate factory			S
	Glass factory			S
	Textile complex			
	Carpet factory			
	Concrete products factory			
	2 handicraft centers			
	Shoe factory			
	Foundry			
	Total for PRC.....	45.0	6.1	
	Estimated minimum total for MALTA.....	45.0	6.1	

¹ Symbols used in Table 21 have the following meanings: S—under survey and C—completed.

SECRET/NO FOREIGN DISSEM

Table 22

Summary of Information on Communist Economic Credits and Grants to Less Developed Countries
in Latin America, by Date Extended
1954-74

Recipient and Donor	Projects	Million Current US \$		
		Extended	Drawn	Status ¹
ARGENTINA				
Czechoslovakia				
1959 Mar.....	Cement plant, San Luis province.....	2.4 ²	2.4	C
1974 Feb.....	Line of credit	3		
	Electric generating equipment			
	Ullum, San Jose			
	Los Reynos, Mendoza			
	Alicura, Neuquen			
	YPF, La Plata			
	Rio Turbios			
	Total for Czechoslovakia.....	2.4	2.4	
Hungary				
1974 May.....	Credit.....	20.0		
	Crane factory			
	Total for Hungary.....	20.0		
Poland				
1968 Sep.....	Construction materials.....	5.0		
1974 May.....	Line of credit.....	100.0		
	Rio Turbio coal development			
	Fisheries complex			
	Total for Poland.....	105.0		
Romania				
1965 Sep.....	Credit—Oil drilling equipment.....	3.0 ⁴	3.0	C
1974 Feb.....	Line of credit.....	100.0		
	Oil drilling equipment (\$42.0 million)			
	Total for Romania.....	103.0	3.0	
USSR				
1958 Oct.....	Trade credit ⁵	29.0 ⁶	29.0	
	Petroleum equipment (\$28.0 million)			C
	Road construction equipment (\$1.0 million)			C
1965 Sep.....	Equipment for oil industry.....	15.3	5.9	UC
1974 Feb.....	Line of credit.....	215.0 ^{7 1}		
	Hydroelectric turbines, Salto Grande (\$65.0 million)			
	Local cost coverage (\$10.0 million)			
	Transmission lines and substations			
	Turbines, Yaiyreti—Apipe project (\$140 million)			
	Total for USSR.....	259.3	34.9	
	Estimated minimum total for ARGENTINA.....	489.7	40.3	
BOLIVIA				
Bulgaria				
1971 Jun.....	Credit—Industrial equipment.....	12.0		
	Total for Bulgaria.....	12.0		
Czechoslovakia				
1971 Mar.....	Antimony smelter, Oruro.....	3.2 ²	3.1	UC
	Total for Czechoslovakia.....	3.2	3.1	
Hungary				
1970 Dec.....	Copper concentration plant and smelter.....	0.8 ²		
	Agricultural machinery			
1971 Feb.....	Credit—Machinery.....	10.0	0.1	
	Cement plant (\$6.0 million)			S
	Hospital equipment (\$1.4 million)			UC
	Total for Hungary.....	10.8	0.1	

Footnotes at end of table.

SECRET/NO FOREIGN DISSEM

Table 22

**Summary of Information on Communist Economic Credits and Grants to Less Developed Countries
in Latin America, by Date Extended
1954-74
(Continued)**

Recipient and Donor	Projects	Million Current US \$		
		Extended	Drawn	Status ¹
BOLIVIA (Continued)				
Poland				
1972 Nov.....	Credit - Survey for zinc smelter, Potosi.....	0.2	0.2	C
1973 Jul.....	Credit - Glass factory.....	4.5		
	Total for Poland.....	4.7	0.2	
USSR				
1970 Aug.....	Trade credit - Mining and metallurgical machinery ⁵	27.5	6.1	
	2 tin volatilization plants, Potosi and Marchamarea			S
	Geologic exploration			S
	Tin smelter equipment			S
	Zinc smelter			S
	Mining machinery (\$10.0 million)			UC
1971 Jun.....	Grant - Observatory.....	0.8	0.3	
1974 Dec.....	Credit - Mining machinery.....	1.2		
	Total for USSR.....	29.5	6.4	
	Estimated minimum total for BOLIVIA.....	60.2	9.8	
BRAZIL				
Czechoslovakia				
1959 Jan-Jun.....	Machinery and equipment for cement plant, Para State	1.5	1.5	C
1961 May.....	Line of credit.....	60.0 ²	12.5	
	Machinery (\$7.0 million)			C
	Powerplant, Promissao (\$10.0 million)			UC
	Powerplant, Belo Horizonte (\$11.0 million)			
	Powerplant, Jorge Lacerda			
	Total for Czechoslovakia.....	61.5	14.0	
East Germany				
1966 Jan-Jun.....	Credit - Equipment.....	2.1 ²	2.1	C
	Bulldozers (\$1.0 million)			
1967.....	Credit - University equipment.....	17.0 ²	17.0	C
	Total for East Germany.....	19.1	19.1	
Hungary				
1966.....	Credit - Equipment.....	40.0	10.0	
	Agricultural equipment (\$20.0 million)			
	University equipment (\$20.0 million)			UC
	Total for Hungary.....	40.0	10.0	
Poland				
1962 Nov.....	Line of credit.....	70.0	34.1	
	10 ships (\$40.0 million)			UC
	Rails for federal rail system (\$7.5 million)			C
	University equipment (\$10.0 million)			
	Total for Poland.....	70.0	34.1	
Romania				
1961 May.....	Credit - Machinery and equipment.....	50.0 ²	10.0	C
	Petroleum drilling equipment			UC
	Tractors			UC
	Total for Romania.....	50.0	10.0	
USSR				
1966.....	Shale oil pilot plant.....	5.0	5.0	C

Footnotes at end of table.

SECRET/NO FOREIGN DISSEM

Table 22

**Summary of Information on Communist Economic Credits and Grants to Less Developed Countries
in Latin America, by Date Extended
1954-74
(Continued)**

Recipient and Donor	Projects	Million Current US \$		Status ¹
		Extended	Drawn	
BRAZIL (Continued)				
USSR (Continued)				
1966 Aug.	Trade credit ⁴	85.0 ²	28.0	
	Steam turbines			UC
	University equipment (\$17.0 million)			C
	Cement plant (\$25.5 million)			
	Construction materials plant			S
	Total for USSR	90.0	33.0	
	Estimated minimum total for BRAZIL	330.6	120.2	
CHILE				
Bulgaria				
1971 Jun.	Line of credit	20.0	2.0	
	Poultry farms (\$4.0 million)			CS
	Onion dehydrating plant			CS
	Prefabricated housing plant			SS
	Ceramics factory			
	Essential oils factory (\$0.3 million)			SS
	Sulfuric acid plant			
	Superphosphate plant			
1972	Credit—Equipment	5.0		CS
	Total for Bulgaria	25.0	2.0	
Czechoslovakia				
1968 Apr.	Credit—Machinery and equipment	6.0 ²	2.7	UC
1973 Feb.	Credit	14.2 ²		
	Mining machinery (\$2.0 million)			CS
	Educational equipment			CS
1973 Feb.	Credit—Industrial goods	4.5 ²		
	Total for Czechoslovakia	24.7	2.7	
East Germany				
1972 Sep.	Line of credit	20.0	15.0	
	Medical equipment (\$6.5 million)			CS
	Tractors (\$4.0 million)			CS
	Educational equipment			CS
	Total for East Germany	20.0	15.0	
Hungary				
1971 Jun.	Credit—Machinery and equipment	5.0		
1971 Sep.	Credit	15.0		
	Copper mining			
	Pharmaceutical plant			
	Transport equipment			
	Educational equipment			
	Total for Hungary	20.0		
Poland				
1971 Nov.	Credit	25.0 ²		
	Metallurgy			
	Fisheries			
	Mining			
1971 Nov.	Credit—Machinery and equipment	10.0 ²		
	Total for Poland	35.0		
PRC				
1971 Jul.	Grant—Foreign exchange	2.0	2.0	C

Footnotes at end of table.

Table 22

**Summary of Information on Communist Economic Credits and Grants to Less Developed Countries
in Latin America, by Date Extended
1954-74
(Continued)**

Recipient and Donor	Projects	Million Current US \$		
		Extended	Drawn	Status ¹
CHILE (Continued)				
PRC (Continued)				
1972 Jul.....	Line of credit.....	63.0	15.0	
	Commodities (\$25.0 million)			UC
	Ball bearing plant (\$5.0 million)			
	Total for PRC.....	65.0	17.0	
Romania				
1971 Jul.....	Credit.....	20.0	13.2	
	Agricultural machinery (\$12.5 million)			C
	Jeeps			C
	Oil drilling equipment (\$5.0 million)			
	Total for Romania.....	20.0	13.2	
USSR				
1967 Jan.....	Credit—Machinery and equipment.....	13.5 ²	10.0	
	Tractors (\$10.0 million)			C
1967 Jan.....	Line of credit.....	42.0		
	Port development (\$10.0 million)			CS
	Lubricants plant (\$15.0 million)			SS
	Prefabricated housing plant (\$3.5 million)			
	Flour mill, Valparaiso (\$4.0 million)			SS
	Artificial insemination center (\$5.0 million)			
1971 Jul.....	Credit—Added to Jan 1967 credit for machinery and equipment	36.0 ²		
1971 Sep.....	Grant—Prefabricated housing plant.....	2.5	2.5	C
1972 Jul.....	Credit—Added to Jul 1971 credit.....	54.0 ²		
	Thermal powerplant, Tecopilla			
	Cement plant			
	Repair plant, agricultural machinery			
1972 Jul.....	Credit—Added to Jan 1967 credit.....	60.0		
1972 Dec.....	Credit—Commodities.....	30.0	3.0	CS
	Total for USSR.....	238.0	15.5	
	Estimated minimum total for CHILE.....	447.7	65.4	
COLOMBIA				
Bulgaria				
1971 Jun.....	Credit.....	5.0		
	Total for Bulgaria.....	5.0		
Czechoslovakia				
1971.....	Credit.....	6.0		
	Total for Czechoslovakia.....	6.0		
East Germany				
1968 Jan.....	Credit—University equipment.....	5.0	0.2	UC
	Total for East Germany.....	5.0	0.2	
USSR				
1968 Sep.....	Credit—98 trolley buses.....	2.5	2.5	C
1974.....	Credit—200 trolley buses.....	6.0		
	Total for USSR.....	8.5	2.5	
	Estimated minimum total for COLOMBIA.....	24.5	2.7	
COSTA RICA				
USSR				
1971 Oct.....	Credit—Trolley buses, San Jose (\$10.0 million).....	15.0		
	Total for USSR.....	15.0		
	Estimated minimum total for COSTA RICA.....	15.0		

Footnotes at end of table.

SECRET/NO FOREIGN DISSEM

Table 22

**Summary of Information on Communist Economic Credits and Grants to Less Developed Countries
in Latin America, by Date Extended
1954-74
(Continued)**

Recipient and Donor	Projects	Million Current US \$		
		Extended	Drawn	Status ¹
ECUADOR				
Czechoslovakia				
1967 Jan-Jun.....	Credit.....	5.0	3.3	
	Pumps (\$1.0 million)			C
	Agricultural equipment			C
	Tractors (\$1.8 million)			
1971 Jun.....	Credit—Tractors.....	5.0	0.6	UC
	Total for Czechoslovakia.....	10.0	3.9	
Poland				
1969 Jan.....	Equipment for electrification.....	5.0	2.9	
	Total for Poland.....	5.0	2.9	
USSR				
1971 Oct.....	Trade credit—Jeeps ⁵	0.4 ²	0.4	C
	Total for USSR.....	0.4	0.4	
	Estimated minimum total for ECUADOR.....	15.4	7.2	
GUYANA				
East Germany				
1974 Mar.....	Line of credit.....	10.0		
	Ruebran oil extraction plant			
	Total for East Germany.....	10.0		
PRC				
1972 Apr.....	Line of credit.....	26.0	0.6	
	Glass factory			
	Textile mill			S
	Brick and tile factory			S
	Total for PRC.....	26.0	0.6	
	Estimated minimum total for GUYANA.....	36.0	0.6	
PERU				
Bulgaria				
1971 Jun.....	Credit.....	10.0		
	Antibiotics plant			
	Fish processing machinery			
	Essential oils plant			
1971.....	Credit.....	3.0	0.2	UC
	Slaughterhouses (\$0.8 million)			
	Total for Bulgaria.....	13.0	0.2	
Czechoslovakia				
1969 Jun.....	Credit—Capital goods.....	6.0	1.5	
	Equipment for powerplants, Iquitos and Pucallpa (\$5.5 million)			
	Agricultural equipment			UC
1971 Aug.....	Credit—27 diesel generators.....	35.2	6.0	UC
	Total for Czechoslovakia.....	41.2	7.5	
Hungary				
1972 Nov.....	Line of credit.....	38.0 ²	3.0	
	Educational laboratories (\$23.8 million)			UC
	Hydroelectric power equipment (\$9.5 million)			
	Total for Hungary.....	38.0 ²	3.0	
Poland				
1970 Mar.....	Credit—Machinery and equipment.....	10.0		
	Coal complex studies			UC
1972 Oct.....	Credit—Machinery and equipment.....	40.0		

Footnotes at end of table.

SECRET/NO FOREIGN DISSEM

Table 22

Summary of Information on Communist Economic Credits and Grants to Less Developed Countries
 in Latin America, by Date Extended
 1954-74
 (Continued)

Recipient and Donor	Projects	Million Current US \$		Status ¹
		Extended	Drawn	
PERU (Continued)				
Poland (Continued)				
1972 Oct.	Credit—Fishing port, Tacna	8.0		
1972 Oct.	Credit—Joint enterprises	20.0		
	Polperu timber complex (\$7.0 million)			
	Total for Poland	78.0		
PRC				
1971 Nov.	Credit	42.0	1.5	UC
	Commodities (\$7.8 million)			
	Chimbote irrigation project			
	Total for PRC	42.0	1.5	
Romania				
1973 Sep.	Line of credit	25.0	1.0	
	Railroad rolling stock (\$8.4 million)			
	Total for Romania	25.0	1.0	
USSR				
1970 Aug.	Line of credit	25.5 ²	4.9	UC
	Fishing port, Paita (\$2.5 million)			S
	Preliminary work on Olmos irrigation project (\$5.1 million)			
	Helicopters (\$7.6 million)			
	Hydroelectric resource survey			UC
	Oil storage tanks (\$9.5 million)			
	Total for USSR	25.5	4.9	
	Estimated minimum total for PERU	262.7	18.1	
URUGUAY				
Bulgaria				
1969 May	Credit—Food processing plant	0.4	0.1	UC
1971 May	Credit—Machinery and equipment	5.0 ²		
	Total for Bulgaria	5.4	0.1	
Czechoslovakia				
1970 Mar.	Credit	5.0		
	Total for Czechoslovakia	5.0		
East Germany				
1966	Credit—Sugar refinery, Mercedes	6.0	6.0	C
	Total for East Germany	6.0	6.0	
Hungary				
1970	Credit	9.1 ²		
	Railroad equipment			
	Railroad tie factory			
	Total for Hungary	9.1		
USSR				
1969 Feb.	Trade credit ⁵	20.0 ²	3.5	
	Oil storage tanks			
	Ships			
	Electrical equipment			
	Communications equipment			
	Total for USSR	20.0	3.5	
	Estimated minimum total for URUGUAY	45.5	9.6	

Footnotes at end of table.

SECRET/NO FOREIGN DISSEM

Table 23

Summary of Information on Communist Economic Credits and Grants to Less Developed Countries
in the Near East and South Asia, by Date Extended
1954-74
(Continued)

Recipient and Donor	Projects	Million Current US \$		
		Extended	Drawn	Status
AFGHANISTAN (Continued)				
USSR (Continued)				
	Darunta-Nangarhar irrigation project, Jalalabad (\$17.7 million) ⁴			C
	Salang Pass road (\$19.6 million) ⁴			C
	Bagram airfield (\$13.9 million)			C
	Kabul airfield (\$8.6 million)			C
	Jungalot workshop complex (\$2.2 million)			C
	Consumer goods (\$8.0 million)			C
	Sher Khan port (\$1.4 million)			C
	Alchin bridge (\$0.3 million)			C
	Naghlu-Kabul power line (\$5.6 million)			C
1957 Jul.....	Petroleum exploration and aerial survey.....	15.0	15.0	C
1959 Jan.....	Grant—Wheat (40,000 metric tons).....	2.8	2.8	C
1959 May.....	Grant.....	129.0	129.0	C
	Kushka-Herat-Kandahar road (\$119.0 million)			C
	Shindand airfield (\$10.0 million)			C
1960 Mar.....	Grant—Wheat (50,000 metric tons).....	3.5	3.5	C
1961 Oct.....	Line of credit for second five-year plan.....	110.9	109.9	C
	Petroleum and gas exploration and exploitation			C
	Pipeline, Shibarghan-Mazar-i-Sharif (\$7.3 million)			C
	Pul-i-Khumri-Shibarghan road (\$26.0 million)			C
	Doshi-Sher Khan road (\$12.0 million)			C
	Delinquent payments, technicians, Kushka-Herat-Kandahar (\$1.1 million)			C
	3 bridges, Nangarhar province (\$4.9 million)			C
	Project maintenance, roads and Darunta project			UC
	2 flour mills, 2 grain silos, and storage buildings, Kabul (\$2.4 million)			C
	Commodities (\$6.0 million)			C
	Pul-i-Khumri-Kunduz power lines (\$1.1 million)			C
1961 Oct.....	Line of credit for second five-year plan.....	70.9	54.9	
	2 farms (Darunta-Nangarhar irrigation project, Jalalabad) (\$13.3 million)			C
	Chemical fertilizer plant, Mazar-i-Sharif (\$11.3 million)			C
	Design for iron foundry and electric plant (\$2.2 million)			C
	Gas electric plant, Mazar-i-Sharif (\$6.7 million)			C
	Technical assistance, Darunta			C
	Irrigation project, Kokcha River, Northern Afghanistan (\$17.0 million)			S
	Sher Khan port mechanization			C

Footnotes at end of table.

SECRET/NO FOREIGN DISSEM

Table 23

Summary of Information on Communist Economic Credits and Grants to Less Developed Countries
in the Near East and South Asia, by Date Extended
1954-74
(Continued)

Recipient and Donor	Projects	Million Current US \$		
		Extended	Drawn	Status ¹
AFGHANISTAN (Continued)				
USSR (Continued)				
	Kabul Jabal-us-Siraj road, asphaltting (\$2.6 million)			C
	Kabul motion picture studio			
	Transport equipment (\$0.4 million)			C
	Sardah dam and irrigation (\$3.0 million)			C
	Feasibility study for steel mill (\$0.1 million)			
	Technical shops, Herat (\$0.1 million)			
1962 Jan.	Commodity credit	12.0	12.0	C
1962 Jan.	Grant—Hydrometeorology	1.0	1.0	C
1962 Apr.	Grant—Prefabricated housing plant	2.9	2.9	C
1962 May	Credit added to January 1956 credit	20.0	20.0	C
1963 Feb.	Motor vehicles and machinery	4.0	4.0	C
1963 Mar.	Credit—Wheat (25,000 metric tons)	1.5	1.5	C
	Credit—Bagram airport improvements	3.9	3.9	C
1963 Jul.	Commodity credit	3.0	3.0	C
1963 Sep.	Nuclear research reactor	0.2	0.2	C
1963 Oct.	Credit	38.9	37.9	C
	Natural gas exploitation			C
	Pipeline, Shibarghan-Dushanbe			C
1964 Nov.	Credit—Prefabricated housing plant, Kabul	11.1	10.1	
	Stage I			C
	Stage II			UC
1965 Jan.	Commodity credit	11.1	11.1	C
1965 Jul.	Credit—Tractors	3.0	3.0	C
1966 Jul.	Credit—Irrigation, Sardeh dam	10.3	8.6	UC
1966 Jul.	Grant—Torghundi railroad and transit center	0.9	0.9	C
1967 Aug.	Trade credit ² —Agricultural equipment	5.0	5.0	C
1968 Feb.	Credit added to 1961 credit for second five-year plan	15.6	9.5	
	Irrigation network, Sardeh dam (\$6.7 million)			UC
	Housing at chemical fertilizer plant, Mazar-i-Sharif			C
	Military airport, Bagram			UC
	Model farms, Ghazibad and Hadah (\$5.6 million)			UC
1968 Feb.	Credit for third five-year plan	72.2	15.0	
	Prospecting and drilling for oil and gas in north (\$15.0 million)			UC
	Exploration and geological survey (\$5.0 million)			UC
	Substation and transmission lines, Kabul			UC
	Transmission lines, Mazar-i-Sharif (\$1.3 million)			C
	Highway survey and construction			UC
	Shibarghan-Herat			
	Kundug-Faig-Kasim			UC
	Darunta-Nangarhar project land preparation (\$3.2 million)			
	Expansion of Mazar-i-Sharif gas, electric, and fertilizer plants (\$6.9 million)			C

Footnotes at end of table.

SECRET/NO FOREIGN DISSEM

Sanitized - Approved For Release : CIA-RDP79S01091A000400030001-4
SECRET/NO FOREIGN DISSEM

Table 23

**Summary of Information on Communist Economic Credits and Grants to Less Developed Countries
in the Near East and South Asia, by Date Extended
1954-74
(Continued)**

Recipient and Donor	Projects	Million Current US \$		
		Extended	Drawn	Status ¹
AFGHANISTAN (Continued)				
USSR (Continued)				
1968 Feb.....	Credit—Consumer goods.....	18.9	18.9	C
1968 Feb.....	Trade credit ²	20.0	5.0	
	Equipment for natural gas extraction and transportation, Shibarghan (\$1.7 million)			UC
	Petroleum storage depots (Kabul, Mazar-i-Sharif, Bagram)			S
1970 Jun.....	Grant—3 veterinary laboratories.....	6		
1970 Oct.....	Credit—Aircraft and airstrips.....	2.8	1.4	UC
1971 Feb.....	Grant—Road, Mazar-i-Sharif-Tashgozar.....	5.0	2.5	
1971 Feb.....	Grant—6 meteorological laboratories and 25 radar units	0.4		
1972 Aug.....	Line of credit for fourth five-year plan.....	96.8	0.5	
	Petroleum refinery			
	Oil extraction and piping to Angot depots			
	Expansion of Naghlu powerplant and dam			C
	Expansion of Mazar-i-Sharif thermal powerplant			C
	Transmission lines, Khwaya-Gogardak-Shibarghan			
	Reconstruction of Archi and Nauabad canals			
	Rehabilitation of prefabricated housing project, Kabul			
	Bridge survey, Amu River			
	Telephone line, Mazar-i-Sharif-Hairatan			
	Flour mill, Pul-i-Khumri			
	Irrigation survey, Balkh			
1972 Aug.....	Credit—commodities.....	24.2	6.5	
1973.....	Grant.....	14.2	14.2	
	Technical institute—petroleum and mining, Mazar-i-Sharif (\$4.1 million)			C
	Polytechnic school, Kubul (\$6.2 million)			C
	Technical institute, Jangala (\$3.9 million)			
	Total for USSR.....	836.8	619.5	
	Estimated minimum total for AFGHANISTAN.....	950.3	657.1	
BANGLADESH				
Bulgaria				
1973 Mar.....	Line of credit.....	9.6		
	5 cold storage units (\$0.4 million)			
	Fish processing plants (\$0.1 million)			
	5 flour mills (\$0.3 million)			
	Tobacco processing plant (\$1.3 million)			
	Repair workshop (\$0.1 million)			
	Railroad ties plant (\$1.2 million)			
	2 fruit and vegetable processing plants (\$0.9 million)			
	3 ice plants			
1974.....	Grant—Commodities.....	0.5	0.5	C
	Chemicals			
	Pig iron			

Footnotes at end of table.

Table 23

Summary of Information on Communist Economic Credits and Grants to Less Developed Countries
 in the Near East and South Asia, by Date Extended
 1954-74
 (Continued)

Recipient and Donor	Projects	Million Current US \$		
		Extended	Drawn	Status ¹
BANGLADESH (Continued)				
Bulgaria (Continued)				
	Pharmaceuticals			
	Total for Bulgaria.....	10.1	0.5	
Czechoslovakia				
1964 Oct.....	Line of credit.....	25.0 ⁷	11.2	C
	Powerplant, Khulna			UC
	Powerplant, Chittagong	25.0	0.5	
1972 Oct.....	Line of credit.....			
	2 tanneries (\$1.3 million)			UC
	100 mw Khulna expansion (\$16.9 million)			UC
	Small industries (\$2.6 million)			UC
	Radio equipment (\$1.3 million)	50.0	11.7	
	Total for Czechoslovakia.....			
East Germany				
1974 Dec.....	Line of credit.....	25.0		
	Calcium soda plant			
	Typewriter factory			
	Agricultural machinery workshop			
	Rice mill			
	Total for East Germany.....	25.0		
Poland				
1964 Dec.....	Credit Sawmill, Kaptai.....	1.2 ⁷	1.2	C
1973 Mar.....	Credit Capital goods and complete plants	12.0	0.5	
	Electrification, Tongi powerplant (\$5.2 million)			
	Wood processing plants			
	Textile plants (\$4.1 million)			
	Total for Poland.....	13.2	1.7	
PRC				
1964 Oct.....	Credit.....	10.0 ⁷	10.0	C
	Commodities			C
	Ordnance factory, Dacca			C
1968 Dec.....	Credit--Commodities.....	1.0 ⁷	1.0	C
	Total for PRC.....	11.0	11.0	
Romania				
1970 Aug.....	Credit--Railway equipment.....	10.4 ⁷	10.4	C
1974 Aug.....	Line of credit.....	50.0	0.5	
	Petrochemical complex			
	Cotton spinning mill (\$2.7 million)			UC
	Total for Romania.....	60.4	10.9	
USSR				
1961 Mar.....	Credit ⁵ --Petroleum exploration.....	4.0 ⁷	4.0	C
1965 Apr.....	Line of credit.....	30.0 ⁷	22.1	
	Thermal powerplant, Ghorosal			UC
	Tractors			C
	Textile machinery			C
	Jute looms			C
1965 Nov.....	Credit.....	4.3 ⁷	4.3	
	Logging equipment			C
	Equipment for airport, Dacca			C

Footnotes at end of table.

Table 23

Summary of Information on Communist Economic Credits and Grants to Less Developed Countries
 in the Near East and South Asia, by Date Extended
 1954-74
 (Continued)

Recipient and Donor	Projects	Million Current US \$		
		Extended	Drawn	Status ¹
BANGLADESH (Continued)				
USSR (Continued)				
1966 Sep.....	Credit.....	7.0 ⁷	4.3	
	Electrical equipment plant, Chittagong			UC
	Commodities			
1966 Sep.....	Credit.....	18.0 ⁷	2.9	
	Highway/railway bridge			
	Radio transmitters (\$2.4 million)			C
	Tractors			UC
1969 Jan.....	Credit—Petroleum exploration.....	12.2 ⁷	8.4	UC
1972 Mar.....	Credit—Commodities.....	6.0	4.7	UC
1972 Mar.....	Grant.....	44.0 ³	35.5	
	Rice (30,000 metric tons)			C
	Edible oils (5,000 metric tons)			C
	3 coasters			C
	10 fishing trawlers			C
	Salvage operations			C
	Fisheries assistance			C
	AN-24 RV aircraft			UC
	5 MI-8 helicopters			C
1972 Mar.....	Credit.....	6.0 ³	6.0	
	4 MI-8 helicopters			C
	2 AN-26 aircraft			C
	Spare parts			C
1972 Dec.....	Line of credit.....	47.5 ²	4.5	
	Agricultural machinery			
	Roadbuilding equipment			
	Shipbuilding equipment			
	4 MI-8 helicopters			
	Trucks and jeeps for police			
	Steel mill expansion			
1973 Sep.....	Credit—Wheat (200,000 tons).....	35.0 ³	35.0	C
1974 Oct.....	Credit.....	27.6	17.5	
	Foreign exchange (\$13.5 million)			C
	Commodities (\$14.1 million)			UC
	Total for USSR.....	241.6	149.2	
	Estimated minimum total for BANGLADESH.....	411.3	185.0	
EGYPT				
Bulgaria				
1965 Oct.....	Food processing equipment.....	12.0 ²	1.4	UC
	3 cold storage plants			
	Expansion of canneries, Idfina and Qaha			UC
	Canning plant, Al Badrashayn			UC
	Vegetable dehydration plant			
	Winery			UC
	3 slaughterhouses, Aswan, Al Fayyum, Al Sharqiyah			
1965 Oct.....	Line of credit.....	25.0 ²	5.9	UC
	Agricultural projects			
	4 poultry farms			UC

Footnotes at end of table.

Table 23

Summary of Information on Communist Economic Credits and Grants to Less Developed Countries
 in the Near East and South Asia, by Date Extended
 1954-74
 (Continued)

Recipient and Donor	Projects	Million Current US \$		
		Extended	Drawn	Status ¹
EGYPT (Continued)				
Bulgaria (Continued)				
	Fodder plants			
	Tractor repair station			
	Electric motor plant			
	Household appliances plant			
	Rural electrification			
	Chemical plant			
	Concrete pipes plant			
	Furniture plant			
	Cotton mill, Al Zaqaziq			
	Textile mill			
	Expansion of iron ingot and silicon plant, Idfu			
	Agricultural machinery			UC
1967 Jul.....	Grant - Hospital.....	0.1	0.1	C
	Total for Bulgaria.....	37.1	7.4	
Czechoslovakia				
1955 Dec.....	Ceramics factory, Cairo.....	1.2	1.2	C
1956 Mar.....	Cement plant, Hulwan.....	1.8	1.8	C
1957 May.....	Bicycle factory.....	0.8	0.8	C
1957 Jul-Dec.....	Sugar refinery, Armant.....	5.7	5.7	C
1957 Jul-Dec.....	Sugar refinery, Kawm Umbu.....	1.4	1.4	C
1961 Jun.....	Expansion of Talkha power station.....	10.0	10.0	C
1962 Mar.....	Line of credit.....	56.0 ²	36.9	
	Trolley buses (\$1.4 million)			C
	Railroad bridges			C
	Turbines for Siqif thermal power station (\$6.9 million)			C
	Equipment for Cairo tannery (\$3.5 million)			C
	Equipment for motorcycle assembly plants			C
	Power station, Kafr Ad-Dawwar (\$19.0 mil- lion)			UC
	Sugar mills			
	Baraina			C
	Dishna			C
1965 Mar.....	Credit added to March 1962 credit.....	5.6 ²	5.6	
	3 tanneries			C
	Powerplant, Beida (\$1.5 million)			C
	Nitric acid plant (\$1.1 million)			C
1965 Apr.....	Line of credit—Second plan.....	70.0 ²	32.7	
	Water filtration plants (\$7.8 million)			UC
	Crude oil distillation plant, Mex			C
	Crude oil topping plant, Mostorod			C
	Agricultural machinery (\$10.0 million)			UC
	12 flour mills (\$4.5 million)			UC
	Grain silos (\$2.5 million)			
	10 drainage stations (\$4.2 million)			UC
	Expansion of refinery, Alexandria			C
	Petrochemical plant, Alexandria			S
	Metal foundry, Cairo (\$3.4 million)			UC

Footnotes at end of table.

Table 23

**Summary of Information on Communist Economic Credits and Grants to Less Developed Countries
in the Near East and South Asia, by Date Extended
1954-74
(Continued)**

Recipient and Donor	Projects	Million Current US \$		
		Extended	Drawn	Status ¹
EGYPT (Continued)				
Czechoslovakia (Continued)				
1973 Aug.....	Line of credit.....	96.0		
	Agriculture			
	Transportation			
	Expansion sugar mill, Dishna (\$9.0 million)			
	Converter substation			
	Broadcast equipment			
	Cast iron foundry			
	Drinking water plant			
	Oil machinery and equipment			
	Machinery and equipment for chemical plants			
	Total for Czechoslovakia.....	248.5	96.1	
East Germany				
1955 Jan-Jun.....	Electrification projects, Nile delta.....	2.9	2.9	C
1956 Jan-Jun.....	Electrification projects, Nile delta.....	3.3	3.3	C
1958 Aug.....	Line of credit.....	21.5	21.5	
	Factory for producing nongalvanized poles for power lines (\$0.6 million)			C
	Factory for galvanization of poles for power lines (\$1.1 million)			C
	Refrigerated storehouses (\$3.0 million)			C
	2 textile dyeing and finishing plants (\$4.4 million)			C
	Wool spinning mill, Port Said (\$1.3 million)			C
	Cotton weaving mill (\$1.6 million)			C
	Modernization of Misr film studio (\$2.6 million)			C
	Hardboard plant, Dessouk (\$3.2 million)			C
	3 fireboats (\$0.6 million)			C
	Plants to manufacture parts (\$3.1 million)			C
1958 Nov.....	Spinning mill equipment, Shebin El Kom.....	5.7	5.7	C
1961 Mar.....	Equipment and machinery for municipal projects	0.6	0.6	C
1963 Dec.....	Expansion of cement plant, Alexandria.....	1.5 ²	1.5	C
1965 Mar.....	Line of credit.....	70.0	28.6	
	Military plant, Hulwan (\$2.1 million)			C
	Textile plants (\$13.4 million)			
	Shebin El Kom			C
	El Minya			
	El Mahalla Al Kubra			C
	Suhaj (\$4.6 million)			
	Asyut (\$4.6 million)			
	Expansion of steel rolling mill (\$1.5 million)			UC
	Agricultural machinery (\$5.9 million)			UC
	Factory for prefabricated houses, Hulwan (\$3.0 million)			
	Wharves, Alexandria			
	12 rice mills (\$6.9 million)			C
	Slaughterhouse equipment			UC

Footnotes at end of table.

Table 23

Summary of Information on Communist Economic Credits and Grants to Less Developed Countries
in the Near East and South Asia, by Date Extended
1954-74
(Continued)

Recipient and Donor	Projects	Million Current US \$		
		Extended	Drawn	Status ¹
EGYPT (Continued)				
East Germany (Continued)				
	Research laboratories			UC
	Transformer stations (\$2.0 million)			UC
	8 flour mills (\$7.0 million)			C
	Aluminum foil plant, Alexandria (\$1.2 million)			C
	Water filtration equipment			C
	Polyethylene plant, Alexandria			S
	Rural electrification (\$25.0 million)			
1965 Mar.....	Credit Commodities.....	30.8	6.5	UC
	Total for East Germany.....	136.3	70.6	
Hungary				
1960 Dec.....	Line of credit.....	16.8 ²	14.5	
	Slaughterhouses			UC
	Suez			
	6 flour mills (\$3.3 million)			UC
	Railroad diesel equipment (\$11.5 million)			C
1961 Jan-Jun.....	Rail cars.....	6.7	6.7	C
1962 Oct.....	Credit added to Dec 1960 credit.....	11.2 ²	9.3	
	Pumping stations (\$2.8 million)			UC
	Ships (\$4.8 million)			UC
	Barges (\$2.8 million)			C
1966 Feb.....	Credit Machinery and equipment.....	42.0	1.5	
	Glass factory			
	Port improvement, Alexandria			
	Pump factory			
	Light bulb factory			C
	Hospital equipment			
1971 Jan.....	Credit added to Feb 1966 credit.....	11.5	4.6	
	Rail cars (\$4.6 million)			UC
	Protein factory			
	Total for Hungary.....	88.2	36.6	
Poland				
1962 Jul.....	Textile dye plant, Kafr Ad Dawwar.....	7.2	7.2	C
1964 Dec.....	Line of credit.....	40.0	22.4	
	7 brick factories			UC
	2 concrete block plants (\$2.0 million)			UC
	Electrical transformer substations (\$4.5 million)			UC
	2 cast iron foundries (\$2.5 million)			UC
	Glass plant			S
	Consumer goods (\$5.0 million)			UC
	Capital goods (\$5.0 million)			
	1,500 looms (\$2.4 million)			UC
	Tractors and tractor assembly plant			UC
1964 Dec.....	Phosphate mining and concentrating equipment.....	30.0	8.5	UC
	Exploitation of Kosseir phosphate			
	Exploitation of gypsum and kaolin deposits			
	Total for Poland.....	77.2	38.1	

Footnotes at end of table.

Table 23

Summary of Information on Communist Economic Credits and Grants to Less Developed Countries
 in the Near East and South Asia, by Date Extended
 1954-74
 (Continued)

Recipient and Donor	Projects	Million Current US \$		
		Extended	Drawn	Status ¹
EGYPT (Continued)				
PRC				
1956 Jul-Dec	Grant—Foreign exchange	4.7	4.7	C
1964 Dec	Line of credit	80.0	12.1	
	8 textile mills (\$47.2 million)			
	Paper mills			
	Sugar refinery equipment			
	Raw materials and tools			UC
	Expansion of Red Sea phosphate mines (\$10.0 million)			
	9 sandbrick plants			S
	Concrete reinforcing iron mill			
	Nail factory			
1967 Jun	Grant—Foreign exchange	10.0	10.0	C
1967 Jun	Grant—Wheat (150,000 metric tons)	11.0	11.0	C
1973 Oct	Grant—Foreign exchange	10.0	10.0	C
1973 Oct	Grant—Wheat (100,000 metric tons)	18.0	18.0	UC
	Total for PRC	133.7	65.8	
Romania				
1964 Sep	Line of credit	40.0	27.0	
	Sodium products plant, Alexandria (\$18.4 million)			C
	2 cement plants			
	Suez			S
	Asyut			S
	Phosphate mining equipment			UC
	Hamrawein phosphate deposits			
	40 barges (\$6.5 million)			UC
	Oil drilling equipment			UC
1967 Aug	Commodity loan	12.5	12.5	C
1971 Dec	Line of credit	100.0	0.2	
	Petroleum development			
	Petrochemical complex			
	Chemical plants			S
	Cement plant			
	Glass plant			
	Copper ore studies			S
	Mining equipment			
1971 Dec	Trade credit	30.0	16.6	
	Auto equipment			UC
	Tractor supplies			UC
	Diesel locomotives			
	Roadbuilding equipment			
	Agricultural equipment			
	Total for Romania	182.5	56.3	
USSR				
1957 Jul	Oil drilling equipment	8.6	8.6	C
1958 Jan	Line of credit for economic development	175.0	175.0	
	Geological research and mining			

Footnotes at end of table.

Table 23

Summary of Information on Communist Economic Credits and Grants to Less Developed Countries
in the Near East and South Asia, by Date Extended

1954-74

(Continued)

Recipient and Donor	Projects	Million Current US \$		Status ¹
		Extended	Drawn	
EGYPT (Continued)				
USSR (Continued)				
	3 airfields in mining areas (\$0.4 million)			C
	Central mineral research laboratory (\$0.8 million)			C
	Laboratory for testing ore samples (\$0.1 million)			C
	20 chemical field laboratories (\$0.3 million)			C
	Geological research and survey (\$2.0 million)			C
	14 core drilling machines (\$0.5 million)			C
	Geophysical work (\$0.6 million)			C
	Research on dressing of black sands, iron ore, and manganese ore (\$0.1 million)			C
	Organization of ilmenite production (\$0.2 million)			C
	Manganese ore production in Elba fields (\$0.1 million)			C
	Phosphate enterprises (\$0.2 million)			C
	Concentration and dressing of rock phosphate (\$0.1 million)			C
	Geological survey for lead and zinc deposits (\$0.2 million)			C
	Development of Baharia iron ore mines			C
	2 plants for separation of rare earths (\$0.8 million)			C
	2 radio stations in mining areas (\$0.2 million)			C
	Development of manganese ore mines Sinai (\$0.1 million)			C
	Metallurgical industry			
	Production of nonferrous metals (\$3.5 million)			C
	Production of nonferrous rolled sheets (\$4.0 million)			C
	Iron ore sintering plant, Hulwan (\$2.0 million)			C
	Iron ore dressing plant, Aswan (\$3.5 million)			
	Cast iron fittings plant (\$0.6 million)			C
	Expansion of iron and steel plant, Hulwan (\$36.6 million)			C
	Engineering industry			
	Welding electrodes plant (\$1.0 million)			C
	Forging plant, Hulwan (\$2.5 million)			C
	Aluminum cables plant (\$1.0 million)			C
	Machine tool plant, Hulwan (\$0.8 million)			C
	Emery and polishing paper plant (\$0.3 million)			C
	Surgical instruments plant (\$0.6 million)			C
	Textile equipment plant (\$0.5 million)			C

Footnotes at end of table.

Table 23

Summary of Information on Communist Economic Credits and Grants to Less Developed Countries
in the Near East and South Asia, by Date Extended
1954-74
(Continued)

Recipient and Donor	Projects	Million Current US \$		
		Extended	Drawn	Status ¹
EGYPT (Continued)				
USSR (Continued)				
	Electric welded chains plant (\$4.7 million)			C
	Radio parts plant (\$5.0 million)			C
	Cutting tools plant (\$0.5 million)			C
	Chemical industry			
	Expansion of coke chemical plant, Hulwan (\$8.9 million)			C
	Calcium carbide and ferrosilicon plant, Aswan (\$3.5 million)			C
	Coal tar distillation plant (\$1.0 million)			C
	Chlorosulfonic acid plant			C
	Petroleum industry			
	Lubricating oil plant, Suez (\$4.3 million)			C
	Gasoline plant, Suez			C
	Oil refineries, Suez and Alexandria (\$3.0 million)			C
	Oil desalinization plant, Suez			
	Geophysical and exploration work (\$5.0 million)			C
	Drilling equipment (\$9.0 million)			C
	Shale oil plant (\$0.9 million)			C
	Oil purification plant, Suez (\$2.0 million)			C
	Pharmaceutical industry			
	Antibiotics and pharmaceutical plants (\$6.0 million)			C
	Food industry			C
	3 milk processing plants (\$1.8 million)			C
	Onion dehydrating plant (\$0.6 million)			C
	Textile industry			
	3 cotton spinning mills			
	Mit Ghamr (\$2.0 million)			C
	Zagazig (\$0.9 million)			C
	Qalyub (\$0.6 million)			C
	Expansion of cotton spinning mill, Dami-etta (\$1.1 million)			C
	Miscellaneous			C
	Steam power station, Suez (\$11.0 million)			C
	Shipyards, Alexandria (\$16.6 million)			C
	Cellulose pulp plant (\$5.2 million)			C
	Vocational training centers (\$7.2 million)			C
1958 Dec.	Aswan dam, first stage	100.0	100.0	C
1960 Feb.	Aswan dam, second stage	216.0 ⁸	216.0	C
1964 May	Grant—Experimental farm	0.3	0.3	C
1964 Sep.	Line of credit	324.4 ⁹	255.7	
	Expansion of iron and steel plant, Hulwan (\$161.1 million)			C
	2 power stations, Maghagha (\$2.3 million)			UC
	Transformer station, Kous			UC
	Feasibility study, alumina plant			C

Footnotes at end of table.

SECRET/NO FOREIGN DISSEM

Table 23

Summary of Information on Communist Economic Credits and Grants to Less Developed Countries
in the Near East and South Asia, by Date Extended
1954-74
(Continued)

		Million Current US \$		
Recipient and Donor	Projects	Extended	Drawn	Status ¹
EGYPT (Continued)				
USSR (Continued)				
	Oil exploration (\$26.0 million)			UC
	Fishing industry (\$7.0 million)			UC
	Aluminum plant, Naja Hamadi (\$52.7 million)			C
	Phosphorous complex, Naja Hamadi (\$55.3 million)			S
	Ferrosilicon plant, Idfu (\$2.0 million)			S
1964 Sep.	Trade credit ⁹	110.0	38.0	
	7 training centers (\$3.1 million)			UC
	Oil exploration equipment (\$18.4 million)			C
	File factory			C
	Lead and zinc plant			
	Geological research institute			S
	Equipment for agriculture and roadbuilding			UC
	Second lubricating oil plant, Alexandria			C
1964 Sep.	Trade credit - Land reclamation, Ar Nubariyah ⁵	66.7	57.5	UC
1971 Mar.	Line of credit	100.0	16.0	
	Rural electrification (\$66.7 million)			UC
	Cement plants			
	Asyut			UC
	El Tabbin			S
	Ceramics plant, Mustorod			S
1971 Mar.	Land reclamation - Added to 1964 credit	40.0		
1971 Mar.	Credit	55.6	3.4	
	Water resource development, Lake Nasir			UC
	Silos			UC
	14 flour depots			UC
	4 cotton mills, El Minya, Kamshish, El Mansura, Damietta			UC
	Textile combine			
1971 Mar.	Line of credit	222.2	45.0	
	Expansion of aluminum plant, Naja Hamadi (\$47.0 million)			UC
	Expansion of iron and steel plant, Hulwan			
	Reconstruction of thermal powerplant, Suez			S
1974 Jun.	Grant - Minesweeping, Gulf of Suez	20.0 ³	20.0	C
	Total for USSR	1,438.8	935.5	
	Estimated minimum total for EGYPT	2,342.3	1,306.4	
GREECE				
USSR				
1965 Jul-Dec.	Trade credit - Ships ⁵	7.7 ¹⁰	7.7	C
	Total for USSR	7.7	7.7	
	Estimated minimum total for GREECE	7.7	7.7	
INDIA				
Bulgaria				
1967 May	Line of credit	15.0 ²	2.7	
	Food processing plants			UC
	Nonferrous and ferrous metal installations			

Footnotes at end of table.

SECRET/NO FOREIGN DISSEM

Table 23

Summary of Information on Communist Economic Credits and Grants to Less Developed Countries
 in the Near East and South Asia, by Date Extended
 1954-74
 (Continued)

Recipient and Donor	Projects	Million Current US \$		
		Extended	Drawn	Status ¹
INDIA (Continued)				
Bulgaria (Continued)				
	Agricultural machinery			
	Coastal cargo boats			
	Tractor parts factory			UC
	Tractor plant			UC
	Pharmaceutical plant			UC
	Starch and glucose factory			
	Winery			
	Sulfuric acid works, Sindri			
	Total for Bulgaria.....	15.0	2.7	
Czechoslovakia				
1955 Dec.....	Sugar refinery, Panipat, Punjab.....	1.5	1.5	C
1956 Jan.....	Cement plant, Cherrapunji, Assam.....	2.1	2.1	C
1956 Apr.....	Sugar refinery, Kuralguri, Assam.....	1.9	1.9	C
1956 Jul-Dec.....	Sugar refinery, Madurantakam, Madras.....	1.0	1.0	C
1958 Apr.....	Cement plant, Madras.....	2.1	2.1	C
1958 Aug.....	Foundry-forge plant, Ranchi (first stage).....	21.0	21.0	C
1959 Nov.....	Line of credit.....	44.3	44.3	
	Heavy machine tool building plant, Ranchi, Bihar			C
	Heavy electrical power equipment plant, Ramachandrapuram, Andhra Pradesh			C
	High-pressure boiler plant, Tiruchirapalli, Madras			C
	Foundry-forge plant, Ranchi (third stage) (\$12.6 million)			C
	Plates and vessels plant, Visakhapatnam			C
1960 Feb.....	Machinery for auto tire plant, West Bengal....	1.6	1.6	C
1961 Mar.....	Foundry-forge plant, Ranchi (second-stage)...	14.7	14.7	C
1961 Jul.....	Grant—Equipment for machine tool institute, Bangalore, Mysore	1.2	1.2	C
1964 May.....	Line of credit.....	66.7 ¹¹	65.0	
	Foundry-forge plant, Ranchi (\$18.8 million)			C
	Thermal powerplant, Ennore (\$15.7 million)			UC
	2 machine tool plants (\$8.5 million)			
	Gujarat, Bhavnagar			
	Rajasthan, Ajmer			UC
	Tractor plant, Baroda			C
	High-pressure boiler plant expansion, Tiruchirapalli (\$4.4 million)			UC
	Heavy electrical equipment plant expansion, Ramachandrapuram (\$3.4 million)			UC
	Components (\$25.2 million)			C
1973 Dec.....	Line of credit.....	105.0		
	Projects (\$65.0 million)			
	Expansion steam turbine plant			
	Foundry forge			
	Turbines and generators			

Footnotes at end of table.

Table 23

**Summary of Information on Communist Economic Credits and Grants to Less Developed Countries
in the Near East and South Asia, by Date Extended
1954-74
(Continued)**

Recipient and Donor	Projects	Million Current US \$		Status ¹
		Extended	Drawn	
INDIA (Continued)				
Czechoslovakia (Continued)				
	Machine tool plant			
	Industrial fertilizer plant			
	Tire plant, Mysore			UC
	Components for Czech plants (\$40.0 million)			
	Total for Czechoslovakia.....	263.1	156.4	
East Germany				
1957 Jul.....	Textile machinery.....	2.0	2.0	C
	Total for East Germany.....	2.0	2.0	
Hungary				
1966 Feb.....	Line of credit.....	52.5	7.1	
	Steel tube plant			
	Ore processing plant, Orissa			UC
	Alumina plants			
	Korba			C
	Konya			S
	Gas cylinder plants			
	Slaughterhouses			
	Equipment for power industry			
	Glass works, Hyderabad (\$1.3 million)			UC
	Nitrous oxide plant, New Delhi			
	Total for Hungary.....	52.5	7.1	
Poland				
1960 May.....	Line of credit.....	30.9	30.6	
	Machine tool plant expansion, Hyderabad, Andhra Pradesh			C
	Sudamidah coal mine, Jharia, Bihar (\$8.4 million)			UC
	Powerplant, Barauni, Bihar (\$8.5 million)			C
	Coal washery, Gidi, Karanpura, Bihar (\$3.5 million)			C
	Boiler houses and powerplants, Parasi and Bhusaval, Maharashtra (\$5.1 million)			C
	Coal mine, Monidih, Bihar			UC
	Motorcycle plant, Punjab (\$1.0 million)			C
	Silos, Bombay (\$0.2 million)			UC
1962 Nov.....	Line of credit.....	32.5	8.0	
	Mining machinery plant			C
	Coal mining development			UC
	Zinc smelter, Visakhapatnam			UC
	Tractor assembly plant, Delhi			C
	Cellular concrete plant, Ennore			C
1965 Jan.....	2 power generators.....	12.4	12.4	C
	Nagpur thermal plant			
	Total for Poland.....	75.8	51.0	
Romania				
1956 Mar.....	Oil drilling rig, Jawala Mukhi, Punjab.....	1.0	1.0	C
1958 Oct.....	Petroleum refinery, Gauhati, Assam.....	10.1	10.1	C
1967 Oct.....	Oil refinery equipment, Haldia.....	10.0	8.0	UC

Footnotes at end of table.

Sanitized - Approved For Release : CIA-RDP79S01091A000400030001-4
SECRET/NO FOREIGN DISSEM

Table 23

**Summary of Information on Communist Economic Credits and Grants to Less Developed Countries
in the Near East and South Asia, by Date Extended
1954-74
(Continued)**

Recipient and Donor	Projects	Million Current US \$		Status ¹
		Extended	Drawn	
INDIA (Continued)				
Romania (Continued)				
1968 Apr.	Credit ¹²	25.5 ²		
	10 bulk ore carriers (\$25.5 million)			
	Total for Romania.....	46.6	19.1	
USSR				
1955 Feb.	Steel plant, Bhilai, Madhya Pradesh.....	118.4	118.4	C
1956 May	Structural steel for Bhilai.....	16.8	16.8	C
1956 May	Petroleum exploration equipment, Punjab, As- sam, and Gujarat	3.6	3.6	C
1956 Aug.	Grant—Agricultural equipment, Suratgarp.....	1.5	1.5	C
1957 Nov.	Line of credit.....	125.0	102.0	
	Heavy machine building plant, Ranchi, Bihar (\$37.8 million)			C
	Coal mining machinery plant, Durgapur, West Bengal (\$21.0 million)			C
	Thermal electric power station, Neyveli, Madras (\$29.5 million)			C
	Coalfield development, Korba, Madhya Pradesh (\$11.2 million)			UC
	Underground mines, Banki and Suraka- chhal (\$5.7 million)			UC
	Open cast mines, Manikpur and Korba (\$1.6 million)			UC
	Workshop (\$1.7 million)			C
	Ophthalmic glass plant, Durgapur, West Bengal (\$2.5 million)			C
1958 Dec.	Grant—Equipment for technical institute, Bombay	0.8	0.8	C
1959 Jun.	3 pharmaceutical plants.....	20.0	20.0	
	Antibiotics plant, Uttar Pradesh			C
	Synthetic drugs plant, Sanatgar, Andhra Pradesh			C
	Surgical instruments plant, Avadi, Madras			C
1959 Sep.	Line of credit.....	375.0	339.0	
	Expansion of steel plant, Bhilai, Madhya Pradesh (\$136.5 million)			C
	Heavy electrical machinery plant, Hardwar, Uttar Pradesh (\$49.3 million)			C
	Expansion and diversification of mining ma- chinery plant, Durgapur, West Bengal (\$8.4 million)			C
	Expansion of heavy machine building plant, Ranchi, Bihar (\$15.7 million)			C
	Completion of refinery, Barauni, Bihar (\$9.1 million)			C
	Precision instrument manufacturing plant, Kotah, Rajasthan (\$5.6 million)			C
	Petroleum development (\$69.3 million)			UC

Footnotes at end of table.

Table 23

Summary of Information on Communist Economic Credits and Grants to Less Developed Countries
in the Near East and South Asia, by Date Extended
1954-74
(Continued)

Recipient and Donor	Projects	Million Current US \$		
		Extended	Drawn	Status
INDIA (Continued)				
USSR (Continued)				
	Expansion of powerplant, Neyveli, Madras (\$17.5 million)			C
	Expansion of thermal electric power station, Korba, Madhya Pradesh (\$24.1 million)			C
	Powerplant, Singraul, Uttar Pradesh (\$30.6 million)			UC
1959 Sep	Petroleum refinery, Barauni, Bihar	25.0	25.0	C
1961 Feb.	Line of credit	125.0	90.0	
	Oil refinery, Koyali, Baroda, Gujarat (\$18.9 million)			C
	Coal washery, Kathara (\$6.2 million)			C
	Hydroelectric power station, Bhakra River, Punjab (\$14.4 million)			C
	Petroleum exploration and production, Cambay and Anklesvar and other areas (\$31.0 million)			UC
	Expansion of Barauni refinery (\$1.7 million)			C
	Expansion of Bhilai			C
	Precision instruments plant, Kerala			
	Expansion Koyali refinery			
1965 Jan	Bokaro steel plant, Bihar, first stage	224.7	224.7	C
1965 Oct.	Radio transmitter, Calcutta	1.8	1.8	C
1966 Mar.	Grant—Food	3.0	3.0	C
1966 Jul.	Trade credit ⁵	222.2 ²	29.5	
	Slag cement plant, Bhilai (\$4.4 million)			
	Exploration for copper deposits, Rakha			
	Equipment for 10 state farms and 15 machine tractor stations (\$20.5 million)			UC
	Iron ore mines, expansion of Kiriburu and establishment of Meghahataburu			
	Water supply dam and limestone quarry for steel plant, Bokaro			
	Tractors and tractor assembly plant, Gaziabad			UC
	Steel casting plant, Arkonam			UC
	Watch factory, West Bengal			S
	Copper mining, Madhya Pradesh			
	Coal mining equipment and technical assistance (\$67.0 million)			
	2 open cast mines, Singrauli			
	1 deep mine, Rangany			
	Refractory tiles plant, Kerala			S
1966 Jul.	Line of credit for fourth plan	333.3	49.5	
	Aluminum smelter, Korba (\$33.3 million)			UC
	Expansion of steel plant, Bhilai (\$13.3 million)			C
	Petroleum exploration and development, Assam (\$100.0 million)			UC
	Aerial surveys for mineral exploration (\$2.2 million)			UC

Footnotes at end of table.

Table 23

Summary of Information on Communist Economic Credits and Grants to Less Developed Countries
 in the Near East and South Asia, by Date Extended
 1954-74
 (Continued)

Recipient and Donor	Projects	Million Current US \$		
		Extended	Drawn	Status ¹
INDIA (Continued)				
USSR (Continued)				
	Technical education and research (\$8.9 million)			
	6 coking coal projects			
	Hydroelectric plant, Sileriu (\$8.9 million)			UC
	Iron ore mine, Dalli (\$6.7 million)			
	Deep sea fisheries (\$2.2 million)			UC
	Expansion of powerplant, Neyveli			
	Bokaro expansion (\$61.0 million)			UC
	Mathura refinery, Madhya Pradesh			UC
	Components, Bharat Heavy Electrical, Ltd			
	2 powerplants, Mysore			
	Alumina plant, Madhya Pradesh			UC
	Copper ore mining, Malanjhand			S
1966 Nov.....	Grant—Equipment, 5 state farms.....	1.7	1.7	
1966 Dec.....	Grant—Wheat (200,000 metric tons).....	14.0	14.0	C
1973 Oct.....	Credit—Grain (2 million metric tons).....	330.0 ³	285.0	UC
	Total for USSR.....	1,941.8	1,326.3	
	Estimated minimum total for INDIA.....	2,396.8	1,564.6	
IRAN				
Bulgaria				
1967 Feb.....	Credit.....	10.0 ²	1.5	
	Copper mine development			
	Cheese factory			
	Tobacco processing plants (\$2.0 million)			UC
	Transformer stations (\$2.0 million)			UC
	Agricultural assistance			
	Ships			
1972 Dec.....	Credit added to 1967 credit.....	10.0 ¹³		
	Machinery and equipment			
	Mining and geological activities			
	Total for Bulgaria.....	20.0	1.5	
Czechoslovakia				
1966 Jan.....	Credit.....	15.0	15.0	
	Metallurgical and engineering plant, Tabriz			C
1969 Mar.....	Line of credit.....	200.0	12.6	
	Plant to manufacture generators (\$80.0 million)			
	Sugar mills			UC
	Isfahan (\$5.0 million)			
	Haft Tappeh			C
	Cement plants (\$80.0 million)			S
	Turbojet plant			
	Rail car plant			
	Elevator plant			
	Flour mills			UC
	Oil refineries			
	Ceramic works			
	Breweries			UC

Footnotes at end of table.

Table 23

Summary of Information on Communist Economic Credits and Grants to Less Developed Countries
in the Near East and South Asia, by Date Extended
1954-74
(Continued)

Recipient and Donor	Projects	Million Current US \$		Status ¹
		Extended	Drawn	
IRAN (Continued)				
Czechoslovakia (Continued)				
	Powerplant, Meshed			C
	Tanneries			
	Diesel electric stations (\$4.0 million)			UC
	Mining machinery (\$14.0 million)			
	Total for Czechoslovakia	215.0	27.6	
Hungary				
1965 May	Credit- Capital goods	10.0 ²	3.6	
	Tractors (\$1.0 million)			UC
	Telecommunications equipment (\$2.4 million)			UC
	Lamps, wire, and transformers (\$0.9 million)			
1968 Apr.	Line of credit	40.0 ²	0.3	
	Electrical converters, Khuzistan			C
	Textile plants			
	Shoe factories			
	Medical accessories plants			
	Total for Hungary	50.0	3.9	
Poland				
1958 Feb.	Sugar mill, Fariman	2.5 ²	2.5	C
1963	Expansion of sugar mill	0.9	0.9	C
1964 Feb.	Line of credit	15.0 ²	11.2	
	Sugar mills			
	Isfahan			C
	Khoy			UC
	Bojnurd			UC
	Karaj			
	Electrical equipment			UC
	Cold storage plants			
	Isfahan			UC
	Meshed (\$1.5 million)			C
	Tabriz (\$3.3 million)			UC
1973 May	Line of credit	102.6	5.0	
	2 textile plants (\$9.5 million)			UC
	Sugar plants			
	Machinery and equipment			UC
	Manufactured goods			
	Total for Poland	121.0	19.6	
Romania				
1965 Oct.	Line of credit	100.0	61.1	C
	Tractors and plows (\$39.0 million)			
	Tractor plant, Tabriz (\$30.0 million)			
	1st stage			C
	2d stage			UC
	1,000 rail cars (\$10.0 million)			UC
	Electrical equipment (\$1.0 million)			UC
	Machinery (\$20.0 million)			UC
1968	Credit	35.0	6.3	
	Agricultural equipment (\$10.0 million)			UC
	Agricultural development, Rasht (\$15.0 million)			UC
	Plywood products and paper mill (\$10.0 million)			S
	Total for Romania	135.0	67.4	

Footnotes at end of table.

Table 23

Summary of Information on Communist Economic Credits and Grants to Less Developed Countries
in the Near East and South Asia, by Date Extended
1954-74
(Continued)

Recipient and Donor	Projects	Million Current US \$		
		Extended	Drawn	Status ¹
IRAN (Continued)				
USSR				
1963	Credit—Silos	22.3	4.1	UC
1963 Jul	Hydroelectric and irrigation dam, Aras River	38.9	38.9	C
1964 Dec	Tabriz electric power station	1.7	1.7	C
1966	Trade credit ²	16.6 ²	16.6	
	Port equipment, Bandar Pahlavi (\$1.5 million)			C
	Cold storage plants, Tehran (\$1.2 million)			C
	Machinery and equipment			C
1966 Jan	Line of credit	288.9	288.9	
	Steel mill, Isfahan (\$188.9 million)			C
	Gas pipeline, technical services, and compressors (\$77.0 million)			C
	Machine tool plant, Arak (\$23.0 million)			C
1968 Jun	Line of credit	177.8	94.3	
	Expansion of steel mill, Isfahan (\$125.0 million)			UC
	Reconstruction, Julfa-Tabriz railroad (\$17.7 million)			C
	Lead and zinc smelter, Kerman			C
1970 Oct	Trade credit ³ —Capital goods	44.4	15.0	
	11 prefabricated housing plants			UC
	Expansion of machine tool plant, Arak			
	2 thermal powerplants, Ahvaz			S
	Cement plants—Rey, Loushan			
1970 Oct	Credit—8 vocational schools	10.0	4.5	UC
1973 Apr	Credit—Expansion of steel mill, Isfahan	187.6		
	Total for USSR	788.2	464.0	
	Estimated minimum total for IRAN	1,329.2	584.0	
IRAQ				
Bulgaria				
1967 Aug	Line of credit	14.0 ²	2.6	
	Telephone network			
	Experimental farms (\$2.8 million)			UC
	Petrochemical plants			
	Canning plant and cold storage facilities			UC
	Brick plant			UC
1970 Sep	Credit	12.0	0.8	
	Oil and mineral survey (\$8.7 million)			UC
	Canning plant			
	4 pasta plants			
	Onion dehydrating plant			
	Total for Bulgaria	26.0	3.4	
Czechoslovakia				
1969 Nov	Credit—Oil refinery, Basra	27.0	27.0	C
1972 Mar	Line of credit	50.0	2.5	
	14 locomotives (\$2.2 million)			C
	Brick plant, Kerbala (\$1.5 million)			
	Water purification station, Dahuk (\$1.3 million)			
	Petroleum equipment			
	Flour mill, Mansura			UC
	Total for Czechoslovakia	77.0	29.5	

Footnotes at end of table.

Table 23

Summary of Information on Communist Economic Credits and Grants to Less Developed Countries
in the Near East and South Asia, by Date Extended
1954-74
(Continued)

Recipient and Donor	Projects	Million Current US \$		
		Extended	Drawn	Status
IRAQ (Continued)				
East Germany				
1969 Jul.....	Line of credit.....	84.0	18.5	
	Electric wire and cable plant (\$5.9 million)			UC
	Textile plants			
	Sugar mill			
	Water purification plants			UC
	Oil pumping stations, N. Rumaila			UC
	Radio stations			C
	Printing equipment			UC
	Medical and veterinary equipment (\$2.8 million)			
	Electrification, Northern Iraq (\$6.3 million)			UC
	7 rice silos (\$3.8 million)			UC
	Shipyards, Basra (\$2.4 million)			UC
	Road construction equipment (\$6.6 million)			UC
	Agricultural assistance			UC
	Railroad signal equipment (\$1.4 million)			
	Total for East Germany.....	84.0	18.5	
Hungary				
1969 Oct.....	Credit - Oil drilling.....	11.2 ^a	7.9	C
	North Rumaila (\$4.0 million)			UC
	Jambur (\$4.0 million)			
1970 Apr.....	Credit - Machinery.....	30.8	2.0	UC
	Light bulb factory, Baghdad			C
	500 buses			UC
	Bus assembly plant (\$3.0 million)			
1972 Aug.....	Line of credit.....	50.0	0.3	UC
	Petroleum equipment			
	10 cold storage plants			
	Slaughterhouse			
	Cannery			
	4 brick plants			
	Sugar plant, Babylon (\$6.8 million)			UC
	Loading facilities, Umm Qasr (\$4.0 million)			
	Total for Hungary.....	92.0	10.2	
Poland				
1965 Jan-Jun.....	Rail cars.....	20.0	20.0	C
1969.....	Sugar refinery, Mosul.....	6.9	6.9	C
1971 Jan.....	Credit - 200 rail tank cars.....	2.4 ^a	2.2	UC
1972 Aug.....	Line of credit.....	100.0	1.6	UC
	Sulfur project expansion, Al-Mishraq			
	Hardboard factory, Abu Sakhr			
	Brick plant, Mosul			
	Asbestos plant			
	Cement plant, Basra (\$2.0 million)			
	Petrochemical plants			UC
	6 water treatment stations (\$15.0 million)			UC
	Land reclamation (\$5.4 million)			UC
	Expansion of 4 powerplants (\$6.4 million)			
	Total for Poland.....	129.3	30.7	

Footnotes at end of table.

SECRET/NO FOREIGN DISSEM

Table 23

Summary of Information on Communist Economic Credits and Grants to Less Developed Countries
in the Near East and South Asia, by Date Extended
1954-74
(Continued)

Recipient and Donor	Projects	Million Current US \$		
		Extended	Drawn	Status ¹
IRAQ (Continued)				
PRC				
1971 Jun.....	Line of credit.....	45.0		
	Geological survey			S
	Wool factory, Kifri			
	Bridge, Mosul			S
	Experimental rice farm, Basra			S
	Total for PRC.....	45.0		
Romania				
1971 Oct.....	Credit--Petroleum development.....	35.0	0.4	UC
	Oil exploration, east of Baghdad			
	Total for Romania.....	35.0	0.4	
USSR				
1959 Mar.....	Line of credit.....	137.5	82.3	
	Pharmaceutical plant, Samarra (\$8.7 million)			C
	Al-Ilurriyah radio station (\$5.6 million)			C
	East Baghdad telephone exchange (\$1.3 million)			C
	Geological equipment repair shop, Al Waziriyah (\$0.2 million)			C
	Technical assistance for broadcasting and television (\$0.4 million)			C
	Television center			
	Project report for 27-station microwave radio relay network			C
	Glassware factory, Ar Ramadi (\$6.3 million)			C
	2 grain elevators, Baghdad and Al Kut (\$1.5 million)			C
	Canning factory, Karbala			C
	Establishment of 5 experimental farms (\$2.3 million)			CS
	Establishment of 4 tractor stations (\$0.8 million)			C
	Improvement of river navigation, survey (\$1.4 million)			C
	Survey of Kirkuk-As Sulaymaniyah railroad (\$3.1 million)			C
	Cotton textile mill, Al Kut (\$13.2 million)			C
	Knitting and hosiery plant (\$3.2 million)			C
	Garment factory, Al Waziriyah (\$1.1 million)			C
	Geological survey (\$1.4 million)			C
	Euphrates and Tigris River basin development survey (\$2.5 million)			C
	Irrigation and drainage surveys, southern Iraq (\$4.5 million)			C
	Electrical equipment factory, Al Waziriyah (\$3.0 million)			C
	Basra shipyard survey (\$1.5 million)			C
	Industrial training projects (\$1.8 million)			C
	Baghdad			
	Iskandariyah			
	Al Kut			

Footnotes at end of table.

SECRET/NO FOREIGN DISSEM

SECRET/NO FOREIGN DISSEM

Table 23

Summary of Information on Communist Economic Credits and Grants to Less Developed Countries
in the Near East and South Asia, by Date Extended
1954-74
(Continued)

Recipient and Donor	Projects	Million Current US \$		
		Extended	Drawn	Status ¹
IRAQ (Continued)				
USSR (Continued)				
	Agricultural machinery plant, Iskandariyah (\$12.9 million)			C
	Rawa dam			S
	Railroad workshops, Shalehiya (\$2.2 million)			UC
	Fisheries development			UC
1960 May	Baghdad-Basra railroad Construction and rehabilitation	45.0	45.0	C
1962 Jul	Extension Baghdad-Basra railroad	1.4	1.4	C
1967 Feb	Credit--Agricultural equipment	4.4 ²	4.4	C
1969 Jun	Trade credit ⁵ Petroleum development, Halfayah	54.0 ²	11.0	UC
1969 Jul	Trade credit ⁴ Petroleum development North Rumaila Ratawi Nahr Umar Al Luhais Pipeline, Rumaila Fao	66.7	52.5	UC UC UC UC C
1970 Jul	Trade credit ⁵ Agricultural equipment	2.5 ²	2.5	C
1970 Nov	Trade credit ⁵ Agricultural and roadbuilding equipment	20.0	18.0	UC
1971 Apr	Line of credit Oil refinery, Mosul (\$30.8 million) Pipeline, Northern Iraq Pipeline, Baghdad-Basra Phosphate mine, Akashat Superphosphate fertilizer plant, Akashat 2 dairy plants Fisheries development, Umm Qasr Irrigation equipment, Ath-Tharthar canal (\$3.6 million) 2 hydroelectric stations Dukan Darband-i-Khan 2 powerplants Nasiriyah Mosul Cement plant, Samawa Electrification Glass factory	222.2	19.8	S UC S S UC UC UC S
	Total for USSR	553.7	236.9	
	Estimated minimum total for IRAQ	1,042.0	329.6	
JORDAN				
USSR				
1969	Line of credit Oil and gas prospecting 2 vocational training schools (\$5.5 million) Technical institute Total for USSR	5.5 ³		
	Estimated minimum total for JORDAN	5.5		

Footnotes at end of table.

SECRET/NO FOREIGN DISSEM

SECRET/NO FOREIGN DISSEM

Table 23

Summary of Information on Communist Economic Credits and Grants to Less Developed Countries
in the Near East and South Asia, by Date Extended
1954-74
(Continued)

Recipient and Donor	Projects	Million Current US \$		
		Extended	Drawn	Status ¹
LEBANON				
Romania				
1974 Feb	Credit—Cement plant, Siblin	9.2		
	Total for Romania	9.2		
	Estimated minimum total for Lebanon	9.2		
NEPAL				
PRC				
1956 Oct	Grant	12.6	12.6	
	Foreign exchange (\$6.3 million)			C
	Commodities (\$6.3 million)			C
1960 Mar	Grant	21.0	19.6	
	Tanning and shoe factory, Katmandu (\$0.6 million)			C
	Brick and tile factory, Katmandu (\$1.6 million)			C
	Warehouse, Birganj (\$1.0 million)			C
	Warehouse, Katmandu (\$0.6 million)			C
	Road, Katmandu-Pokhara (\$13.9 million)			C
	Ring road, Katmandu valley (\$3.3 million)			UC
1961 Oct	Grant	9.8	9.8	
	Road, Katmandu-Kodari (\$9.8 million)			C
	Foreign exchange (\$2.0 million)			C
	Commodities (\$1.8 million)			C
1966 Dec	Grant	19.6	19.6	
	Foreign exchange (\$3.5 million)			C
	Commodities (\$3.6 million)			C
	Survey, limestone-mica works			C
	Hydroelectric plant, Sunkosi River (\$11.4 million)			C
1968 Sep	Grant—Katmandu-Bhaktapur road	2.0	2.0	C
1971 Sep	Grant—Mineral surveys	2.6 ³	2.1	C
1972 Mar	Grant	35.0	1.4	
	Trolley bus project			UC
	Textile plant, Hitaujo			S
	Expansion of brick and tile factory			
	Road, Naranghar-Gurkha			S
	Commodities (\$1.5 million)			UC
	Total for PRC	102.6	67.1	
USSR				
1959 Apr	Grant	7.5	7.5	
	Hospital, Katmandu (\$0.1 million)			C
	Hydroelectric plant, Panauti (\$1.3 million)			C
	Sugar mill, Birganj, western Terai			C
	Cigarette factory, Janakpur, eastern Terai			C
	East-west road survey (\$1.8 million)			C
	Commodities (\$0.8 million)			C
1962 Feb	Credit	2.8	2.8	C
	Commodities (\$2.5 million)			
	Foreign exchange (\$0.3 million)			

Footnotes at end of table.

SECRET/NO FOREIGN DISSEM

Table 23

Summary of Information on Communist Economic Credits and Grants to Less Developed Countries
in the Near East and South Asia, by Date Extended
1954-74
(Continued)

Recipient and Donor	Projects	Million Current US \$		
		Extended	Drawn	Status ¹
NEPAL (Continued)				
USSR (Continued)				
1964 Apr.	Grant	10.5	10.5	
	Simra-Janakpur road (\$2.6 million)			C
	Agricultural implements plant, Birganj (\$1.3 million)			C
	Commodities			C
1973	Credit - Vegetable oil plant	3.0 ³		S
	Total for USSR	23.8	20.8	
	Estimated minimum total for NEPAL	126.4	87.9	
NORTH YEMEN				
Bulgaria				
1965 Feb.	Grant - Agricultural school and technical services	0.4	0.4	C
	Total for Bulgaria	0.4	0.4	
Czechoslovakia				
1966 Oct.	Radio station	0.1		
	Total for Czechoslovakia	0.1		
East Germany				
1956 Dec.	Telephone exchange, San'a	0.1	0.1	C
1965 Feb.	Land reclamation	5.0	5.0	C
1965 Mar.	Telephone network - San'a, Taiz, Hudaydah	2.0	2.0	C
1965 Oct.	Electric generating equipment, Hudaydah and San'a	0.8 ²	0.8	C
1966 Jan.	Grant - 2 radio transmitters	1.5	1.1	UC
1966 Sep.	Grant - Wheat	0.4	0.4	C
1966 Sep.	Commodity credit for telephone network	0.5	0.5	C
	Total for East Germany	10.3	9.9	
Hungary				
1964 Jun.	Grant - School, medical, and hospital equipment	0.3	0.3	C
1964 Jun.	Credit - Industrial equipment	1.0	1.0	C
1966 Oct.	Grant - Hospital equipment	1.0	1.0	C
	Total for Hungary	2.3	2.3	
PRC				
1958 Jan.	Line of credit	15.0	15.0	
	Road construction, San'a-Hudaydah (\$12.7 million)			C
	Textile mill, San'a (\$2.3 million)			C
1959 Jun.	Grant - Wheat (10,000 metric tons)	0.7	0.7	C
1963 May.	Grant - Wheat (3,500 metric tons)	0.2	0.2	C
1964 Jun.	Line of credit	28.0	24.9	
	Road construction, San'a-Sa'da			UC
	Completion of textile mill, San'a			C
	Repair of San'a-Hudaydah road			C
	Aluminum factory, Taiz			C
	Cigarette factory, Hudaydah			C
	Road construction, Amran-Hajja			UC
1964 Oct.	Commodity credit	0.5	0.5	C
1966 Sep.	Commodity credit	14.0	11.0	UC
1969	Grant - Secondary technical school	0.2 ³	0.2	C

Footnotes at end of table.

SECRET/NO FOREIGN DISSEM

SECRET/NO FOREIGN DISSEM

Table 23

Summary of Information on Communist Economic Credits and Grants to Less Developed Countries
in the Near East and South Asia, by Date Extended
1954-1974
(Continued)

Recipient and Donor	Projects	Million Current US \$		Status ¹
		Extended	Drawn	
NORTH YEMEN (Continued)				
PRC (Continued)				
1972 Jul.....	Line of credit.....	21.2	0.3	
	Development projects			
	Hospital, Taiz			
1973 Jul.....	Grant—Wheat (5,000 metric tons).....	0.9	0.9	C
	Total for PRC.....	80.7	53.7	
USSR				
1956 Jul.....	Line of credit.....	20.0	20.0	
	Port construction, Hudaydah (\$15.0 million)			C
	Airfield construction, San'a (\$5.0 million)			C
1959 Mar.....	Grant—Wheat (10,000 metric tons).....	0.7	0.7	C
1964 Mar.....	Line of credit.....	72.2	40.8	
	Hudaydah—Mocha—Taiz road (\$28.0 million)			C
	Cement plant, Bajil (\$10.0 million)			UC
	Fish processing plant, Hudaydah			C
	7 fishing boats			
	Land reclamation and cotton cultivation, Tihama (\$9.0 million)			UC
	Geological survey (\$2.0 million)			UC
	Shipyards, Hudaydah			C
	Commodities (\$11.1 million)			UC
	Water wells			C
	Grain storage facilities			
	Port expansion, Hudaydah (\$1.5 million)			C
	Powerplant, Hudaydah (\$0.4 million)			C
	University			
1964 Mar.....	Grant.....	5.0	5.0	
	Hospital and clinic (\$2.0 million)			C
	3 schools (\$3.0 million)			C
1965 Jun.....	Grant—Vocational institutes	0.1	0.1	C
	Workshop for oil drums, Hudaydah			
1970 Jul.....	Grant—Wheat (5,000 metric tons).....	0.4	0.4	C
1973 Jun.....	Grant—Wheat (5,000 metric tons).....	0.9	0.9	C
1974 Apr.....	Credit—Wheat (25,000 metric tons).....	5.0	5.0	C
	Total for USSR.....	104.3	72.9	
	Estimated minimum total for NORTH YEMEN.....	198.1	139.2	
PAKISTAN				
Bulgaria				
1969 Oct.....	Line of credit.....	8.0 ²		
	Transmitters			
	Cold storage plants			
	Animal feed plant			
	Tannery, Hazara (\$3.6 million)			
	Fertilizer plant			
	Total for Bulgaria.....	8.0		

Footnotes at end of table.

SECRET/NO FOREIGN DISSEM

Table 23

Summary of Information on Communist Economic Credits and Grants to Less Developed Countries
in the Near East and South Asia, by Date Extended
1954-74

(Continued)

Recipient and Donor	Projects	Million Current US \$		
		Extended	Drawn	Status ¹
PAKISTAN (Continued)				
Czechoslovakia				
1964 Nov.....	Credit.....	2.6 ²	2.6	C
	Sugar refinery, Jaranwala			
1966 Jul.....	Line of credit.....	28.0 ²	10.5	
	Fertilizer plant			C
	Sugar refinery, Sadiqabad (\$3.0 million)			UC
	Powerplant, Guddu			UC
	Irrigation pumps (\$2.5 million)			UC
	Powerplant, Mangla (\$3.2 million)			
	Total for Czechoslovakia.....	30.6	13.1	
Poland				
1964 Dec.....	Line of credit.....	12.8	4.5	C
	Sugar mill, Hyderabad (\$3.0 million)			
	Sawmill, Azad Kashmir (\$1.4 million)			
	2 wood processing plants			
	2 sugar mills (\$3.2 million)			UC
	Timber combine (\$5.0 million)			
	Total for Poland.....	12.8	4.5	
PRC				
1964 Oct.....	Grant ¹⁴	50.0	38.7	C
	Commodities (\$30.0 million)			C
	Heavy machine building plant, Taxila (\$9.0 million)			C
	Foundry-forge, Taxila (\$11.0 million)			C
	Electrical machinery (\$2.1 million)			UC
	Expansion, ordnance factory, Wah			
1966 Mar.....	Grant- Karakoram highway.....	45.0 ³	45.0	C
1967 Jan.....	Grant- Commodities ¹⁴	7.0	7.0	C
1968 Dec.....	Grant ¹⁴	39.0	12.2	
	Commodities (\$25.5 million)			UC
	Refractory plant, Hattar			UC
	Sugar plant, Larkana (\$1.5 million)			C
	Expansion of heavy machine building plant, Taxila (\$11.2 million)			UC
	Heavy forge and foundry			
	Fertilizer plant, Peshawar (\$17.0 million)			S
1970 Nov.....	Line of credit.....	200.0	25.1	
	Commodities (\$68.0 million)			UC
	Iron and steel plant, Chilgazi			S
	3 coastal vessels			C
	Fertilizer plant (\$17.0 million)			S
	Ferrochrome plant (\$18.8 million)			
	Cotton spinning mill, Tarbela (\$3.8 million)			UC
	Transmission lines, Tarbela-Wah (\$3.5 million), Guddu Quetta			S
	Military aircraft factory			UC
	Stadium for Asian Games, Islamabad			
	Textile mill, Mirpur (\$3.0 million)			S
	Textile mill, Kotri (\$3.5 million)			UC
1973 Oct.....	Grant Expansion of Karakoram Highway.....	50.0 ³	6.0	UC
1973 Nov.....	Grant Wheat (2,500 metric tons).....	0.5	0.5	C
	Total for PRC.....	391.5	134.5	

Footnotes at end of table.

SECRET/NO FOREIGN DISSEM

Table 23

Summary of Information on Communist Economic Credits and Grants to Less Developed Countries
in the Near East and South Asia, by Date Extended

1954-74

(Continued)

Recipient and Donor	Projects	Million Current US \$		
		Extended	Drawn	Status ¹
PAKISTAN (Continued)				
Romania				
1973 Jul.....	Credit.....	25.2	5.0	UC
	Expansion of Karachi refinery (\$15.2 million)			
	Total for Romania.....	25.2	5.0	
USSR				
1956 May.....	Grant—Wheat (20,000 metric tons).....	1.4	1.4	C
1956 May.....	Grant—Rice (20,000 metric tons).....	1.8	1.8	C
1961 Mar.....	Credit—Petroleum exploration.....	26.0	26.0	C
1964 Jun.....	Agricultural equipment.....	11.0	11.0	C
1965 Nov.....	Credit.....	15.7 ²	7.5	
	Road machinery and equipment (\$5.9 million)			UC
	Fishing trawlers (\$1.6 million)			C
1966 Sep.....	Line of credit.....	10.3	1.3	
	Electrical equipment plant, Taxila			S
	Commodities			UC
1966 Sep.....	Credit—Preliminary project work.....	4.8	4.8	C
1968 Sep.....	Credit ⁵ —Machinery and equipment.....	66.9	6.3	UC
	Textile machinery (\$10.0 million)			
1969 Jan.....	Credit—Petroleum exploration.....	18.4	9.1	UC
1971 Jan.....	Credit—Steel mill, Karachi.....	208.8	3.0	
	Training center			
1973 Mar.....	Credit—Projects.....	71.0	2.2	
	Transmission lines, Lyallpur—Karachi			UC
	Geological survey (\$1.3 million)			UC
	1,000-kw radio transmitter, Islamabad			C
	Tractor assembly plant			S
	Thermal powerplant, Guddu (\$30.0 million)			UC
1974 Oct.....	Credit—Steel mill, Karachi.....	216.0		
	Total for USSR.....	652.1	74.4	
	Estimated minimum total for PAKISTAN.....	1,120.2	231.5	
SOUTH YEMEN				
Bulgaria				
1971 Jul.....	Line of credit.....	5.0		
	Food processing plants			
	Leather processing plants			
	Repair workshops			
1974 Jul.....	Credit—Reclamation.....	5.0	0.1	UC
	Total for Bulgaria.....	10.0	0.1	
Czechoslovakia				
1973 Mar.....	Credit.....	6.3		
	Mineral surveys			
	Machinery and equipment			
	Total for Czechoslovakia.....	6.3		
East Germany				
1969 Oct.....	Line of credit.....	24.0	1.7	
	Project aid (\$12.0 million)			
	Glass factory			S
	Road, Aden—Mukalla			
	Telephone exchange, Mukalla			C
	Flour mills			
	Aden			UC
	Mukalla			UC

Footnotes at end of table.

Table 23

Summary of Information on Communist Economic Credits and Grants to Less Developed Countries
in the Near East and South Asia, by Date Extended
1954-74
(Continued)

Recipient and Donor	Projects	Million Current US \$		Status
		Extended	Drawn	
SOUTH YEMEN (Continued)				
East Germany (Continued)				
	Vegetable oil factory (\$0.2 million)			
	Biscuit factory (\$0.3 million)			
	Plastics plant (\$0.3 million)			C
	Commodities (\$12.0 million)			UC
	Total for East Germany.....	24.0	1.7	
Hungary				
1973 Mar.....	Credit.....	5.0 ³		
	Livestock farm, Wadi Mayfa			UC
	Medical equipment (\$1.0 million)			UC
1973.....	Grant-- Medical equipment.....	0.1 ³	0.1	C
	Total for Hungary.....	5.1	0.1	
Poland				
1973 Mar.....	Credit.....			
	Fisheries assistance			
	Industrial projects			
	Oil survey			
	Grant -Fishing boats.....			
	Total for Poland.....			
PRC				
1968 Sep.....	Line of credit.....	12.0	5.1	
	Foreign exchange (\$1.4 million)			C
	Road, Umain-Mahfad (\$3.5 million)			C
	200 water wells			UC
	Zinzibar Bridge			C
1970 Aug.....	Line of credit.....	43.2	5.4	
	Road, Mahfad-Mukalla (\$7.2 million)			UC
	Textile mills (\$6.3 million)			UC
	Agricultural machinery plant			
	Model farm			UC
	Fishing boats			
	Salt factories, Khormaksar (\$0.2 million)			UC
	Mineral surveys			C
	Commodities (\$2.4 million)			UC
1972 Jul.....	Credit.....	22.2	1.0	UC
	Commodities			
	Rice (\$5.1 million)			
	Wheat			
	Total for PRC.....	77.4	11.5	
Romania				
1971 Jul.....	Line of credit.....	10.0 ³	0.1	
	Land reclamation and irrigation			
	Poultry farm			
	Cement plant			S
	Geological survey			UC
1971 Jul.....	Credit -500 tractors.....	1.3 ³		
	Total for Romania.....	11.3	0.1	

Footnotes at end of table.

Table 23

Summary of Information on Communist Economic Credits and Grants to Less Developed Countries
 in the Near East and South Asia, by Date Extended
 1954-74
 (Continued)

Recipient and Donor	Projects	Million Current US \$		
		Extended	Drawn	Status ¹
SOUTH YEMEN (Continued)				
USSR				
1969 Feb.	Grant—Medical equipment.....	0.6	0.6	C
1969 Feb.	Line of credit.....	7.8	5.7	
	Research, exploration, and planning			UC
	Agricultural projects (\$2.2 million)			UC
	3 machinery workshops			UC
	8 dams			UC
	200-kw radio transmitter, Aden			C
	Commodities (\$2.2 million)			C
	Reclamation, Rudu			C
1969 Feb.	Grant—Fishing industry.....	6.0	1.2	
	3 refrigerator ships			UC
	Fishing survey			
	Fish canning factory, Mukalla (\$0.2 million)			C
	Vocational training center, Mukalla			
1972 Nov.....	Line of credit.....	39.6	0.9	
	Thermal powerplant, Abyan			UC
	Hospital, Aden			S
	Geological surveys			S
	Commodities			UC
	Airfield construction, Aden			S
1973 Aug.....	Grant.....	0.9 ³	0.3	
	100 trucks			
	Rice (1,000 metric tons)			
	Sugar (1,000 metric tons)			C
	Total for USSR.....	54.9	8.7	
	Estimated minimum total for SOUTH YEMEN.....	189.0	22.2	
SRI LANKA				
East Germany				
1965 Feb.	Line of credit.....	42.0 ²	23.2	
	Textile mill, Thulhiriya (\$23.0 million)			C
	Commodities (iron and basic materials)			C
	Telephone network			UC
	Coarse yarn spinning mill			UC
	Teleprinters			C
	Total for East Germany.....	42.0	23.2	
Hungary				
1972 Jan.....	Credit—Machinery and equipment.....	10.0		
	Machinery for aluminum plant			
	Pharmaceutical equipment			
	Total for Hungary.....	10.0		
Poland				
1963 Apr.	Line of credit.....	8.0 ²	0.8	
	Hardware and tools factory, Gampaha (\$0.7 million)			C
	Rural electrification			C
	Hardboard and strawboard factory			
	Tractor assembly plant			
	Spinning mill			
	Total for Poland.....	8.0	0.8	

Footnotes at end of table.

Table 23

Summary of Information on Communist Economic Credits and Grants to Less Developed Countries
 in the Near East and South Asia, by Date Extended
 1954-74
 (Continued)

Recipient and Donor	Projects	Million Current US \$		
		Extended	Drawn	Status ¹
SRI LANKA (Continued)				
PRC				
1957 Sep.	Grant	15.8	15.8	
	Rail cars (\$8.8 million)			C
	Pugoda textile complex			C
	Equipment for 50 textile centers (\$6.4 million)			C
	Commodities			C
1958 Sep.	Credit—Rice	10.5	10.5	C
1962 Oct.	Grant	10.5	10.5	
	Textile imports (\$4.2 million)			C
	Commodities			C
1964 Oct.	Credit—Machinery and equipment	4.2	1.3	
	Rail cars (\$1.3 million)			C
1970 Sep.	Credit—Rice (100,000 metric tons)	8.9	8.9	C
1970.	Grant	3.2	3.2	
	International conference hall			C
	Foreign exchange for conference hall maintenance			
1971 May.	Credit—Foreign exchange	25.2	25.2	C
1971 Oct.	Credit—Rice (100,000 metric tons)	6.5	6.5	C
1972 Apr.	Credit—Cargo ship	0.8	0.8	C
1972 Jul.	Line of credit	44.0		
	Irrigation and flood control (\$16.8 million)			S
	Small industries			
	Finishing mill, Pugoda			
	Fish breeding farm			
	Commodities			
1972 Jul.	Credit—Integrated textile mill	8.1		
1972 Sep.	Credit—Cargo ship	0.9	0.9	C
1972 Dec.	Credit—Foreign exchange (\$1.8 million)	1.8	1.8	C
1973 Dec.	Grant—Rice (40,000 metric tons)	14.0	14.0	
1974 Jul.	Grant—Tractors	0.3	0.3	C
	Total for PRC	154.7	99.7	
Romania				
1968.	Line of credit	2.5 ³	1.4	
	Timber combine, Avisawella			UC
	Forest exploitation			
	Hotel, Kandy			
1974 Jul.	Credit—Railroad cars	10.6		
	Total for Romania	13.1	1.4	
USSR				
1958 Feb.	Line of credit	30.0	24.7	
	Development of sugar cane acreage, Kantalai (\$0.8 million)			C
	Survey, Malwatu Oya basin reservoir headworks (\$0.2 million)			C
	Iron and steel works, Pomogama—Oruwala, Stage I (\$12.0 million)			C
	Tire factory, Kelaniya (\$7.5 million)			C

Footnotes at end of table.

Sanitized - Approved For Release : CIA-RDP79S01091A000400030001-4
SECRET/NO FOREIGN DISSEM

Table 23

Summary of Information on Communist Economic Credits and Grants to Less Developed Countries
in the Near East and South Asia, by Date Extended
1954-74
(Continued)

Recipient and Donor	Projects	Million Current US \$		Status ¹
		Extended	Drawn	
SRI LANKA (Continued)				
USSR (Continued)				
	Development of cotton acreage, Hambantota (\$0.2 million)			C
	Cold storage plant, Kandy (\$0.1 million)			C
	Kelani Ganga basin irrigation survey (\$0.1 million)			C
	Flour mill, Colombo (\$1.7 million)			C
	Iron and steel works, Stage II			S
	Homogama-Oruwala (\$6.0 million)			
	Hydropower survey			UC
1965 Jan.	Grant—Prefabricated housing plant	0.9	0.5	UC
1973 Nov.	Trade credit ⁵ —Machinery and equipment	8.4		
1973	Credit—Petroleum and gas exploration	1.5 ⁵	0.2	UC
	Total for USSR	40.8	25.4	
	Estimated minimum total for SRI LANKA	268.6	150.5	
SYRIA				
Bulgaria				
1966 Jun.	Line of credit	15.0 ²	2.5	
	33 small dams			UC
	Food processing			
	Cattle breeding stations			
	Winery, As-Suwayda (\$0.2 million)			C
	Phosphate industry development (\$1.6 million)			C
	Grain silo, Latakia			C
	Tobacco processing machinery (\$0.1 million)			C
	Communications project			C
	Refrigerated warehousing			C
1974 Dec.	Credit—Agricultural and industrial projects	73.0		
	Total for Bulgaria	88.0	2.5	
Czechoslovakia				
1955 Jul-Dec.	2 cement plants	4.5	4.5	C
1955 Jul-Dec.	Sugar refinery, Damascus	1.3	1.3	C
1955 Jul-Dec.	China factory	0.2	0.2	C
1956 Dec.	Sugar refinery, Homs	1.3	1.3	C
1957 Mar.	Sugar refinery, Damascus	1.1	1.1	C
1957 Mar.	Petroleum refinery, Homs	11.3 ²	11.3	C
1960 Dec.	Municipal development	2.8	2.8	
	46 electric generators (\$0.4 million)			C
1964 Jun.	Sugar refinery, Ghab	5.2 ²	5.2	C
1966 Dec.	Expansion of petroleum refinery, Homs	29.5 ²	29.5	C
1974 Jul.	Line of credit	100.0		
	Sugar refinery			
	Textile plant			
	Cotton spinning mill			
	Expansion of fertilizer plant, Homs			S
	Citric acid plant			
	Ceramics plant			
	Total for Czechoslovakia	157.2	57.2	

Footnotes at end of table.

Table 23

Summary of Information on Communist Economic Credits and Grants to Less Developed Countries
 in the Near East and South Asia, by Date Extended
 1954-74
 (Continued)

Recipient and Donor	Projects	Million Current US \$			Status
		Extended	Drawn		
SYRIA (Continued)					
East Germany					
1955 Sep.	Weaving mill	0.1	0.1		C
1956 Jul.	Cement plant, Aleppo	1.9	1.9		C
1956 Sep.	Textile mill	0.4	0.4		C
1957 Jul-Dec.	Shoe factory, Homs	0.2	0.2		C
1957 Jul-Dec.	Hospital equipment	0.1	0.1		C
1965 Jan-Jun.	Credit - Equipment for Euphrates River	1.1	1.1		C
1966 Apr.	Line of credit	25.0 ²	8.1		
	Foundry				
	Port equipment				
	Water purification and storage equipment (\$0.6 million)				
	Cement plants				
	Damascus				UC
	Hama				UC
	Adra				UC
	Power transmission equipment (\$6.2 million)				UC
	Paper mill equipment				
	8 automatic flour mills (\$2.2 million)				UC
	Highway construction equipment (\$3.6 million)				UC
	Aid to higher education (\$5.5 million)				UC
	Tobacco plant				UC
	Prefabricated housing plant				C
1969 Jul.	Credit added to Apr 1966 credit	25.0			
	Total for East Germany	53.8	11.9		
Hungary					
1966 Aug.	Line of credit	14.0	1.0		
	Telephone network (\$1.0 million)				C
	30 water towers, Damascus				
	Bicycle plant				
	Cement plant				
	Food processing plants				
1974 Mar.	Credit - Added to Aug 1966 credit	12.0	0.1		
	Light bulb factory				
	Railroad equipment				
	Agricultural machinery				
	Textile mills				UC
	Distilleries				
	Total for Hungary	26.0	1.1		
Poland					
1965 Jun.	Line of credit ¹⁵	25.0	10.6		
	Slaughterhouse, Aleppo (\$0.8 million)				UC
	Phosphate mine exploitation (\$5.0 million)				UC
	Steel rolling mill, Hama (\$5.0 million)				C
	Spinning mill, Aleppo				UC
	Iron ore exploration				
	Glassware plant				
	Telephone assembly plant				C

Footnotes at end of table.

Sanitized - Approved For Release : CIA-RDP79S01091A000400030001-4
SECRET/NO FOREIGN DISSEM

Table 23

**Summary of Information on Communist Economic Credits and Grants to Less Developed Countries
in the Near East and South Asia, by Date Extended
1954-74
(Continued)**

Recipient and Donor	Projects	Million Current US \$		
		Extended	Drawn	Status ¹
SYRIA (Continued)				
Poland (Continued)				
1973 Aug.....	Credit added to Jun 1965 credit.....	15.0		
	Slaughterhouses			
	Homs			
	Hama			
	Latakia			
	Bread factory			
	Cigarette factory			
	Sugar plant			
	Fertilizer plant			
	Railroad repair shop			
	Water distillation plants			
	Canals			
	Total for Poland.....	40.0	10.6	
PRC				
1963 May.....	Line of credit.....	16.3	11.7	
	Commodities (\$8.1 million)			C
	Cotton textile mill, Hama (\$3.6 million)			C
	Yarn spinning mill (\$3.4 million)			
1972 May.....	Line of credit.....	45.0	0.3	
	Yarn factories			UC
	Idlib			
	Dayr Az-Zawr			
	Expansion of textile mill, Hama			S
	Sports arena, Damascus			
1973 Oct.....	Grant—Foreign exchange	6.0	6.0	C
1973 Oct.....	Grant—Wheat (12,000 metric tons).....	2.2	2.2	C
	Total for PRC.....	69.5	20.2	
Romania				
1968 Jun.....	Credit—Machinery and equipment.....	25.0	4.1	
	Oil pumps (\$0.3 million)			C
	2 phosphate plants			
	Khanufis			UC
	Al-Sharqiyyah			
	Oilfield equipment			UC
	Ore handling facilities, Tartus (\$0.6 million)			C
	Cigarette factory			
	Hotels			
	Mineral water bottling plant			
1972 Oct.....	Credit—Added to Jun 1968 credit.....	75.0	3.0	
	Petrochemical equipment			
	Oil refinery (\$30.0 million)			S
	Oil exploration			
	Mineral oil plant			
	Flour mills			
	Brick plant			
	Tanneries			
	Sugar refineries			
	Brewery			

Footnotes at end of table.

SECRET/NO FOREIGN DISSEM

Table 23

Summary of Information on Communist Economic Credits and Grants to Less Developed Countries
in the Near East and South Asia, by Date Extended

1954-74
(Continued)

Recipient and Donor	Projects	Million Current US \$		
		Extended	Drawn	Status ¹
SYRIA (Continued)				
Romania (Continued)				
	Water purification plant			
	Tractor assembly plant			
	Dairy complex			
	Chemical equipment			
	Food and light industrial equipment			
	Agricultural and irrigation machinery			
	Cement plant			
1972 Oct.	Credit- Machinery and equipment	18.0	8.8	UC
1972 Oct.	Credit Oil refinery, Banias	178.6 ²		S
	Machinery and equipment (\$12.1 million)			
	Foreign exchange to purchase equipment and services from third countries (\$57.5 million)			
	Total for Romania	296.6	15.9	
USSR				
1957 Oct.	Line of credit	100.0 ¹²	91.4	
	Euphrates valley surveys (\$1.3 million)			C
	Orontes River and Ghab valley development			C
	Agricultural surveys (\$3.6 million)			C
	Latakia-Qamishli railroad projects (\$40.0 million)			UC
	Nitrate fertilizer factory, Homs (\$13.5 million)			C
	Petroleum exploration and geological survey (\$17.8 million)			UC
	Pipeline design			
	Karachuk Tartus			
	Forestry research center, Latakia			C
	Dry farming research center, Qamishli			UC
	Cotton research center, Raqqa			C
	Rastan electric power station (\$1.2 million)			C
	Topographical survey (\$0.5 million)			C
	Geological studies (\$1.0 million)			C
	Bridge studies			C
	Concrete reinforcing rod plant			
	Petroleum products storage			UC
	Locomotives, switching engines, and rail cars (\$11.0 million)			UC
1966 Dec.	Euphrates Dam, Tabqa	133.3	131.5	UC
1970.	Credit Telecommunications equipment			⁶
1971 Feb.	Grant-Experimental farm	0.3	0.2	UC
1972 Feb.	Line of credit	55.2	1.3	
	Petroleum development (\$30.0 million)			
	Railroad and water resource development (\$25.2 million)			UC
	Damascus-Homs railway (\$11.0 million)			UC
	Water purification, Aleppo (\$1.2 million)			UC

Footnotes at end of table.

SECRET/NO FOREIGN DISSEM

SECRET/NO FOREIGN DISSEM

Table 23

Summary of Information on Communist Economic Credits and Grants to Less Developed Countries
in the Near East and South Asia, by Date Extended
1954-74

(Continued)

Recipient and Donor	Projects	Million Current US \$		Status ¹
		Extended	Drawn	
SYRIA (Continued)				
USSR (Continued)				
1972 Jul.....	Line of credit.....	28.8	4.0	
	Electrification (\$18.0 million)			UC
	Powerline, Tabqa-Aleppo			
	Tabqa			
	Hama			
	Damascus			
	Irrigation (\$10.8 million)			S
1974 Apr.....	Line of credit.....	100.0 ³	2.0	
	Port expansion, Latakia			
	Dam, Nahr Al-Kabir (\$48.0 million)			
	Euphrates Dam, Stage II			UC
	Textile mill, Latakia			
	Total for USSR.....	417.6	233.4	
	Estimated minimum total for SYRIA.....	1,148.7	352.8	
TURKEY				
Czechoslovakia				
1955 Apr.....	150 rail cars.....	5.0	5.0	C
1956 Jan-Jun.....	Textile mill, Istanbul.....	0.7	0.7	C
1957 Jul.....	Equipment for diesel engine factory, Istanbul..	0.7 ²	0.7	C
1958.....	2 ceramics factories.....	3.4	3.4	
	Bozuyuk (\$1.7 million)			C
	Yarimeca (\$1.7 million)			C
	Total for Czechoslovakia.....	9.8	9.8	
Hungary				
1956 Mar.....	Vegetable oil plant, Istanbul.....	0.1 ⁶	0.1	C
	Total for Hungary.....	0.1	0.1	
Poland				
1958 Dec.....	Textile dye plant, Tarsus.....	3.0	3.0	C
1963 Oct.....	Borax and boric acid plant, Kizilbuyuk.....	0.8 ²	0.8	C
1969 Jun.....	4 ships.....	5.6	5.6	C
1972.....	Credit—Textile mill machinery.....	2.7	2.7	C
1972.....	Credit—Machinery and equipment for Tuncbilek powerplant	35.0 ³	5.0	UC
1972 Jun.....	Credit—Soda ash plant, Mersin.....	10.5	2.0	UC
1973 Mar.....	Credit—Textile mill, Havsa.....	2.9	0.3	UC
	Total for Poland.....	60.5	19.4	
USSR				
1958 Feb.....	Road construction equipment.....	2.0	2.0	C
1958 Aug.....	Flour mill.....	0.2	0.2	C
1959 Jun.....	Textile mills.....	3.0	3.0	C
1967 Mar.....	Line of credit.....	200.0	191.7	
	Steel mill, Iskenderun (\$97.0 million)			UC
	Aluminum plant, Seydisehir (\$64.0 million)			UC
	Powerplant, Oymapinar (\$25.0 million)			
	Sulfuric acid plant, Bandirma (\$2.4 million)			C
	Petroleum refinery, Izmir (\$24.2 million)			C
	Fiberboard plant, Artvin (\$2.9 million)			C

Footnotes at end of table.

SECRET/NO FOREIGN DISSEM

Table 23

**Summary of Information on Communist Economic Credits and Grants to Less Developed Countries
in the Near East and South Asia, by Date Extended
1954-74
(Continued)**

Recipient and Donor	Projects	Million Current US \$		
		Extended	Drawn	Status ¹
TURKEY (Continued)				
USSR (Continued)				
1969 Oct.....	Credit added to Mar 1967 credit.....	120.0		
	Steel mill, Iskenderun			
1969 Oct.....	Trade credit ⁴	46.0	45.0	UC
	Steel mill, Iskenderun			
1972 Dec.....	Credit—Expansion of Iskenderun steel mill...	158.0		
	Total for USSR.....	529.2	241.9	
	Estimated minimum total for TURKEY.....	599.6	271.2	

¹ Symbols used in Table 23 have the following meanings: S—under survey, UC—under construction or being implemented, CS—construction suspended, and C—completed.

² The amount extended reflects an adjustment for downpayments.

³ Minimum estimated value.

⁴ Additional credits for these projects were extended in May 1962.

⁵ Soviet credits that have shorter repayment periods than most aid credits and which are usually for the purchase of capital goods or for assistance to small projects.

⁶ The amount extended is not known.

⁷ Credits extended to Pakistan prior to December 1971 known to have been designated for use in the eastern sector have been deducted from amounts originally extended to Pakistan and reallocated to Bangladesh.

⁸ Credit originally for \$225.0 million reduced by \$9.0 million, the amount saved during construction.

⁹ Includes \$44.4 million of credits originally extended in 1963, but incorporated in the line of credit in 1964.

¹⁰ Credit originally for \$84.0 million for delivery of 33 ships, reduced to amount delivered by 1969 because the contract is believed to have been canceled. This amount also reflects an adjustment for downpayment.

¹¹ Credit expired on 31 March 1972, reduced from original \$84 million to \$66.7 million, the amount obligated by that date.

¹² The agreement does not establish a limit to the amount of assistance. New projects may be added in the future.

¹³ The \$20 million agreement signed in 1972 is believed to include a \$10 million credit extended in 1967 for similar projects.

¹⁴ Converted from credits to grants in 1972.

¹⁵ Extended to replace \$15 million 1962 credit that expired in 1964.

Sanitized - Approved For Release : CIA-RDP79S01091A000400030001-4
Secret

Secret

Sanitized - Approved For Release : CIA-RDP79S01091A000400030001-4

Sanitized - Approved For Release : CIA-RDP79S01091A000400030001-4

COPY NO. (S)	RECIPIENT	DATE	
		SENT	RETURNED
	448-452 n & G	17 Apr 75	
25X1A9a	457-488 Mr. Vance + NR/CC - Emb 510 - State	17 Apr 75	
FOIAb3d	442 [redacted] - 5D02	18 Apr 75	
	441 [redacted] - DIA - Rm 2720		
	[redacted] - 2C4	21 Apr 75	
25X1A9a	9 [redacted] OSR/EE/P	21 Apr 75	
FOIAb3d	440 [redacted] D/TIA	2 May 75	
	[redacted] DIA - Rm 2062		
	7 3HI - B [redacted]	6 May 75	
	State Consulate General - Bangkok		
	Via Donna CRS/OSB	9 May 75	
FOIAb3d	414 [redacted] 25X1A	14 May 75	
	21 [redacted] DIA (BE4)		
	Rm 8024 - Computer Plaza	22 May 75	
FOIAb3d	4-6, 10, 11 [redacted]	22 May 75	
	Rm. 0776, A Bldg AHS		
25X1A9a	499-503 Rec'd from RC	23 May 75	
	502 [redacted]	29 May 75	7 July 75
	491 D/TIA	19 Jun 75	
	492 [redacted]	1 Jul 75	25X1A
	493 [redacted] OSB	19 Jun 75	
	3 [redacted]	23 Jul 75	
	494 [redacted] 25X1A	24 Jul 75	
	495 [redacted]	25 Jul 75	
	496 [redacted] 6G00	30 Jul 75	
	497 [redacted]	31 Jul 75	
FOIAb3d	504-513 Rec'd from RC	7 Aug 75	
25X1A9a	500 [redacted]	7 Aug 75	
	501 [redacted] ISA/PP	11 Aug 75	
	Rm. 4C761, Pent		
25X1A9a	502 DIA - Director, 4E1	14 Aug 75	
	503 [redacted] D/TIA	15 Aug 75	
25X1A9a	504 William Zwers, State	4 Sep 75	
	505 [redacted]	11 Sep 75	
25X1A9a	506 [redacted] via CRS/OSB 25X1A	24 Sep 75	
	507 [redacted] D/TIA - [redacted]	16 Oct 75	
	508 DIA/USAF 3 rd TFWIN via CRS/OSB	20 Oct 75	
	21, 512 DTA/DS/PA [redacted]	20 Oct 75	25X1A
	via CRS/OSB (Ray) J		
	H17		4 Nov. 75
	514 10 Rec from RC No 511 (222)	7 Nov. 75	
FOIAb3d	[redacted]	10 Nov. 75	
25X1A9a	509 [redacted]	13 Nov. 75	
	510 [redacted]	9 Dec 75	
	523 [redacted]		

Sanitized - Approved For Release : CIA-RDP79S01091A000400030001-4
CONTROL RECORD FOR SUPPLEMENTAL DISTRIBUTION

SERIES NUMBER		CLASSIFICATION OF REPORT	DISTRIBUTION TO RC	
ER # 75-1		SECRET/NFO	SECRET	
DATE OF DOCUMENT		NUMBER OF COPIES	NUMBER IN RC	
March 1975		700	229 211 209	
COPY NO. (S)	25X1A	RECIPIENT	DATE	
			SENT	RETURNED
522		DIA - DIN 2B2	18 Dec. 1975	
515		Rm 1C 875, Pentagon DIA/DISSEM AHS for ... Army Docs/OPS	29 Dec 75	
517		... 25X1A NSC Rm. 375 EOB	14 Jan 75	
518		... 25X1A	20 Jan 76	
417			26 Jan 76	
520			3 Feb 76	
521		... 25X1A	3 Feb 76	
519			24 Feb 76	
516, 523			Capt. William D. Fedor AF/IS/INZB Dept. of Air Force Room 4B 136, Pentagon	2 Mar 76
525-534		Rec. from RC	2 Mar 76	
524		DIA - FTC National War College via SRS/DSB	3 Mar 76	
526		...	5 Mar 76	
527			5 Mar 76	
528		... 25X1A	8 Mar 76	18 Oct 76
530, 531			2 Apr 76	
		JNR/PAF Room 4536 Dept. of State		
534		... 25X1A	17 June 76	
507		via CRS/DSB DIA	24 Jan 77	
529, 532		Destroyed	5 Feb 77	

