

The Director

ULC-77-2371/A

Executive Registry
77-1568/A



Washington, D. C. 20505

Congress
John

12 August 1977

Honorable James B. Allen
United States Senate
Washington, D.C. 20510

Dear Senator Allen:

I regret the delay in responding to your thoughtful letter to Director Turner of 2 June expressing your concern about Soviet and Cuban use of economic and military aid to penetrate and expand their influence in the Third World. I can assure you that the Director shares your concern, and also your desire to keep the American people apprised to the fullest extent possible.

Accordingly, CIA is making every effort to publish on an unclassified basis whatever figures and estimates can be released about communist aid activities without jeopardizing our sources and methods. You will appreciate that this is not always an easy task; hence the delay in this reply to you.


Our latest publication discussing communist aid to less developed countries during 1976 should be available within the next month or so, and we will be happy to send it to you as soon as we get it from the printer. In the meantime, I am sending you copies of our latest unclassified tables and figures to be included in that publication, along with our study of a year ago on communist aid in 1975.

You will note that we have provided a breakdown of communist economic aid and of the communist economic and military presence in the Third World on a country-by-country basis. Regrettably, the sensitivity of our sources precludes public release of data on the dollar value of communist military aid except in a few instances. In an effort to accommodate your request, a review has been undertaken to assess the possible damage to sources and methods from declassifying our current military aid data. Unfortunately, this is a somewhat lengthy procedure as the review must be done on a case-by-case basis.

(EXECUTIVE REGISTRY FILE

Congress

While awaiting the results of that review, I hope the data we are able to furnish you at this time will assist your efforts to keep abreast of communist activities in these very important areas.



John F. Blake
Acting Director

STAT

Enclosures
As Stated

Distribution:

- Original - Addressee
- 1 - DCI
- 1 - Acting DDCI
- 1 - ER
- 1 - D/DCI/IC
- 1 - DDI
- 1 - D/DCI/NI

UNCLASSIFIED

Table 1

Communist Economic Aid to Less Developed Countries, Extensions and Drawings

Million US \$

	<u>Total</u>		<u>USSR</u>		<u>Eastern Europe</u>		<u>China</u>	
	<u>Extended</u>	<u>Drawn</u>	<u>Extended</u>	<u>Drawn</u>	<u>Extended</u>	<u>Drawn</u>	<u>Extended</u>	<u>Drawn</u>
<u>Total</u>	<u>22,197</u>	<u>10,710</u>	<u>11,769</u>	<u>6,560</u>	<u>6,475</u>	<u>2,200</u>	<u>3,953</u>	<u>1,950</u>
1954-66	7,985	3,165	5,065	2,245	2,013	565	907	355
1967-76	14,212	7,545	6,704	4,315	4,462	1,635	3,046	1,595
1967	473	525	291	310	132	115	50	100
1968	638	505	379	310	205	125	54	70
1969	933	525	494	355	426	100	13	70
1970	1,122	585	198	385	196	130	728	70
1971	2,171	795	1,125	440	484	165	562	190
1972	2,188	825	802	430	828	140	558	255
1973	1,573	895	661	490	484	175	428	230
1974	1,641	1,115	580	690	789	185	272	240
1975	1,994	825	1,299	485	422	200	273	140
1976	1,479	950	875	420	496	300	108	230

UNCLASSIFIED

UNCLASSIFIED

Table 2

Communist Military Relations with Less Developed Countries

	Million US \$							
	Total		USSR		Eastern Europe		China	
	Agreements Concluded	Deliver- ies	Agreements Concluded	Deliver- ies	Agreements Concluded	Deliver- ies	Agreements Concluded	Deliver- ies
<u>Total</u>	<u>23,525</u>	<u>19,470</u>	<u>20,875</u>	<u>17,215</u>	<u>1,950</u>	<u>1,655</u>	<u>700</u>	<u>600</u>
1955-66	5,350	4,300	4,500	3,575	675	625	175	100
1967-75	18,175	15,170	16,375	13,640	1,275	1,030	525	500
1967	675	550	525	500	100	25	50	25
1968	575	600	500	500	50	75	25	25
1969	475	525	350	450	125	50	Neq1.	25
1970	1,275	1,100	1,150	1,000	50	75	75	25
1971	1,800	1,000	1,600	850	125	75	75	75
1972	1,725	1,360	1,500	1,205	150	70	75	85
1973	2,950	3,200	2,800	3,010	125	120	25	70
1974	3,900	2,400	3,500	2,250	325	130	75	20
1975	2,175	1,965	2,000	1,685	150	210	25	70
1976	2,625	2,470	2,450	2,190	75	200	100	30

UNCLASSIFIED

UNCLASSIFIED

Table 3

Soviet Military Deliveries to Less Developed Countries
1975 and 1976

	<u>Million US \$</u>	
	<u>1975</u>	<u>1976</u>
Total..	<u>1,685</u>	<u>2,190</u>
Africa	600	1,070
Latin America	55	80
Near East	850	830
South Asia	180	210

UNCLASSIFIED

Military Personnel from the Less Developed Countries Trained in Communist Countries¹

	Departures to Communist Countries 1955-76			
	Total	USSR	Eastern Europe	China
<u>Total</u>	<u>47,225</u>	<u>39,950</u>	<u>4,375</u>	<u>2,900</u>
Africa	14,075	10,775	775	2,525
Algeria	2,250	2,025	200	25
Benin	25	25
Burundi	75	75
Cameroon	75	75
Chad	75	75
Congo	825	325	75	425
Equatorial Guinea	200	200
Ghana	175	175
Guinea	1,250	850	50	350
Guinea-Bissau	100	100
Libya	1,125	1,100	25	..
Mali	250	200	Negl	50
Morocco	150	75	75	..
Mozambique	375	300	25	50
Nigeria	525	500	25	..
Sierra Leone	150	150
Somalia	2,500	2,400	75	25
Sudan	525	300	25	200
Tanzania	2,350	1,325	Negl	1,025
Togo	50	50
Uganda	900	700	200	..
Zaire	75	75
Zambia	50	25	..	25
East Asia	9,275	7,575	1,700	..
Cambodia	25	25
Indonesia	9,250	7,550	1,700	..
Latin America	550	550
Peru	550	550
Middle East and South Asia	23,325	21,050	1,900	375
Afghanistan	3,975	3,725	250	..
Bangladesh	450	450
Egypt	6,250	5,675	575	..
India	2,250	2,175	75	..
Iran	325	325
Iraq	3,600	3,250	350	..
North Yemen	1,100	1,100

UNCLASSIFIED

Table 4
 Approved For Release 2004/03/17 : CIA-RDP80M00165A001800040018-3

Military Personnel from the Less Developed Countries Trained in Communist Countries
 Continued

	Total	USSR	Eastern Europe	China
Pakistan	425	50	..	375
South Yemen	800	775	25	..
Sri Lanka	Negl.	Negl.	..	Negl.
Syria	4,150	3,525	625	..

¹ Rounded to the nearest twenty-five persons. Data refer to the number of persons departing for or in training but not necessarily completing training.

UNCLASSIFIED

UNCLASSIFIED
Table 5Communist Military Technicians in Less Developed Countries
1975 and 1976

	1976			1975		
	Total	USSR and East Europe	Cuba	Total	USSR and East Europe	Cuba
<u>Total</u>	<u>20,730</u>	<u>9,080</u>	<u>11,650</u>	<u>8,980</u>	<u>8,220</u>	<u>760</u>
<u>Africa</u>	<u>15,050</u>	<u>3,900</u>	<u>11,150</u>	<u>3,185</u>	<u>2,575</u>	<u>610</u>
of which:						
Angola	10,500	500	10,000	(10,200) ²	(200)	(10,000)
Equatorial Guinea	125	25	100	130	30	100
Guinea	375	75	300	400	100	300
Guinea-Bissau	75	50	25	50	50	..
Libya	800	800	..	350	350	..
Mozambique	400	50	350	75	25	50
Somalia	1,100	1,000	100	1,050	1,000	50
Sudan	90	90	..	80	80	..
Uganda	300	300	..	100	100	..
<u>Latin America</u>	<u>30</u>	<u>30</u>	<u>..</u>	<u>35</u>	<u>35</u>	<u>..</u>
Peru	30	30	..	35	35	..
<u>Near East & South Asia</u>	<u>5,650</u>	<u>5,150</u>	<u>500</u>	<u>5,760</u>	<u>5,610</u>	<u>150</u>
of which:						
Afghanistan	350	350	..	350	350	..
India	300	300	..	300	300	..
Iran	120	120	..	75	75	..
Iraq	1,000	1,000	..	1,000	1,000	..
Syria	2,500	2,500	..	2,000	2,000	..

¹ Minimum estimates of the number present for one month or more. Numbers are rounded to the nearest five.² Data on Communist technicians in Angola were excluded from 1975 totals because Angola was not an established government in 1975.

UNCLASSIFIED

Table 6
Communist Economic Technicians in Less Developed Countries,
by Country, 1976

	<u>Total</u>	<u>USSR and Eastern Europe</u>	<u>China</u>	<u>Cuba</u>
<u>TOTAL</u>	<u>70,145</u>	<u>45,345</u>	<u>20,415</u>	<u>4,385</u>
<u>Africa</u>	<u>49,340</u>	<u>27,320</u>	<u>17,915</u>	<u>4,105</u>
Algeria	6,835	6,625	200	10
Angola	3,525	525	..	3,000
Ethiopia	250	150	100	..
Ghana	175	50	125	..
Guinea	950	550	400	..
Kenya	30	25	5	..
Libya	10,000	10,000
Mali	650	300	350	..
Mauritania	250	50	200	..
Nigeria	300	200	100	..
Somalia	3,500	1,500	2,000	..
Sudan	850	50	800	..
Tanzania	1,350	150	1,000	200
Tunisia	475	400	75	..
Uganda	175	75	100	..
Zambia	5,925	225	5,700	..
Other	14,100	6,445	6,760	895
<u>East Asia</u>	<u>105</u>	<u>65</u>	<u>40</u>	<u>..</u>
Burma	65	25	40	..
Indonesia	15	15
Other	25	25
<u>Latin America</u>	<u>1,135</u>	<u>750</u>	<u>105</u>	<u>280</u>
Bolivia	50	50
Peru	315	300	15	..
Jamaica	280	280
Other	490	400	90	..
<u>Middle East and South Asia</u>	<u>19,565</u>	<u>17,210</u>	<u>2,355</u>	<u>N.A.</u>
Afghanistan	1,125	1,000	125	..
Bangladesh	225	225
Egypt	1,725	1,700	25	..
India	1,500	1,500
Iran	3,500	3,500
Iraq	5,300	4,900	400	..
Malta	400	..	400	..

UNCLASSIFIED

Table 6
 Communist Economic Technicians in Less Developed Countries,
 by Country, 1976
 (Cont.)

	<u>Total</u>	<u>USSR and Eastern Europe</u>	<u>China</u>	<u>Cuba</u>
Nepal	275	25	250	..
North Yemen	600	200	400	..
Pakistan	500	300	200	..
South Yemen	800	400	400	..
Sri Lanka	150	50	100	..
Syria	1,650	1,600	50	..
Turkey	450	450
Other	1,365	1,360	5	..

1. Rounded to the nearest five. Data are minimum estimates of the number of persons present for one month or more.

UNCLASSIFIED

Table 7
Communist Economic Credits and Grants Extended to Less Developed Countries
1954-76 and years 1975 and 1976 a/

Million US \$

	1954-1976				1975				1976			
	Total	USSR	Eastern Europe	China	Total	USSR	Eastern Europe	China	Total	USSR	Eastern Europe	China
Total	22,197	11,769	6,475	3,953	1,994	1,299	422	273	1,479	875	496	108
<u>Africa</u>	5,249	1,800	1,249	2,200	444	67	195	182	504	371	76	57
Algeria	1,331	715	524	92	183	..	183	..	290	290
Angola	20/	10 ^{b/}	10	20 ^{b/}	10 ^{b/}	10 ^{b/}	..
Benin	49	5	c/	44	c/	..	c/
Botswana	c/	c/	c/	c/
Burundi	20	20
Cameroon	79	8	..	71
Cape Verde Is.	c/	c/	c/	..c/
C.A.E.	6	2	..	4
Chad	52	2	..	50	1	1
Comoro Islandsc/	c/
Congo	42	14	3	25
Eq. Guinea	1	1
Ethiopia	209	105	19	85	4	2	2	..	1	1
Gambia	17	17	17	17
Ghana	237	93	102	42
Guinea	383	201	105	77
Guinea (B)	31	14	..	17	18	1	..	17	13	13
Kenya	66	48	..	18
Madagascar	66	66	55	55
Mali	177	86	23	68	2	2
Mauritania	90	5	..	85
Mauritius	35	35
Morocco	180	98	50	32	32	32	c/	c/
Mozambique	63	3	1	59	59	59	4	3	1	..
Niger	53	2	..	51
Nigeria	50	7	43
Rwanda	23	1	..	22
Sao Tome/Principe	c ^x	c/	..	c/	c/	c/	c/	c/
Senegal	93	9	35	49	35	..	35	..
Sierra Leone	58	28	..	30
Somalia	292	154	5	133	63	63
Sudan	299	64	153	82

UNCLASSIFIED

UNCLASSIFIED
 Table 7
 Communist Economic Credits and Grants Extended to Less Developed Countries
 1954-76 and years 1975 and 1976 a/
 (cont.)

Million US \$

	1954-1976				1975				1976			
	Total	USSR	Eastern Europe	China	Total	USSR	Eastern Europe	China	Total	USSR	Eastern Europe	China
Tanzania	392	20	13	359	28	28
Togo	45	45
Tunisia	235	82	113	40	10	..	10	..	85	55	30	..
Uganda	31	16	..	15
Upper Volta	61	1	..	60
Zaire	100	100
Zambia	363	6	50	307	28	28
<u>Europe</u>	<u>45</u>	<u>..</u>	<u>..</u>	<u>45</u>	<u>..</u>	<u>..</u>	<u>..</u>	<u>..</u>	<u>..</u>	<u>..</u>	<u>..</u>	<u>..</u>
Malta	45	45
<u>East Asia</u>	<u>809</u>	<u>156</u>	<u>346</u>	<u>307</u>	<u>37</u>	<u>1</u>	<u>35</u>	<u>1</u>	<u>5</u>	<u>..</u>	<u>5</u>	<u>..</u>
Burma	126	16	26	84
Cambodia	134	25	17	92
Indonesia	482	114	263	105
Laos	31	1	4	26	6	1	4	1
Philippines	36	..	36	..	31	..	31	..	5	..	5	..
Western Samoa	c/	c/	c/	c/
<u>Latin America</u>	<u>2044</u>	<u>655</u>	<u>1236</u>	<u>153</u>	<u>217</u>	<u>53</u>	<u>154</u>	<u>10</u>	<u>156</u>	<u>c/</u>	<u>155</u>	<u>1</u>
Argentina	537	245	292
Bolivia	62	31	31	N.A. c/	N.A. c/	N.A. c/	..
Brazil	560	83	477	..	203	53	150	..	100	..	100	..
Chile	423	238	120	65
Colombia	65	10	55	50	..	50	..
Costa Rica	2	..	2	N.A. c/	..	N.A. c/	..
Ecuador	19	..	19	..	4	..	4
Guyana	36	36	10	10
Jamaica	10	10	1	1

UNCLASSIFIED

Approved For Release 2004/03/17 : CIA-RDP80M00165A001800040018-3

UNCLASSIFIED
 Table 7
 Communist Economic Credits and Grants Extended to Less Developed Countries
 1954-76 and Years 1975 and 1976 ^{a/}
 (Cont.)

Million US \$

	1954-1976				1975				1976			
	Total	USSR	Eastern Europe	China	Total	USSR	Eastern Europe	China	Total	USSR	Eastern Europe	China
Mexico	c/	c/	c/	c/	c/	c/	..
Peru	269	28	199	42	5	..	5	..
Uruguay	51	20	31	c/	c/
Venezuela	10	..	10
<u>Near East and South Asia</u>	<u>13,750</u>	<u>8,878</u>	<u>3,644</u>	<u>1,228</u>	<u>1,296</u>	<u>1,178</u>	<u>38</u>	<u>80</u>	<u>514</u>	<u>224</u>	<u>260</u>	<u>30</u>
Afghanistan	1,364	1,251	40	73	425	425
Bangladesh	413	300	102	11	56	46	10	..	5	..	5	..
Cyprus	5	..	5
Egypt	2,230	1,300	796	134	25	..	25
Greece	84	84
India	2,430	1,943	487	45	..	45	..
Iran	1,333	750	583	150	150
Iraq	1,163	699	419	45
Lebanon	9	..	9
Nepal	199	20	..	179	80	80	c/	c/
Pakistan	1,141	652	84	405	10	..	10	..
Sri Lanka	326	95	73	158	57	57	3	3
Syria	1,306	467	778	61	50	50
Turkey	1,410	1,180	230	..	653	650	3	..	200	..	200	..
Yemen (A)	116	39	21	56	24	24
Yemen (S)	221	98	17	106	27	27
<u>Undistributed</u>	<u>300</u>	<u>280</u>	<u>..</u>	<u>20</u>	<u>..</u>	<u>..</u>	<u>..</u>	<u>..</u>	<u>300</u>	<u>280</u>	<u>..</u>	<u>20</u>

(a) Data are preliminary.

(b) Estimate.

(c) Economic cooperation agreement signed, but information on the amount of aid extended (if any) is not available.

UNCLASSIFIED



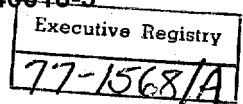
*Communist Aid to Less Developed Countries
of the Free World, 1975*

ER 76-10372U
July 1976

The Director



Washington, D.C. 20505



OLC 77-2371/a

Honorable James B. Allen
United States Senate
Washington, D. C. 20510

Dear Senator Allen:

Thank you for your letter of 2 June expressing your concern over Soviet and Cuban use of economic and military aid to penetrate and expand their influence in the Third World. I share your concern over this activity and also your desire to keep the American people apprised to the fullest extent possible.

Accordingly, CIA is making every effort to publish on an unclassified basis whatever figures and estimates can be released about communist aid activities without jeopardizing our sources and methods. Our latest publication discussing communist aid to less developed countries during 1976 should be available within the next month or so, and I shall be happy to send it to you as soon as we get it from the printer. In the meantime, I am sending you copies of our latest unclassified tables and figures to be included in that publication, along with our study of a year ago on communist aid in 1975.

You will note that we have provided a breakdown of communist economic aid and of the communist economic and military presence in the Third World on a country-by-country basis. Regrettably, the sensitivity of our sources precludes public release of data on the dollar value of communist military aid except in a few instances. In an effort to accommodate your request, I have ordered that a review be undertaken to assess the possible damage to sources and methods from declassifying our current military aid data. Unfortunately, this is a somewhat lengthy procedure as the review must be done on a case-by-case basis.

While awaiting the results of that review, I hope the data we are able to furnish you at this time will assist your efforts to keep abreast of communist activities in these very important areas.

Yours sincerely,

STANSFIELD TURNER

Enclosures

LETTER TO: Honorable James B. Allen
United States Senate

FROM : Director of Central Intelligence Agency

DATE :

OLC 77-2371/a

OLC/CM/kjs (21 July 1977)

Distribution:

Orig - Addee

1 - DCI

1 - A/DDCI

1 - ER

1 - OLC Chrono

1 - OLC Subject

1 - DDE

EXECUTIVE SECRETARIAT

Routing Slip

N DCI

TO:		ACTION	INFO	DATE	INITIAL
1	DCI	<i>[Signature]</i>		13 JUN 1977	
2	DDCI				
3	D/DCI/IC				
4	DDS&T				
5	DDI				
6	DDA				
7	DDO				
8	D/DCI/NI				
9	GC				
10	LC				
11	IG				
12	Compt				
13	D/Pers				
14	D/S				
15	DTR				
16	A/DCI/PA				
17	AO/DCI				
18	C/IPS				
19	DCI/SS				
20					
21					
22					
SUSPENSE		Date			

Remarks: Letter dated 2 June received 8 June. Please prepare response for DCI signature, via DDCI.

*Swends responsible
me - Swends know answer -
we will be able to
control source*

Executive Secretary

JAMES O. EASTLAND, MISS., CHAIRMAN

JOHN L. MCCLELLAN, ARK.
EDWARD M. KENNEDY, MASS.
BIRCH BAYH, IND.
ROBERT C. BYRD, W. VA.
JAMES ABOUREZK, S. DAK.
JAMES B. ALLEN, ALA.
JOSEPH R. BIDEN, JR., DEL.
JOHN C. CULVER, IOWA
HOWARD M. METZENBAUM, OHIO
DENNIS DE CONCINI, ARIZ.

Approved For Release 2004/03/17 : CIA-RDP80M00165A001800040018-3

Executive Registry
99-1568

United States Senate

COMMITTEE ON THE JUDICIARY
WASHINGTON, D.C. 20510

FRANCIS C. ROSENBERGER
CHIEF COUNSEL AND STAFF DIRECTOR

June 2, 1977

From SEN. ALLEN

Hon. Stansfield Turner
Director
Central Intelligence Agency
Washington, D. C. 20505

Dear Admiral Turner:

As you know, recent developments in southern Africa, particularly Angola, have been of great concern to Congress and the American people. One very troubling aspect of these developments has been Soviet and Cuban involvement. It appears that the Soviet Union is placing greater emphasis on the Third World. It also appears that the primary instruments being utilized by the Soviet Union for influence and penetration are economic aid, military aid, economic and military advisers, and--in some instances such as Angola, Mozambique, Guinea-Bissau, and Ethiopia--Cuban combat troops.

Since I feel that it is important that the American people be appraised of Soviet activity in the Third World, it would be helpful if we were better informed on the scope and direction of Soviet interests in the Third World. One important way of doing this is to be kept abreast of where the Soviet Union is investing its economic and military aid. My office, via the Congressional Research Service, has been in contact with your Agency concerning such figures. To date, I have been able to obtain Soviet economic aid figures current to 1976. However, we have been told by the Office of Legislative Affairs that military aid figures after 1974 are classified and thus cannot be released. Although I have been briefed personally on this subject by members of your staff, I feel that such figures, if made public, would enable both Congress and the American people to better assess Soviet intentions in the Third World and, if necessary, to ascertain a suitable response. Therefore, if you could please provide me with the following information--on an unclassified basis--it would be greatly appreciated:

1. The dollar value of Soviet military aid to the Third World on a country-by-country basis for the years 1975 and 1976;
2. The number of Soviet economic and military advisers in the Third World on a country-by-country basis for the years 1975 and 1976; and


Hon. Stansfield Turner
page 2
June 2, 1977

3. The number of Cuban military and economic "advisers" in the Third World on a country-by-country basis for the years 1975 and 1976.

Your cooperation in this matter is greatly appreciated.

With kindest regards, I am

Very truly yours,


James B. Allen

JBA/qmc

JUN 8 4 44 PM '77

ER

UNCLASSIFIED

Approved For Release 2004/03/17 : CIA-RDP80M00165A001800040018-3

SUBJECT: (Optional)

Reply to Senator James B. Allen's letter of 2 June 1977

FROM: OLC

EXTENSION

NO.

DATE 12 AUG

TO: (Officer designation, room number, and building)

DATE RECEIVED FORWARDED

OFFICER'S INITIALS

COMMENTS (Number each comment to show from whom to whom. Draw a line across column after each comment.)

1. Exec. Secretary

12 Aug 12 Aug

[Handwritten initials]

Attached is the revised response to Senator Allen per your request. The letter has also been revised to reflect that Mr. Blake will sign it vice the DCI.

2.

" "

[Handwritten initials]

3.

12 AUG 1977

[Handwritten initials]

2-3: This response to a Congressional request for unclassified data on Communist foreign assistance is as responsive as we can make it, and the cover letter does a good job of explaining our problem.

You should review the history (left side of folder) before signing.

FORM 3-62

610 USE PREVIOUS EDITIONS

SECRET

CONFIDENTIAL

INTERNAL USE ONLY

UNCLASSIFIED