

INFORMATION REPORT INFORMATION REPORT

CENTRAL INTELLIGENCE AGENCY

This material contains information affecting the National Defense of the United States within the meaning of the Espionage Laws, Title 18, U.S.C. Secs. 793 and 794, the transmission or revelation of which in any manner to an unauthorized person is prohibited by law.

CONFIDENTIAL


25X1

COUNTRY	Czechoslovakia	REPORT	
SUBJECT	Chemical Warfare Equipment and Training	DATE DISTR.	28 January 1957
		NO. PAGES	1
		REQUIREMENT NO.	RD
DATE OF INFO.		REFERENCES	
PLACE & DATE ACQ.			

25X1

SOURCE EVALUATIONS ARE DEFINITIVE. APPRAISAL OF CONTENT IS TENTATIVE.

25X1



1. [redacted] a report on chemical warfare equipment and training in the Czechoslovak Armed Forces. Equipment described includes both individual and organizational chemical warfare protective and decontamination equipment, gas detection device, portable and stationary flamethrowers, smoke munitions, and a chemical filling apparatus. [redacted]

25X1

25X1

2. [redacted]

ARMY review completed.

25

CONFIDENTIAL

STATE	#X	ARMY	#X	NAVY	X	AIR	#X	FBI		AEC					
-------	----	------	----	------	---	-----	----	-----	--	-----	--	--	--	--	--

25X1

Page Denied

CONFIDENTIAL

TABLE OF CONTENTS

25X1

<u>Item</u>	<u>Page No.</u>
Introduction	3
A. CZECHOSLOVAK AND SOVIET CHEMICAL EQUIPMENT	
1. Individual Protective Equipment	3
a. Gas Mask	3
b. Oxygen Breathing Apparatus	4
c. Light Anti-Chemical Protective Suit	4
d. Heavy Anti-Chemical Protective Suit	4
e. Protective Capes	5
f. Individual Anti-Chemical Contamination Suit	5
g. Gas Detection Kit	5
2. Organizational Chemical Equipment	7
a. Decontamination Equipment	7
b. Flamethrowers	9
c. Smoke Munitions	9
B. MISCELLANEOUS CHEMICAL UNIT ORGANIZATIONAL DATA	
1. Chemical Decontamination Company	11
a. The First Platoon	11
b. The Second Platoon	11
c. The Third Platoon	11
d. The Separate Personal Decontamination Squad	11
2. Separate Stationary Flamethrower Platoon	11
3. Separate Mobile Flamethrower Platoon	12
4. Separate Smoke Platoon	12
C. MISCELLANEOUS CZECH GAS WARFARE DOCTRINE	
1. Types of Chemical Agents	12
2. Agent Identification Training Data	13
3. Chemical Shell Identification	13
4. Procedure After Gas Attack	13
5. Other Anti-Chemical Decontamination Procedures	13
6. Miscellaneous First Aid Protection Data	14
7. Gas Chamber Exercises and Alerts	14
Annex A: Stationary Flamethrower	16
Annex B: Smoke-Filling Line	17

CONFIDENTIAL

CONFIDENTIAL

3

25X1

CZECHOSLOVAK CHEMICAL WARFARE EQUIPMENT AND TRAINING

Introduction

This report outlines the information [redacted] concerning certain items of Czechoslovak chemical warfare equipment, and to a lesser extent procedures [redacted] during a military training course of approximately four years [redacted] at the High Chemical School in PRAGUE [redacted]. The course was taught by regular Czechoslovak Army Chemical Service personnel, mostly officers.

25X1

25X1

25X1

His chemical instruction was in two parts: (1) Eight hours weekly of instruction during normal college year for 3½ years [redacted] and (2) Practical field work during the second summer camp at the end of the last year of school instruction.

25X1

[redacted]

25X1

Protective equipment [redacted] included an unidentified light and an unidentified heavy anti-chemical protective suit, an alleged new unidentified Czechoslovak mask, an alleged Soviet shlem-R mask, protective capes, an individual decontamination kit, and an unidentified detection kit, the DK-1, RDP-4S, Komora-Domek, Komora-Jama and Bucelnik-BU-3 decontamination units, several decontamination trucks, flame-throwers, smoke pots and sprayers.

[redacted] some theoretical information on four types of Czechoslovak units: a Decontamination Company, Portable and Stationary Flame-Thrower Platoons and a Smoke Platoon.

25X1

A. CZECHOSLOVAK AND SOVIET CHEMICAL EQUIPMENT

1. Individual Protective Equipment

a. Gas Mask

At school [redacted] group was issued an old standard German WW II type mask for use during the entire training period of the course [redacted]. The mask was carried in a metal container. The group was instructed that this mask would offer protection against all known war gases and that the canister was good for six hours.

25X1

25X1

25X1

Inside the lid of the carrier were two pairs of celluloid eyepiece inserts which were used for anti-fogging purposes when wearing the mask. One set was inserted in the eyepieces of the mask when the mask was issued and the other set was carried as a spare.

CONFIDENTIAL

25X1

CONFIDENTIAL

4

[redacted] the instructor told the class that a new unidentified mask was being manufactured at an unspecified place. It was allegedly being developed from a pre-WW II Czechoslovak mask. The instructor stated that it would consist of a facepiece, hose, and canister. No further information.

25X1

[redacted] the instructor discussed briefly two types of Soviet masks, a Shlem-I and a Shlem-R. The instructor displayed the Shlem-I but did not have a Shlem-R mask. The instructor stated that the difference between the two Shlem masks was that the Shlem-R had a cylindrical canister similar to the canister on the standard WW II German mask.

25X1

b. Oxygen Breathing Apparatus

[redacted] class was shown an oxygen breathing apparatus which they were told could be used for protection against toxic agents when the air did not contain enough oxygen. This apparatus consisted of a metal box which contained a breathing bag, an oxygen container, and a thin rubber bag containing Calcium Chloride and Calcium Hydroxide ($\text{CaCl}_2 + \text{Ca}(\text{OH})_2$) and a hose. There was no facepiece with this apparatus. [redacted] to use the apparatus the facepiece from [redacted] standard issue German WW II mask was used, with the hose and canister removed. [redacted] something had to be removed from inside the facepiece of the mask.

25X1

25X1

25X1

25X1

To operate the apparatus, the hose extending out of the metal container was screwed into the facepiece, and a valve in the metal container was turned on. [redacted] the instructor showed and explained this apparatus for about ten minutes only and there were no practical demonstrations held. Instructions located inside the container of this apparatus were in German. No further information.

25X1

25X1

c. Light Anti-Chemical Protective Suit

[redacted] suit which consisted of high boots and gloves. The boots were of gray rubber with impregnated linen on the inside. They were reinforced with about one inch of very heavy rubber at the soles and fit to the crotch. Two pieces of string were attached to the top of each boot. The string was criss-cross-laced down to the knee and tied. The gloves were of black, rubber-impregnated cloth material. They were two fingered (thumb and forefinger). After adjusting the gloves, a string attached to each glove was tied and put around the man's neck to prevent the gloves from falling off while he was working and to allow the wearer to shake the gloves off after using without touching them. This suit was folded and was carried in a thin rubber bag slung across the shoulder. Gloves and boots were to be discarded after using if contaminated. Boots and gloves came in one size only. [redacted] these items were to be carried by unidentified chemical reconnaissance squads only. There were no markings on the boots or gloves. No further information was given on the using units or the basis of issue of this item.

25X1

25X1

d. Heavy Anti-Chemical Protective Suit

[redacted] during regular classes and on one occasion in summer camp wore an unidentified heavy anti-chemical suit. This suit consisted of a one-piece coverall type rubber suit with an integral hood. The suit was greenish in color and approximately one-half centimeter thick. It had two rows of buttons with approximately ten buttons in each row. The flap from right to left was buttoned first, then buttoned left to right. A pair of heavy rubber boots with cloth finish on the inside were worn with the suit. The boots fit very tightly

25X1

CONFIDENTIAL

CONFIDENTIAL

5

25X1

around the calf of the leg and were worn inside the leg of the suit. The gloves were of black rubber and five fingered. When worn they extended approximately two inches above the elbow and outside the sleeve of the suit. Only underwear was worn under this suit which was uncomfortable. The suit could be worn about three hours in the winter and about fifteen to thirty minutes in the summer. The suit was carried in the DK-1 chemical decontamination unit. [redacted] group was told this suit was also to be worn by unidentified decontamination troops only but no further information was given on these units or the basis of issue of the suit. There were no markings on the suit, gloves, or boots. The suit was decontaminated after use by washing with a bleach slurry and rinsed with water.

25X1

e. Protective Capes

During his course, [redacted] group had seen and trained with two types of anti-chemical protective capes.

25X1

[redacted] a protective cape which the instructor told [redacted] was a WW II German protective cape. It was made of a brownish paper and slightly transparent. It could be folded accordion style into a small package. One end and one side were open. It had to be held closed in windy weather. It was to be used against liquid spray. The cape was carried clipped to the chest and was discarded after use. [redacted] it was an item of standard equipment for all Czechoslovak soldiers. There were no markings on the cape.

25X1
25X1

[redacted] a Czechoslovak manufactured cape started replacing the German cape [redacted]. It is called "Ochranna Plastenka" (Protective Cape) and was translucent. The surface of this cape was very slick. The cape had a hood which was snap-fastened under the chin. On one bottom corner was a stamped cross-swords [redacted]

25X1

25X1

f. Individual Anti-Chemical Decontamination Kit

[redacted] group received training and instruction on a kit called "Individualni protichemicky balicek" (Individual Protective Chemical Kit). They were told this kit was of WW II German origin. The kit consisted of a metal flask 10 cm high with a cross-section of 6 x 2 cm. The flask was filled with a Hypochlorine solution. A cover over the top of the flask contained four or six cotton swabs. Three glass ampoules were in [redacted] kit. [redacted] if difficulty in breathing developed while wearing a gas mask, one of these ampoules could be broken and inserted into the facepiece of the mask and would stimulate breathing. [redacted] the odor was similar to ammonia. [redacted] some men had these ampoules in their kit and others did not. A pair of celluloid goggles were in the kit to be worn if the eyes became irritated when passing through screening smokes. The eyepieces of the goggles were rimmed with a strip of black cloth. The eyepieces fitted snugly to the face. A one-piece elastic band with about a two-inch rubber strip in the back held goggles to the face. No instruction was given on the basis of issue for the kit.

25X1

25X1

25X1

25X1

g. Gas Detection Kit

[redacted] group had some instruction on an unidentified gas detection kit which consisted of an air sampling pump, and a metal box 10 x 4 x 15 cm containing glass gas detection tubes approximately eight centimeters long and five centimeters in diameter. [redacted] there were 18 tubes in the box. Attached under the lid of the box was a color key. The box was carried on the belt.

25X1

25X1

CONFIDENTIAL

25X1

CONFIDENTIAL
6

The air sampling pump was metal and dark green in color. [redacted] the pump was a German model (not specified whether WW II German or of modern manufacture but it did have unremembered German language instructions). The pump was approximately nine inches long and one and one-half inches in diameter. Built in one end of the pump was a battery-operated flashlight. At the end opposite the flashlight was an intake hole approximately eight millimeters in diameter made to receive a glass testing tube. Around this intake hole were eight other holes, each approximately five millimeters in diameter. Centered in each of the eight holes was a steel pin which protruded upward and reached slightly below the edge of the opening. One pin was pointed but the other seven were blunt. Black, green and yellow stripes on the side of the pump were horizontal with each hole containing a blunt edged pin. Stripes were approximately one-half inch long and one-sixteenth of an inch wide.

25X1

[redacted] The pump had a metal clip along its side so it could be carried clipped to the equipment carrying strap on the chest.

25X1

The tubes carried in the metal box were closed at both ends. A colored stripe or stripes were painted between the silica gel pad and the reagent end of the tube. [redacted] the stripe or stripes were either black, green, or yellow. Inside and on one end of each tube was a small compartment or vial of an unidentified liquid reagent.

25X1

[redacted] to make a test for gas, a tube was to be selected and the end opposite the reagent was pierced using the cone-shaped pin located in a hole located on the pump. Next, the tube was pierced at the reagent end of the pin located in the hole with the color scheme corresponding to the color scheme on the tube. The breaking of the reagent compartment or vial allowed the reagent to run into the silica gel pad. The tube was then considered to be ready for a test.

25X1

To make the test, the tube with the reagent end first would be inserted into the center hole (intake) of the pump and the operator would start pumping the pump handle, taking at least twenty strokes to draw air through the glass tube.

A positive test for a gas resulted in a color change in the silica gel pad. [redacted]

25X1

[redacted] while wearing the WW II gas mask, made the test against smoke emitted by a smoke pot (the same smoke pot which was used for gas chamber exercises). [redacted] unspecified chemical reconnaissance troops would also carry an unidentified detection powder and detection papers. The powder was yellow and would turn to red if it came in contact with yperite (mustard) or lewisite.

25X1

(The detection paper carried had the manufacturer's mark LACHEMA (located in BRNO). This trademark was on the cover of the book containing approximately 25 sheets of this detection paper. Each of these 25 sheets was perforated to form four separate pieces.)

No information was given on the using units or basis of issue for this kit.

CONFIDENTIAL

2. Organizational Chemical Equipment

a. Decontamination Equipment

(1) DK-1 Decontamination Unit

During regular school sessions and also during summer camps, [redacted] group had instruction on and saw demonstrated a unit described as the DK-1 decontamination unit. It was used to draw decontamination solution from the tank (in this instance from a 300-500 liter tank mounted on an RN truck) mounted on the chemical service truck by use of a hand pump and distributed it through sprayer-type hoses. The unit contained a hand pump with hose attached which had a filter on the end and was inserted into an outlet valve on the tank, two discharge hoses 10 meters in length with spray nozzles on the end, and three additional hoses five meters in length with spray nozzles on the end. Each kit also had two more lengths of hose, each 2½ m long, eight rubber aprons (laboratory type), eight one-piece rubber protective suits, heavy anti-chemical previously described, and various other spare parts and tools. This equipment was carried in a large wooden box approximately 105 cm long, 90 cm wide and 70 cm high. In demonstrations [redacted] the set used to decontaminate an unspecified number of items of equipment and vehicles simultaneously. The two 10 m hoses were used to decontaminate trucks, tanks and artillery pieces. The five-meter hoses were used to decontaminate rifles, machine guns, and optical equipment. Two rifle racks were set up. Approximately ten rifles per rack were decontaminated at a time using two five-meter hoses. Three tables were set up for decontamination of machine guns and optical equipment. Two five-meter hoses were used for machine guns and the remaining two for the optical equipment. A sufficient number of metal trays were used to lay the spray nozzle end of hoses in to prevent dirt getting in them. [redacted] group was told that this unit should be readied for operation within ten minutes. No instruction was given on the using unit, amount of processing, or basis of issue.

25X1

25X1

25X1

(2) RDP-4 S Decontamination Unit ³.

During regular school sessions and also during summer camp [redacted] group had instruction on and saw demonstrated a unit described as the RDP-4 S. This was a man-packed spray apparatus used for decontamination of vehicles and equipment. [redacted] that it was Soviet. The standard filling for the apparatus was bleach slurry. [redacted] the Soviets had a decontaminant SO_2CL_2 (called DZ by the Soviets) for use in RDP-4, used in connection with a ten percent solution of CCL_4 . [redacted] two RDP-4's on a chemical service truck at camp.

25X1

25X1

25X1

25X1

(3) "Komora-Domek" Decontamination Unit

[redacted] group was instructed on and shown a unit called the "Komora-Domek" which, the group was told, was a Soviet-developed unit. Two such units were carried on a regular RN truck. Each unit consisted of a pre-fabricated wooden shed with wall sections three meters high and three meters wide with the roof in two sections, forming a gable when the shed parts were taken off the truck and put together. The shed was erected over a previously dug 3 x 3 x 2 m hole in the ground. The shed walls were joined by hooks at the corners. There was a doorway in one wall-section. Across the top of each wall-section were clotheshooks. Sixty overcoats and 100 uniforms could be hung on the hooks for decontamination at one time. Instructors called this the hot air method of decontamination of uniform articles contaminated with yperite and lewisite. Six hours were required for yperite-contaminated articles and four hours

25X1

CONFIDENTIAL

8

25X1

for lewisite. A slanted ditch was dug on two sides of the shed into the hole underneath, one to add fuel to the fire and the other acting as an exhaust.

(4) Decontamination Unit "Komora-Jama"

[redacted] group was also shown a unit called "Komora-Jama" which they were told was a Soviet-developed unit. They were told that this unit was used for decontamination of undergarments, shoes and leather items contaminated with yperite or lewisite. This unit consisted of a wooden box $1\frac{1}{2}$ x $1\frac{1}{2}$ x 1 m, and an ordinary oil drum to be filled with water, a flexible metal hose approximately two meters long connecting the drum and box. This hose had a coupling joint which could be separated and a metal container inserted. The unit was carried on an RN truck. To use this unit a hole was dug to emplace the entire box. One end of the hose was attached to an inlet valve on the side of the box and the other end to the drum of water. Items to be decontaminated were placed in the box and the box covered with earth. A pit was dug for a fireplace so as to heat the water. For items heavily contaminated with lewisite, a metal container was inserted in the flexible hose containing ammonium carbonate powder which was vaporized and carried into the box. [redacted] ichtyol could be vaporized in the metal container especially for lewisite. [redacted] ichtyol as an ingredient of a black ointment by dry distillation of organic matter. Three hours' time was required for decontamination either for water vapor or chemical vapor. [redacted] The instructors stated that the Komora-Jama unit was now limited standard because of its primitive nature and would be replaced by the Bucelnik-Bu-3.

25X1

25X1

25X1

(5) Bucelnik-Bu-3 Decontamination Unit

[redacted] group received instruction on and saw demonstrated still another unit called the Bucelnik-Bu-3. They were told that this unit was developed by the Soviets and was presently being manufactured at an unmentioned plant in Czechoslovakia. [redacted] this unit was replacing a BU-2 decontamination unit. [redacted] no further information.

25X1

25X1

The group was told that there would be two of these units per decontamination squad. It required four or five men to operate each of these units. The level of these units was not specified.

(6) Decontamination Trucks

25X1

[redacted] group was told by an instructor [redacted] that two new unidentified types of decontamination trucks would soon be available for Czech chemical troops. One truck was known by the abbreviation ACHR, the other by ARS. Both trucks allegedly had a capacity of 500 liters and would be filled with bleach slurry, and would be capable of spreading decontaminant in their path. The Czechoslovak nomenclature of the abbreviation ACHR is Armadni Chemicky Rozstrikovac (Army chemical sprayer). [redacted] Both trucks were allegedly originally of Soviet design. 4.

25X1

25X1

[redacted] class was shown a regular Czech RN truck which had a 300-500 liter tank mounted on the bed. The tank contained a slurry made of unspecified proportions of chloride of lime. Also carried on the truck were four barrels of dry chloride of lime, a box containing two rifle stands and three tables for decontamination of small arms, optical equipment and machine guns. [redacted] this type truck at various times transporting one of the following: DK-1, Komora Domek, Komora-Jama, or 2 x RPD-4 units.

25X1

25X1

CONFIDENTIAL

25X1

CONFIDENTIAL

9

25X1

b. Flamethrowers

(1) Stationary

[redacted] group received instruction on a flamethrower called Stabilni plamenomet (stationary flamethrower) used primarily in defense against tanks (see Annex A). During instruction, flamethrowers were entrenched six at a time firmly in the ground with only the powder chamber and discharge nozzle extending above the surface of the earth. The flamethrower was aimed in a fixed direction while entrenching. The flamethrower was filled with about 20 liters of ordinary oil. The powder chamber assembly also acted as a filling plug. The powder used in the chamber was a one-piece cylindrical black charge. On top of the black charge a primer with two lead wires 50 cm in length was placed and threaded through two holes at the side and top of the chamber to a 2½ volt battery or blasting machine for firing. [redacted] a blasting machine could be used; [redacted] A plug was screwed on top of the chamber holding the primer and black charge in place. The primer would be ignited, which in turn would ignite the black charge. The resultant gases produced pressure in the fuel container, which forced the fuel up the pressure tube and out the discharge nozzle. The flamethrower had a range of about 20 meters and was emptied in one burst. The flamethrower was brought to the firing site filled; if refilling was necessary the flamethrower was taken to the rear.

25X1

25X1

(2) Portable 5.

[redacted] group received instruction on an unidentified portable flamethrower. It was filled with ordinary oil and had a range of about 25 to 30 yards. [redacted] the fuel tank was emptied in about five bursts. [redacted] this weapon was carried by (sic) infantry troops. [redacted] The cartridge used to ignite the fuel in the portable flamethrower allegedly was the same type cartridge used to ignite the stationary flamethrower.

25X1

25X1

25X1

c. Smoke Munitions

(1) Smoke Pots

[redacted] The class was told that it was a pre-ww II Czech smoke pot. The body of the pot was painted green and the lid blue. On the outer surface and near the bottom of the pot was the sign of crossed swords. Centered at the top of the lid was a hole one centimeter in diameter and five centimeters deep. A wick containing the starting mixture was inserted in the hole and extended slightly above the top of the pot. A scratcher was drawn across the top of the wick igniting the starting mixture which burned for approximately two minutes before igniting the main filling. [redacted] the grayish-white filling consisted of [redacted] it was referred to as Berger's mixture. Initial smoke emitted from the pot was white, turning to gray in about two minutes. Burning time for the main filling was about ten minutes. After igniting the pot, the lid (which was not otherwise removable) burned and dissipated. However, the pot itself remained intact throughout the burning of the main filling. [redacted] this pot could be relocated if desired, merely by picking it up and resetting it. [redacted] group was told this would float on water while burning after it had burned approximately one-third of the contents. These smoke pots came in a wooden box, ten smoke pots to a box. There were no markings on the box.

25X1

25X1

25X1

25X1

25X1

25X1

CONFIDENTIAL

CONFIDENTIAL

10

25X1

(2) Smoke Sprayers

[redacted] group also received instructions on an unidentified portable Czechoslovak smoke sprayer used to spray chlorosulfonic acid. The sprayer was cylindrical, green in color, 60 cm high and 20 cm in diameter and had no markings. It was filled with 10 liters of chlorosulfonic acid and charged with nitrogen to five atmospheres. On top of the sprayer was a three-way valve used for filling, charging and discharging. Extending outward from the valve and then downward, the length of the sprayer was a metal discharge pipe to which four different sized cylindrical discharge nozzles could be attached. The sizes of the slits in the nozzle openings were 0.5, 1.0, 1.5, and 2.0 mm.

25X1

The sprayer could be entrenched in the ground if time permitted. Otherwise it was set on the surface of the ground. The discharge pipe was pivoted up and around and pointed in the desired direction of dispersion. A cover was removed and the valve turned in such a manner as to allow the filling to be released.

The time required to empty the sprayer depended on what size nozzle was used. When using the smallest nozzle, fifteen minutes was the approximate discharge time, and when using the largest nozzle, five minutes was the approximate discharge time.

The sprayer was filled and charged in the rear area and man-packed to the site to be used. It was carried by chain straps which fit over the carrier's shoulder.

The sprayer was filled from a bulk container 75 cm high and 50 cm in diameter by use of a filling line which was attached to an aperture on the bulk container and sprayer. The filling was accomplished by introducing pressure (nitrogen) into the bulk container which forced the liquid through the filling line to the sprayer.

(3) Filling Line

The filling line when attached to the bulk container was in the form of an inverted "L" (see Annex B). It was made of metal pipe five centimeters in diameter and 1.5 m long. When the filling line was inserted into the container it was screwed tight at the bung. Slightly above the bung there was an aperture to receive a pressure line. Just above this aperture the inside diameter of the filling line tapered down to three centimeters. This allows for an air chamber for the incoming pressure to pass down into the container. The pressure line consisted of a container of nitrogen and a pressure reading scale. At the discharge end of the filling line there was an aperture to receive the sprayer to be filled. To fill the sprayer, it was attached to the filling line and a valve located on the staff of the inverted "L" was opened. The bulk container was then charged with five atmospheres of nitrogen which forces the liquid up the filling line into the sprayer. [redacted] when the sprayer was filled to 10 liters, there was a clicking sound at the aperture where the sprayer was attached to the filling line. The sprayer was then disconnected and covered immediately. Men who operated the filling line wore gas masks and the one-piece protective suits. [redacted] 6.

25X1

25X1

CONFIDENTIAL

CONFIDENTIAL

11



25X1

B. MISCELLANEOUS CHEMICAL UNIT ORGANIZATIONAL DATA

25X1



1. Chemical Decontamination Company

The chemical decontamination company consisted of three platoons and a separate squad as follows:

a. The First Platoon

The first platoon was known as the terrain decontamination platoon. It also performed chemical reconnaissance duties. Each platoon had three squads and an officer (rank unknown) platoon leader. Each squad had a non-commissioned officer and three EM. [redacted] this unit would be equipped in the future with the ARS and ACHR decontamination trucks. However, they were equipped with the Czech PD decontamination truck [redacted]

25X1

25X1

b. The Second Platoon

This platoon was charged with the decontamination of vehicles, arms and equipment. The principal item of equipment used by this platoon was the RDP-4 S decontaminating apparatus.

c. The Third Platoon

The third platoon was charged with the decontamination of clothing. This platoon was broken down as follows:

(1) The first squad had a non-commissioned officer, six men and was equipped with two Komora-Domek apparatuses.

(2) The second squad had a non-commissioned officer and four men. It had two Komora-Jama units.

(3) The third squad had a non-commissioned officer and four men. It had two Buchelnik Bu-3 units.

d. The Separate Personnel Decontamination Squad

This squad had a non-commissioned officer and six men. It was responsible for setting up showers for personal decontamination.

2. Separate Stationary Flamethrower Platoon

The Stationary Flamethrower Platoon consisted of an officer platoon leader and three squads. The first squad was known as the filling squad and had a non-commissioned officer and three men. This squad was responsible for the filling of the Stationary Flamethrower. The second and third squads were called the Flamethrowers and had six men per squad. These squads carried the filled flamethrowers to the assigned site and prepared the flamethrower for igniting.

CONFIDENTIAL

CONFIDENTIAL

12



25X1

3. Separate Portable Flamethrower Platoon

(1) The portable flamethrower platoon had an officer platoon leader and three squads. The first squad had a non-commissioned officer and three men. This squad was responsible for the filling of the flamethrowers. The second and third squads were called the flamethrowers and had a non-commissioned officer and twelve men each, six of whom operated the flamethrower and six automatic riflemen. [redacted] one automatic rifleman accompanied one flamethrower on all missions.

25X1

25X1

4. Separate Smoke Platoon

The smoke platoon had an officer platoon leader and three squads. The first squad was the filling squad and had a non-commissioned officer and four men. This squad was responsible for filling the smoke sprayer. The second and third squads were called smoke producing squads. These squads had a non-commissioned officer and six men each. The smoke producing squads were responsible for carrying the smoke sprayer to the assigned site, emplacing it and dispersing the filled sprayer.

C. MISCELLANEOUS CZECH GAS WARFARE DOCTRINE

1. Types of Chemical Agents

[redacted] Czech doctrine divided chemical warfare agents into three categories: Toxic, Smoke and Flame. All gases were classified as toxic and were further classified as irritants, vesicants, and choking and contact gases.

25X1

a. Irritants

[redacted] these were further divided into lacrimators and sternutators. The first named were tear gases often used for training purposes. [redacted] The other irritants were vomiting gases such as adamsite and chloropicrin.

25X1

25X1

b. Vesicants

[redacted] vesicants such as yperite and lewisite were persistent gases and would stay in the field for more than two days after release. He was taught that the latter two gases were strictly defensive agents. These gases would be used to contaminate terrain, buildings and equipment in the event evacuation of an area were necessary. It was taught that lewisite would linger in an area for one month in the winter and one week in the summer.

25X1

c. Choking Gases

[redacted] death would result after about six hours if sufficient vapor were inhaled by the victim. Numbered among these gases were phosgene and diphosgene.

25X1

d. Contact Gases

Contact gases such as tabun, sarin and soman were described [redacted] as quick-acting gases. Symptoms of their poisoning were unconsciousness followed

25X1

CONFIDENTIAL

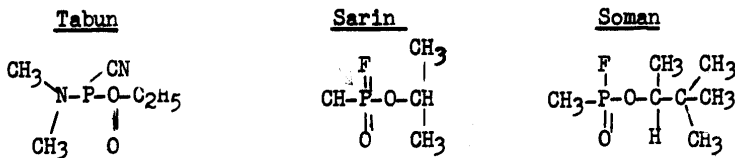
CONFIDENTIAL

13

25X1

by death in one-half hour. The gas mask was considered adequate protection.
 [redacted] the following gas formulas:

25X1



The instructor said that all the gases discussed in training were available for use. They would only be used as a retaliatory measure, however.

25X1

2. Agent Identification Training Data

All training in the identification of chemical agents with the exception of the gas detection kit in the field was to be conducted through detection of odors. [redacted] there was an unidentified sniff set available within the army for training [redacted]. Identification of contact gases would be done by utilizing the gas detection pump. Each gas had a certain odor except the contact gases which were odorless, tasteless and colorless. [redacted]

25X1

25X1

Molasses was used to simulate vesicants in training. The molasses came in barrels with the manufacture's marking "Cukrovar Melnik" (Sugar Factory) stamped on the barrel.

3. Chemical Shell Identification

[redacted] artillery shells and grenades filled with chemical agents would have unknown color stripe or stripes painted on them. [redacted]

25X1

25X1

4. Procedure After Gas Attack

Following a gas attack the senior small unit commander (present, either squad, platoon or company commander) would be the only one authorized to give the order to remove masks. A test for gas would be performed by the commander prior to issuing the order. In testing for gas, the unit commander would crouch as low to the ground as possible and break the seal of the mask against the face to permit a small amount of air to enter the facepiece.

5. Other Anti-Chemical Decontamination Procedures

For decontamination of terrain, a mixture of chloride and earth or sand or pure chloride of lime could be spread on the contaminated area if no alternate routes were available. In the absence of a contaminant, a path would be made over the contaminated ground using the branches from trees and other foliage. A solution of chloride of lime and water would be sprayed on rifles, machine guns and optical equipment. Then they would be washed and oiled.

CONFIDENTIAL

CONFIDENTIAL

14

Bleach slurry would be sprayed on vehicles, tanks, and artillery pieces, then they would be washed with water and allowed to dry.

Yperite and lewisite were the only gases ever mentioned in all [redacted] instruction on decontamination. [redacted] all units performed their own decontamination of vehicles, arms, and equipment. However, the decontamination equipment could be set up by an all decontamination supervised by chemical troops who were trained in decontamination procedures. They were called Druzstvo pro odmorovani boiovetekniky (Material Decontamination Squad). [redacted]

6. Miscellaneous First Aid Protection Data

[redacted] the gas mask and protective cape would protect the wearer in the event of liquid spray of yperite and lewisite. First aid procedures for yperite and lewisite were the same, a decontaminating solution (60 percent active chlorine) carried in a metal flask in the individual protective kit would be poured on the affected areas which would be massaged thoroughly with cotton swabs. [redacted]

7. Gas Chamber Exercises and Alerts

[redacted] group participated in gas chamber exercises once, during the summer training [redacted]. The exercises were conducted in a permanent type gas chamber made of wood, five meters wide, two meters high. It had one window and one doorway. After the instructor ignited a smoke pot inside the chamber, trainees would enter holding their breath. Their masks were still in the carriers. After entering the chamber, the trainees would adjust their masks and remain in the chamber for ten minutes. After this the students would line up in two ranks facing each other with about one meter distance between ranks. The men would then hold their breath and exchange canisters. This exercise was repeated three or four times, its purpose being to train men to hold their breath. Each man would then make a test for gas and leave the chamber.

During the gas chamber exercises the window was open to allow the smoke from the smoke pot to get out of the chamber. [redacted] no tear gas was used. Men who had fair complexions developed red spots on exposed skin which in some cases required medical treatment. The smoke had a very "sticky" (sic) odor and caused a slight pain to the eyes.

[redacted] there were no regularly scheduled gas alerts during [redacted] two summer periods of training. At various intervals [redacted] during training, the men were required to wear masks for certain period of time while performing their regular duties. During the summer training [redacted] one surprise gas alert was conducted. The alert came at night while the men were sleeping. A smoke pot, the same type as used in the gas chamber exercises was ignited in the barracks. The men had no definite assigned tasks in the event of a gas alert, other than masking, getting their steel helmets and rifles and forming outside the barracks. [redacted] during this alert there was complete confusion and the instructor conducting the alert was very dissatisfied.

CONFIDENTIAL

25X1

Page Denied

CONFIDENTIAL

16



25X1

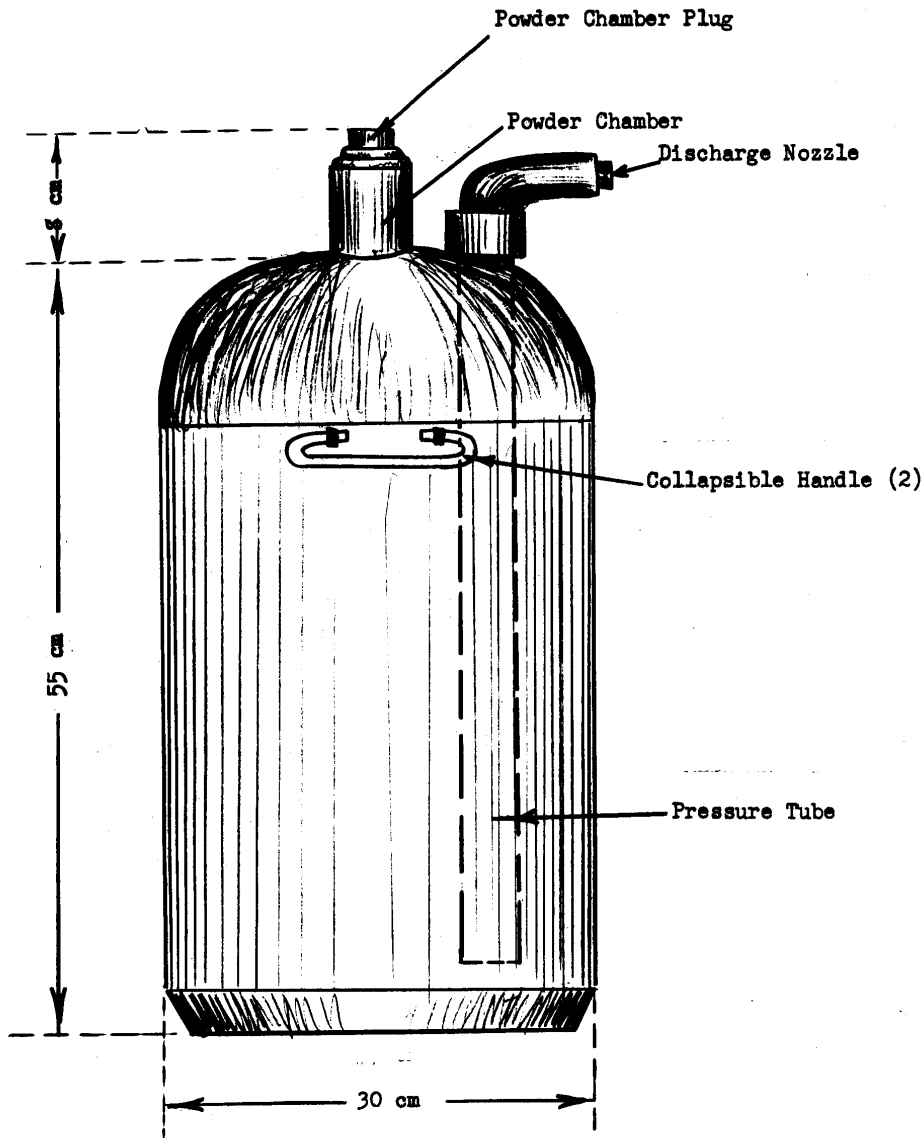
Annex A

Stationary Flamethrower



25X1

Basis of Information: Personal observation



CONFIDENTIAL

17



25X1

Annex B

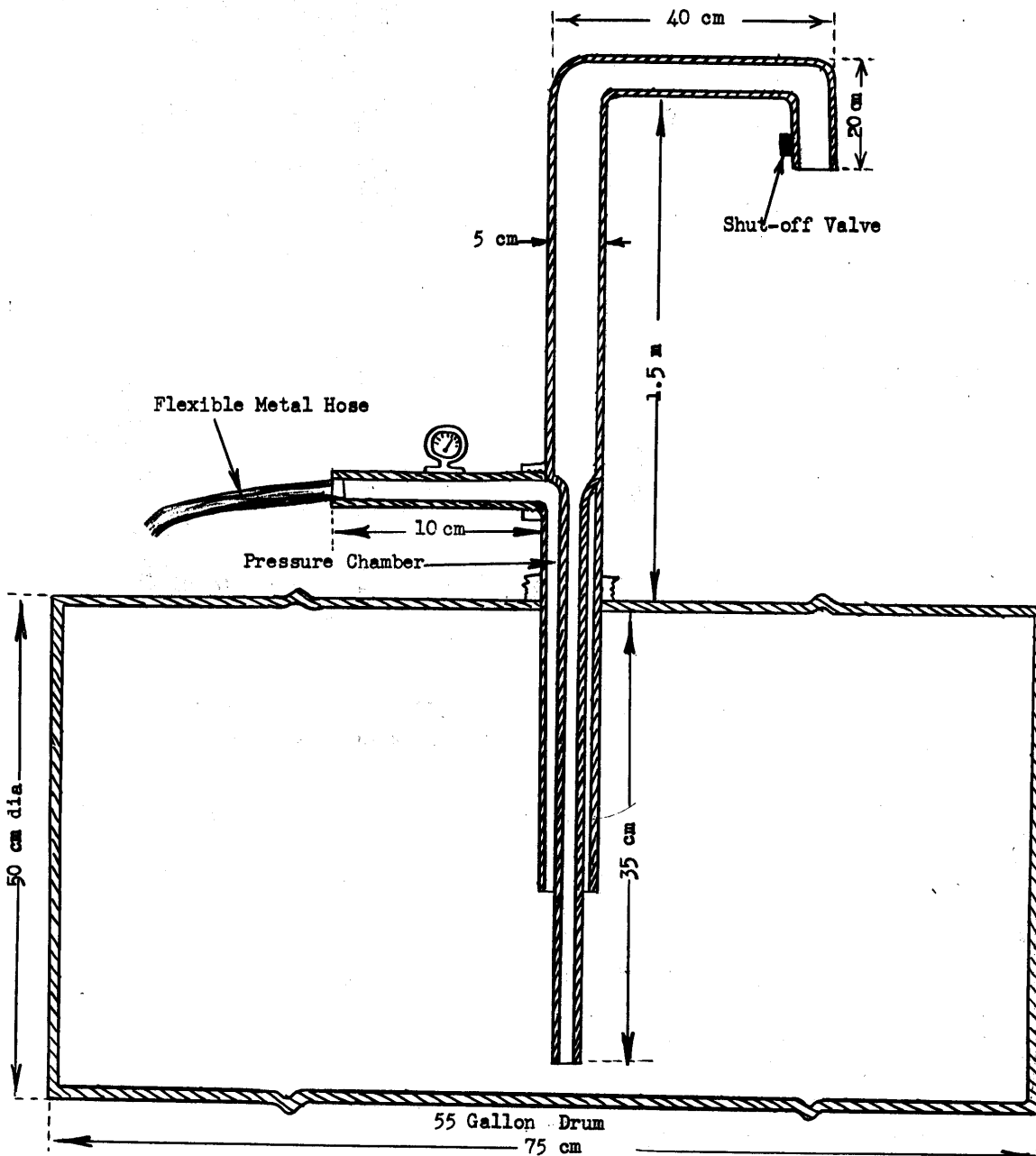
Smoke-Filling Line

(Not to scale)



25X1

Basis of Information: Personal observation



Sanitized Copy Approved for Release 2010/04/09 : CIA-RDP80T00246A032300250001-5

Page Denied

25X1

Sanitized Copy Approved for Release 2010/04/09 : CIA-RDP80T00246A032300250001-5