

OCB

INFORMATION REPORT INFORMATION REPORT

CENTRAL INTELLIGENCE AGENCY

This material contains information affecting the National Defense of the United States within the meaning of the Espionage Laws, Title 18, U.S.C. Secs. 793 and 794, the transmission or revelation of which in any manner to an unauthorized person is prohibited by law.

S-E-C-R-E-T

25X1

COUNTRY East Germany
SUBJECT Armored Vehicles of Unidentified Types in Eberswalde

REPORT [Redacted]

DATE DISTR. 21 JUL 1959

NO. PAGES 1

REFERENCES RD

25X1

DATE OF INFO.
PLACE & DATE ACQ.

[Redacted]

25X1

SOURCE EVALUATIONS ARE DEFINITIVE. APPRAISAL OF CONTENT IS TENTATIVE.

[Redacted]

[Redacted] information on two armored vehicles of unidentified types which were observed in Eberswalde. A sketch of the two vehicles is also included.

[Redacted]

25X1

S-E-C-R-E-T

25X1

STATE	ARMY	Ev	#X	NAVY	X	AIR	X	FBI	AEC					
-------	------	----	----	------	---	-----	---	-----	-----	--	--	--	--	--

(Note: Washington distribution indicated by "X"; Field distribution by "#".)

6


INFORMATION REPORT INFORMATION REPORT

SECRET

SECRET



25X1



EAST GERMANY

MILITARY

UNUSUAL SOVIET TRANSPORT IN EBERSWALDE

25X1



EBERSWALDE TOWN

At 21.20 hrs two unusual AFVs in general as described below and as shown on the attached sketch, passed through EBERSWALDE from east to west by road. They crossed the railway bridge and it is reasonable to believe that they were lighter than normally equipped AFVs as these never use the railway bridge.

The first was as follows:

Chassis like that of a T.34 without superstructure. It had rigged on the forward end a snowplough like blade of the arrowhead type, the total width was about 5 m and height about 1.5 m. The blade was partly covered with sand as if it had been in recent use. It was not possible to see what arrangements there were for raising or lowering the blade.

The second vehicle was as follows:

Like a T.34 chassis without turret. About 1.5 m above the chassis two metal beams, each about .6 m in width were fixed longitudinally and parallel.

25X1

The two metal beams extended about 1 m. both fore and aft of the chassis. At the extremities they bent inwards slightly towards one another.

SECRET

25X1

**SECRET CONTROL
U. S. OFFICIALS ONLY**

SECRET


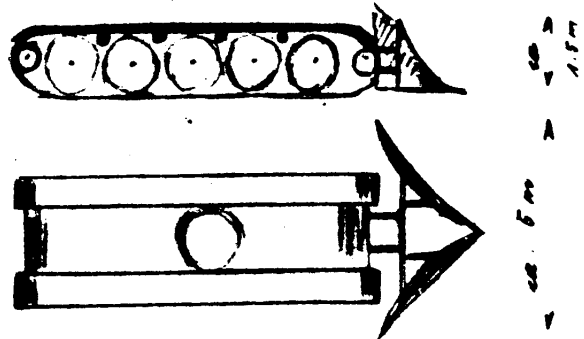
25X1

CS COPY

SECRET

SECRET

25X1



SECRET CONTROL
U. S. OFFICIALS ONLY