

INFORMATION REPORT INFORMATION REPORT
CENTRAL INTELLIGENCE AGENCY

This material contains information affecting the National Defense of the United States within the meaning of the Espionage Laws, Title 18, U.S.C. Secs. 793 and 794, the transmission or revelation of which in any manner to an unauthorized person is prohibited by law.

C-O-N-F-I-D-E-N-T-I-A-L

50X1-HUM

COUNTRY USSR (Dnepropetrovsk Oblast)

REPORT

SUBJECT Petrovskiy Plant in Dnepropetrovsk

DATE DISTR.

27 May 1960

NO. PAGES

1

REFERENCES

50X1-HUM

DATE OF INFO.

PLACE &

DATE ACQ.

50X1-HUM

SOURCE EVALUATIONS ARE DEFINITIVE. APPRAISAL OF CONTENT IS TENTATIVE.

a report on the Petrovskiy Plant in Dnepropetrovsk. The report consists of five sketches, drawn to scale, of the plant layout, the plant's forge shop, the compressor shop, the machine repair shop, and two compressed air tanks. The layout sketch has a legend naming 38 points. The other sketches also are appropriately annotated.

50X1-HUM

C-O-N-F-I-D-E-N-T-I-A-L

50X1-HUM

STATE	X	ARMY	X	NAVY	X	AIR	15	NSA	X	FBI		NIC	1	X		
(Note: Washington distribution indicated by "X"; Field distribution by "#")																

INFORMATION REPORT INFORMATION REPORT

COUNTRY: USSR (Dnepropetrovskaya
SUBJECT: oblast)
Petrovskiy Plant in
Dnepropetrovsk

REPORT

DATE OF

DATE AC

50X1-HUM

PLACE ACQUIRED:

DATE OF REPORT: 10 May 1960

50X1-HUM

PETROVSKIY PLANT IN DNEPROPETROVSK

1. The following is a legend for [redacted] sketch No. 1
of the Petrovskiy Plant in Dnepropetrovsk, on page 5.

50X1-HUM

- (1) Guards' quarters.
- (2) Ice and soda water plant.
- (3) Electric power station.
- (4) Cranes.
- (5) Vehicle entrance.
- (6) Vehicle entrance guards' post.
- (7) Railroad exit leading to the slag dump and to the
bridge over the street.
- (7b) Plant railroad switchyard.
- (8) Foundry.

~~CONFIDENTIAL~~

50X1-HUM

C-O-N-F-I-D-E-N-T-I-A-L

50X1-HUM

-2-

- (9) [] furnaces which produced steel for sheet metal and wire. The plant had eight [] furnaces. 50X1-HUM
50X1-HUM
- (10) Compressed air tanks.
- (11) Assembly shop.
- (12) One [] furnace. 50X1-HUM
- (13) First aid station.
- (14) Compressed air shop which served the blast furnaces.
- (15) Forge. See [] sketch No. 2 on page 6 . 50X1-HUM
- (16) Compressed air shop which served the machine shop. See [] sketch No. 3 on page 7 . 50X1-HUM
- (17) General offices. The dining room and fire department were located on the ground floor of this building.
- (18) Machine repair shop. See [] sketch No. 4 on page 8 . 50X1-HUM
- (19) [] furnaces. 50X1-HUM
- (20) Rail production shop.
- (21) Compressed air shop which supplied the sheet metal, wire and rail production shops.
- (22) Wire mill.
- (23) Open air scrap dump.
- (24) Plant locomotive and rolling stock repair shop.
- (25) General warehouse.
- (26) Coal dump.

C-O-N-F-I-D-E-N-T-I-A-L

50X1-HUM

C-O-N-F-I-D-E-N-T-I-A-L

50X1-HUM

-3-

- (27) Lenin plant guard post.
- (28) Petrovskiy plant guard post.
- (29) Compressed air shop which served the blast furnaces and the [] furnaces.
- (30) Structural metal bridge.
- (31) Four blast furnaces.
- (32) Sheet metal shop.
- (33) Railroad entrance.
- (34) Two-story structure which housed the personnel entrance on the first floor and the personnel records office on the second floor.
- (35) Plant railroad station and train receiving office.
- (36) Mobile clinic.
- (37) Church.
- (38) Plant wall.

2. The following is the legend for [] sketch No. 3 of the compressor shop; page 7. [] 50X1-HUM

- (1) Two reserve tanks of compressed air. (See [] sketch No. 5 on page 9 of these tanks.) 50X1-HUM
- (2) Pipe between above-mentioned tanks and filter.
- (3) Filter.
- (4) Old [] air compressor with a five atmosphere capacity. 50X1-HUM
- (5) Underground compressed air tank.
- (6) Raised compressed air tank.

C-O-N-F-I-D-E-N-T-I-A-L

50X1-HUM

[REDACTED]
C-O-N-F-I-D-E-N-T-I-A-L
[REDACTED]

50X1-HUM

-4-

- (7) Piston.
- (8) Driving belt.
- (9) Electric motor measuring one meter in height, .80 meters in length and one meter in width. [REDACTED] 50X1-HUM
[REDACTED]
- (10) Two [REDACTED] air compressors.
- (11) Electric motor measuring 1.50 meters cubed.
- (12) Low pressure compressor }
(13) High pressure compressor } There was a difference of six atmospheres between the two.
- (14) Underground water tank serving the above-mentioned machinery.

C-O-N-F-I-D-E-N-T-I-A-L
[REDACTED]

50X1-HUM

Sketch No. I

C-O-N-F-I-D-E-N-T-I-A-I.



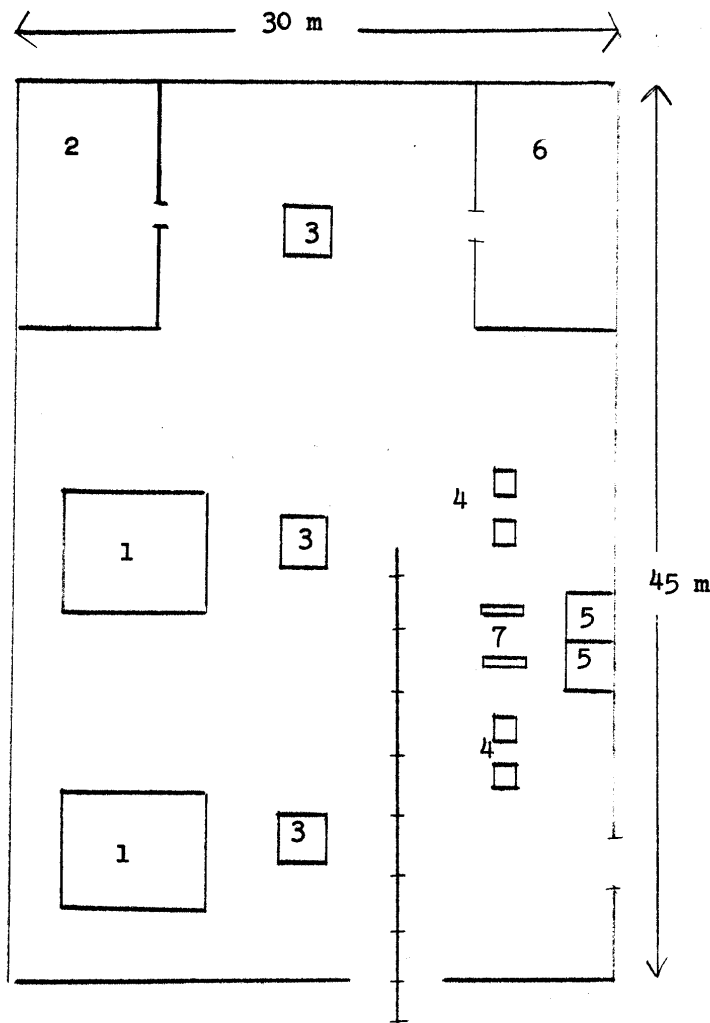
C-O-N-F-I-D-E-N-T-I-A-I

-6-

Sketch of the Petrovskiy
Plant forge shop, shown as point No. 15
on sketch No. 1, page 5. Scale 1:300

50X1-HUM

Sketch No. II



Legend: for the forge shop sketch No. 3 on page 7.

1. Gas fueled furnaces.
2. Tool shop.
3. Three-ton drop hammers.
4. Drilling machinery.
5. Small furnaces.
6. Shop office.
7. Location of anvils.

C-O-N-F-I-D-E-N-T-I-A-L

50X1-HUM

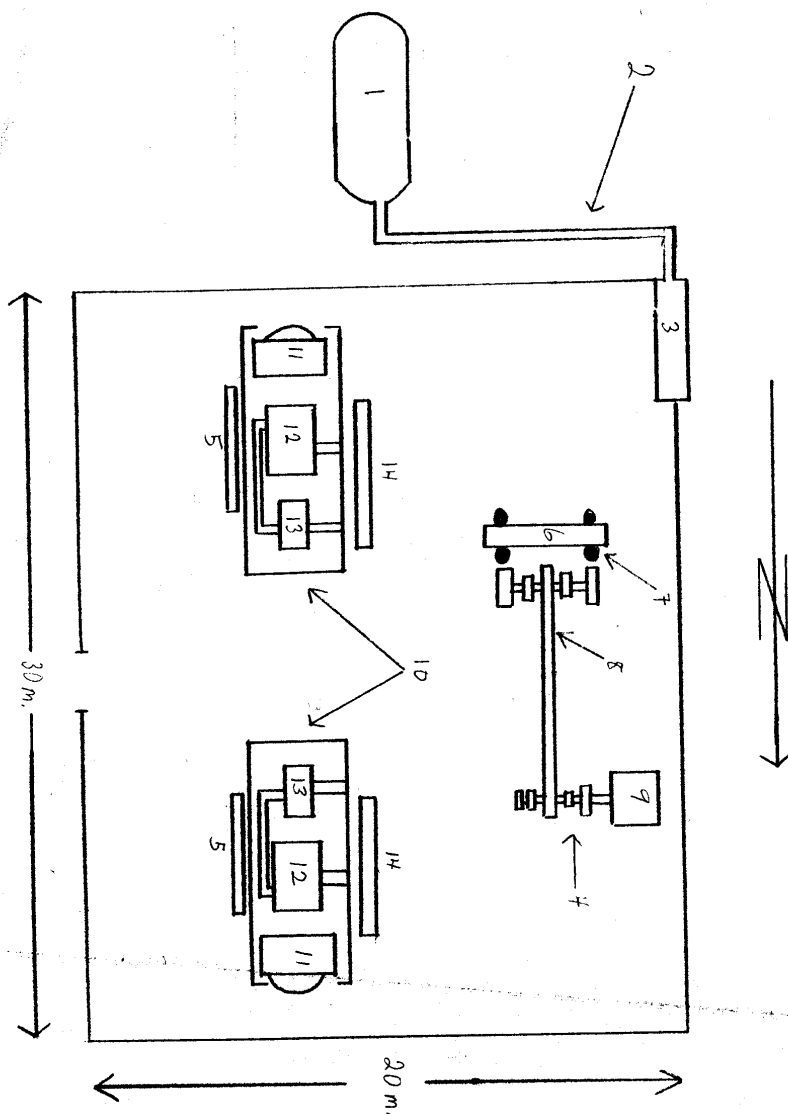
C-O-N-F-I-D-E-N-T-I-A-L

-7-

Sketch of Petrovskiy Plant
compressors shop. (This shop is point No.
16 on Sketch No. 1, page 5) scale: 1:300


50X1-HUM

Sketch No. III



C-O-N-F-I-D-E-N-T-I-A-L

50X1-HUM



Legend for the machine repair shop:

1. Repair workers' brigade.
2. Location of shop machinery (lathes, milling machines, drillers).
3. Bridge crane.
4. Assembly brigade.

C-O-N-F-I-D-E-N-T-I-A-L

50X1-HUM

50X1-HUM

50X1-HUM

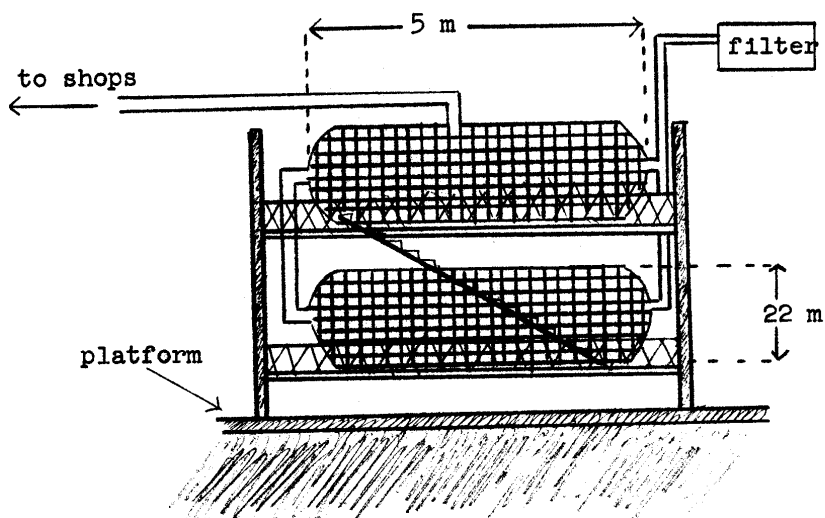
C-O-N-F-I-D-E-N-T-I-A-L

-9-

50X1-HUM

Detailed sketch of the two compressed
air tanks shown as point No. 1 on
sketch No. IV, page 8.

Sketch No. V



C-O-N-F-I-D-E-N-T-I-A-L

50X1-HUM