

UNITED STEEL WORKS, NATIONAL ESTABLISHMENT (SONP)

SECRET/CONTROL - U.S. OFFICIALS ONLY 25X1

Plan of Production for 1947
(Production Figures up to December 1947)

CENTRAL INTELLIGENCE AGENCY

2 -

Item	Name and/or Location of plant	1946		December 1947			December 1947		
		Actual Production (in tons)	% of 1947 Plan	Planned production (in tons)	Actual production (in tons)	Fulfillment of Plan (in %)	Planned production (in tons)	Actual production (in tons)	Fulfillment of plan (in %)
Raw Iron	KONEV	147,781	91.79	161,000	164,573	102.23	11,680	14,192	121.46
	KRALUV DVUR	57,480	72.76	79,000	84,200	106.58	5,960	6,820	114.43
	SONP, Total	205,261	85.52	240,000	248,773	103.70	17,640	21,012	119.72
Raw Steel	KONEV	262,178	83.79	312,880	313,222	100.50	21,590	29,000	134.48
	POLDI, KLADNO	55,992	58.94	95,000	97,994	103.15	7,005	8,680	123.91
	MOST	28,237	94.12	30,000	29,709	99.03	2,140	2,076	97.01
	HRADEK	17,566	92.45	19,000	22,026	152.77	600	2,994	499.00
	P.H. CHOMUTOV	354	49.17	720	831	115.42	50	64	127.65
	SONP, Total	364,327	79.52	457,600	471,382	103.01	31,395	43,484	138.55
Cast Iron	KRALUV DVUR	10,689	76.35	14,000	16,539	118.14	1,060	1,228	114.86
	CHOMUTOV	1,357	113.08	1,200	2,580	214.99	80	210	262.16
	SONP, Total	12,046	79.25	15,200	19,119	125.73	1,140	1,438	126.16
Cast Steel	KONEV	1,549	103.06	1,500	1,550	115.63	120	154	128.33
	CHOMUTOV	208	52.00	400	470	117.68	30	36	120.00
	SONP, Total	1,857	92.85	2,000	2,320	116.04	150	190	126.67
Rolling-Mill Products	KONEV	122,238	70.45	174,900	181,220	103.61	12,780	15,012	117.46
	HRADEK	25,905	53.41	48,500	53,089	109.46	3,552	5,157	145.18
	MOST	20,067	87.85	23,000	21,206	92.20	1,685	1,634	96.97
	KRALUV DVUR	23,345	57.64	40,500	34,772	85.86	3,337	3,477	104.20
	POLDI, KLADNO	31,258	63.02	49,600	52,015	104.87	3,630	4,658	128.32
	CHOMUTOV	28,820	80.50	35,800	40,562	113.30	2,620	4,063	155.08
	SONP, Total	252,613	67.85	327,300	382,864	102.84	27,604	34,001	123.17
Thomas Powder	KONEV	22,567	117.54	19,200	22,319	117.08	1,600	2,047	127.94
Coke	KONEV	93,840	41.60	237,000	234,260	98.83	20,000	21,200	106.00
Ammonium sulfate	KONEV	1,165	45.68	2,550	2,814	110.35	207	285	137.92
Raw Benzol	KONEV	1,351	45.03	3,000	3,368	112.93	250	343	137.36
Tar	KONEV	4,493	46.80	9,600	10,550	109.89	800	1,053	131.63
KRALUV DVUR (Steel Strips)				9,870	7,536	76.35	390	641	72.02
T. SENOV (Steel Strips)				3,550	3,242	91.32	397	291	75.37
VARNSDORF (Steel Strips)				17,500	12,755	72.89	350	39	25.39
Total				308,470	312,755	101.41	1,627	1,091	67.04
KRALUV DVUR (Tin Plates)				23,000	22,016	95.72	1,710	2,455	143.59

29-

CONFIDENTIAL

SECRET/CONTROL - U. S. OFFICIALS ONLY

25X1

CENTRAL INTELLIGENCE AGENCY

Performance from January 1948 to June 1948		June 1948			
Planned production (in tons)	Actual production (in tons)	Planned production (in tons)	Actual production (in tons)		
Fulfillment of Plan (in %)	Fulfillment of Plan (in %)	Fulfillment of Plan (in %)	Fulfillment of Plan (in %)		
81,050	97,555	15,650	21,160	120.12	135.02
39,600	48,710	6,800	9,610	123.01	141.32
120,650	146,065	20,450	30,770	121.07	150.46
165,910	177,332	26,740	32,615	106.90	121.60
50,200	53,414	9,400	9,395	106.40	99.93
18,490	18,912	1,810	2,302	102.28	127.60
16,100	17,753	2,400	2,103	110.33	87.71
330	443	50	55	113.59	91.67
257,090	267,884	40,410	46,450	106.59	114.35
9,800	9,918	1,830	1,841	104.40	114.86
1,240	1,532	200	227	123.55	113.50
10,740	11,450	1,830	2,068	106.60	113.01
920	1,452	150	301	157.85	200.97
280	256	30	40	116.36	133.33
1,140	1,708	180	2,241	149.82	199.44
83,520	91,946	13,765	15,706	105.75	112.08
27,600	27,805	2,000	2,416	100.74	120.80
16,600	13,907	2,989	2,613	83.78	87.68
20,380	20,955	3,523	3,046	102.82	86.46
25,300	33,027	3,800	5,189	130.54	136.55
29,700	35,582	5,000	7,047	119.16	140.94
208,200	223,032	31,068	35,817	107.12	115.29
12,300	17,100	5,300	5,308	139.02	100.76
147,000	149,254	25,000	26,408	101.53	115.99
1,720	1,766	390	339	102.67	113.45
2,060	2,313	350	407	112.28	116.29
5,640	7,213	950	1,231	127.89	138.25
5,540	4,610	943	759	83.21	81.10
2,190	2,147	375	406	98.04	108.27
---	---	---	---	---	---
7,750	6,757	1,323	1,145	87.41	88.81
12,650	14,188	2,300	1,871	112.24	85.05

Plan of Production for 1947 - 1948

(Production Figures up to June 1948)

Item	Name and/or Location of Plant	1947			Production planned for 1948 (in tons)	From January 1947 to June 1948		
		Actual Production (in tons)	Fulfillment of Plan (in %)	% of Plan		Planned Production (in tons)	Actual Production (in tons)	Fulfillment of Plan (in %)
Iron	KONEV	164,673	102.22	37.59	188,000	242,050	262,028	108.25
	KRALUV DVUR	84,200	106.58	33.78	100,600	118,600	132,910	112.07
	SONP, Total	248,873	103.70	86.26	288,600	360,650	394,938	109.51
Raw Steel	KONEV	313,822	100.30	89.51	330,600	478,790	421,174	102.59
	FOLDI	97,994	103.15	29.40	109,000	145,200	151,502	104.23
	HOSE	29,709	99.03	79.44	37,400	48,490	48,621	100.27
	BRADK	28,028	152.77	30.14	32,200	35,100	46,785	133.50
	P. R. CHOMUTOV	831	115.42	103.86	800	1,110	1,274	114.77
	SONP, Total	471,582	103.01	88.34	530,000	702,690	739,266	104.31
	Cast Iron	KRALUV DVUR	16,539	118.14	91.88	18,000	23,500	26,457
CHOMUTOV		2,579	214.99	103.20	2,500	3,340	4,111	123.08
SONP, Total		19,118	125.78	83.26	20,500	26,840	30,568	115.89
Cast Steel	KONEV	1,850	115.63	100.00	1,850	2,520	3,302	131.08
	CHOMUTOV	470	117.68	104.60	450	620	726	117.10
	SONP, Total	2,320	116.04	100.90	2,300	3,140	4,028	123.28
Rolling-Mill Products	KONEV	181,220	103.61	89.90	201,670	233,520	273,166	103.62
	BRADK	55,089	109.46	75.63	70,200	527,100	80,894	106.30
	HOSE	21,206	92.20	62.25	32,500	39,600	35,113	88.57
	KRALUV DVUR	34,772	85.86	85.50	40,670	60,880	55,727	91.54
	FOLDI, KLADNO	52,015	104.37	104.32	49,860	74,900	85,042	113.54
	CHOMUTOV	40,562	113.30	73.48	55,200	65,500	75,954	115.96
	SONP, Total	382,864	102.84	85.08	450,000	580,500	605,896	104.37
Thomas Powder		26,319	137.08	109.66	24,000	31,500	43,490	138.09
Coke		234,460	98.93	78.15	300,000	384,000	383,714	99.53
Ammonium Sulphate	KONEV	2,814	110.55	80.40	3,500	4,270	5,580	107.26
Raw Benzol		3,568	118.93	84.95	4,200	5,060	5,881	116.23
Tar		10,550	109.89	91.74	11,500	15,240	17,763	116.56
KRALUV DVUR, Iron Strips						15,410	12,146	70.82
V. SEMOV, Iron Strips						5,740	5,389	93.89
YAHNSDORF, Iron Strips						4,080	1,777	43.47
Total						25,230	19,512	77.34
KRALUV DVUR, Tin Plates						35,650	36,214	101.58

TOP SECRET

From January 1948 to June 1948

June 1948


Planned Production (in tons)	Actual production (in tons)	Fulfillment of Plan (in %)	June 1948	
			Planned production (in tons)	Actual production (in tons)
5,800	7,304	107.41	1,200	1,064
100	---	---	100	---
1,173	3,721	174.60	355	337
4,200	4,925	117.26	700	810
16,273	16,010	120.82	2,353	2,331
4,355	4,355	91.96	909	802
1,900	1,321	126.75	500	259
93	138	143.75	13	33
3,358	3,514	99.31	1,125	1,024
1,530	1,535	100.30	230	255
3,130	3,232	103.13	1,000	1,033
438	517	119.04	73	92
6,588	6,822	104.17	1,078	1,130
46	113	235.42	8	5
310	113	55.61	35	7
1,116	1,232	112.28	186	222
270	233	94.62	55	43
764	1,245	104.59	294	262
212	2,218	109.26	374	435
210	332	120.00	35	32
5,518	33,267	110.50	5,541	5,599
224	1,291	105.47	189	216
237	1,804	155.39	169	276
430	423	91.36	83	43
738	710	96.21	123	116
216	235	108.80	37	35
3,563	4,363	124.50	371	363
35,561	239,660	111.94	6,142	6,285

34,930

SECRET/CONTROL - U.S. OFFICIALS ONLY
 CENTRAL INTELLIGENCE AGENCY

- 3 -

25X1



TOP SECRET

CONFIDENTIAL

SECRET/CONTROL - U.S. OFFICIALS ONLY

Production Item	Name and/or Location of Plant	1947			Production planned for 1948 (in tons)	from January 1947 to June 1948		
		Actual production (in tons)	Fulfillment Of Plan (in %)	% of 1948 Plan		Planned production (in tons)	Actual production (in tons)	Fulfillment of Plan (in %)
Steel Bars	LIRGICH	11,006	122.29	95	11,550	15,800	18,310	115.89
	KLADNO	---	---	---	4,400	100	---	---
	BRANEK	3,889	117.78	142	4,147	7,173	9,670	134.81
	VOCHOSLAV	7,566	157.63	94	8,050	9,000	12,491	138.79
	SNOP Total	24,461	130.11	87	28,147	32,073	40,471	126.18
Wire	LIRGICH	3,775	79.07	57	11,710	13,630	11,430	83.86
	VOCHOV	2,485	107.35	106	2,300	3,460	3,954	114.28
	VOCHOSLAV	196	198.95	106	184	248	334	134.68
	SNOP Total	2,404	95.35	66	14,194	17,338	15,718	90.66
Nails	LIRGICH	1,744	115.30	54	3,220	3,040	3,330	109.54
Screws	LIRGICH	9,680	91.23	81	11,940	16,740	16,005	95.61
	VOCHOSLAV	694	115.67	72	892	1,038	1,211	116.67
	SNOP Total	10,374	92.54	81	12,832	17,778	17,216	96.84
Wire Products:	LIRGICH VOCHOV							
Furniture Springs		118	49.17	128	92	288	231	80.21
Barbed Wire		63	18.00	16	403	560	176	31.43
VOCHOV Goods		2,042	97.10	95	2,142	3,249	3,295	102.36
Wire Fencing		509	83.58	75	747	999	878	87.89
SNOP Total		2,732	82.74	82	3,384	5,066	4,577	90.35
Special Quality Goods	P.H. CHOMUTOV	3,197	97.41	74	4,329	5,495	5,615	102.18
Electrodes	P.H. CHOMUTOV	374	91.22	91	410	620	626	100.97
Total		52,286	105.64	79	66,516	81,410	87,553	107.85
Forged Goods (Implements, Construction Materials etc.)	CHENKOV	2,266	83.93	83	2,806	3,924	3,557	90.65
	BRANEK	1,578	59.36	76	2,063	3,665	3,482	95.01
	BRNO	561	63.39	71	921	1,345	984	73.16
	TEPLICE	1,213	71.35	96	1,394	2,438	1,923	78.88
	PILNIKY	436	121.28	108	420	592	691	116.72
	SNOP Total	6,074	73.21	82	7,606	11,964	10,637	88.91
Total of Drawn and Forged Products		58,358	100.38	79	74,122	93,374	98,190	105.13

CONFIDENTIAL

SECRET CONTROL U.S. OFFICIALS ONLY

CENTRAL INTELLIGENCE AGENCY

- 4 -

UNITED STEEL WORKS, NATIONAL ESTABLISHMENT (SONP)Over-Plan (nadplan) of Production
(Production Figures up to June 1948)**CONFIDENTIAL**

Production Item	Name and/or Location of Plant	Two - Year Plan		Total Plan
		1947 Plan:	1948 Plan	
Raw Iron	KONEV	161,000	188,000	349,000
		164,673	188,000	349,000
	KRALUV DVUR	102,28		
		79,000	100,500	179,500
SONP, Total	242,873	288,500	528,500	
Raw Steel	KONEV	312,880		663,480
		312,822	350,600	663,480
	POLDI	100,30		
		95,000	109,000	204,000
	MCST	200,994		
		103,15	37,400	67,400
	HRADEK	30,000		
		29,709	32,200	51,200
P.H. CHOMUTOV	99,03	800	1,520	
SONP, Total	471,382	530,000	987,600	
Cast Iron	KRALUV DVUR	14,000	18,000	32,000
		16,530		
	P.H. CHOMUTOV	1,200	2,500	3,700
		2,580		
SONP, Total	19,119	20,500	35,700	

CONFIDENTIAL


SECRET/CONTROL - U.S. OFFICIALS ONLY

~~CONFIDENTIAL~~

Performance to 1 April 1948, (the Date of Launching the Over-Plan)			Total 1947-1948 Plan Plan plus Over-Plan Total % of Orig. Plan	End Date of 2-Year Plan
Planned production (in tons)	Actual production (in tons)	Plan fulfilled by %		
200,500	206,303	102.82	349,000 387,002 110.89	10 Nov '48
98,500	107,150	108.78	179,500 202,465 112.79	28 Oct '48
299,000	313,453	104.83	528,500 589,468 111.54	
395,730	399,514	100.96	663,480 695,064 104.84	1 Dec '48
119,600	124,882	104.42	204,000 212,482 104.16	5 Dec '48
40,130	39,916	99.47	67,400 69,996 103.85	1 Dec '48
26,700	38,564	144.43	51,200 63,964 124.93	10 Aug '48
915	1,081	118.14	1,520 1,731 113.88	10 Oct '48
83,075	603,957	103.58	987,600 1,043,237 105.63	
18,800	21,227	112.91	122,000 35,367 110.52	23 Oct '48
1,820	3,421	187.97	3,700 5,256 142.00	5 May '48
20,620	24,648	119.53	35,700 40,623 113.79	


~~CONFIDENTIAL~~

25X1



Cast Steel	KONEV	1,600	1,850	3,450	
		1,850			
		115.63			
		400			
P.H. CHOMUTOV		471	450	850	
		117.68			
		2,000			
SONP, Total		2,321	2,300	4,300	
		116.04			
Rolling-Mill Products	KONEV	175,000	201,570	376,570	
		181,220	201,570	376,570	
		103.61			
	HRADEK		48,500	70,200	118,700
			53,089		
			109.46		
	MOST		23,000	32,500	55,500
			21,206		
			92.20		
	KRALUV DVUR (Tin Plates)		23,000	26,000	49,000
			22,016		
			95.72		
	KRALUV DVUR (Steel Strips)		9,870	10,500	20,340
			7,536		
			76.35		
	V. SEMOV (Steel Strips)		3,550	4,170	7,720
			3,242		
			91.32		
	VARNSDORF (Steel Strips)		4,080	---	4,080
			1,978		
			48.47		
POLDI, KLADNO		49,606	49,860	99,460	
		52,015			
		104.87			
CHOMUTOV (Pipes)		35,800	55,200	91,000	
		40,562			
		113.30			
SONP, Total		372,300	450,000	822,300	
		382,864			
		102.84			
Thomas Powder	KONEV	19,200	24,000	43,200	
		26,319			
		137.08			
Coke	KONEV	237,000	300,000	537,000	
		234,460			
		98.93			
Ammonium Sulphate	KONEV	2,550	3,500	6,050	
		2,815			
		110.35			
Raw Benzol	KONEV	3,000	4,200	7,200	
		3,568			
		118.93			
Tar	KONEV	9,600	11,500	21,100	
		10,550			
		109.89			

SECRET/CONTROL - U.S. OFFICIALS ONLY



2,060	2,521	122.37	3,450 3,911 113.36	15 Nov '48
515	617	119.81	850 952 112.00	10 Oct '48
2,575	3,138	121.86	4,300 4,063 113.09	
218,080	226,357	103.80	376,470 387,457 102.92	15 Dec '48
65,500	71,063	108.49	118,700 123,314 103.89	10 Dec '48
31,060	27,824	89.58	55,500 55,574 100.13	31 Dec '48
29,050	29,968	103.16	49,000 49,918 101.87	20 Dec '48
12,675	9,781	77.00	20,370 17,632 86.56	up to 20 Dec 86.56 %
4,660	4,280	91.85	7,720 7,820 101.30	31 Dec '48
4,080	1,978	48.47	4,080 1,978	---
62,600	69,106	110.39	99,460 110,706 111.31	28 Oct '48
50,000	55,746	111.49	91,000 106,246 116.75	5 Oct '48
477,705	496,103	103.85	822,300 860,645 104.66	
25,500	34,062	133.58	43,200 64,172 148.55	5 Jul '48
306,000	303,360	99.14	537,000 551,360 102.67	15 Dec '48
3,360	3,702	110.18	6,050 6,731 111.26	28 Oct '48
3,970	4,670	117.63	7,200 8,485 117.85	5 Oct '48
12,250	14,058	114.76	21,100 25,518 120.94	28 Sep '48

SECRET/CONTROL - U.S. OFFICIALS ONLY



460	781	169.78	150	301	200.67
120	110	91.83	40	40	100.00
580	891	153.66	190	341	179.47
50,300	46,809	93.06	15,700	15,506	98.76
10,600	9,830	92.74	2,400	2,416	100.67
9,300	7,289	78.38	3,250	2,613	80.40
6,600	6,047	94.65	2,200	1,871	85.05
2,570	2,364	91.98	875	769	87.89 87.89
1,080	1,110	102.78	380	406	106.84 106.84
---	---	---	---	---	---
14,500	15,936	109.90	4,500	5,189	115.31
19,600	20,208	103.10	6,300	7,047	111.86
114,550	109,389	95.49	35,605	35,817	100.60
9,000 9,000	9,357	103.97	3,470	3,508	101.10
77,500	80,354	103.68	27,000	28,498	105.55
945	879	93.02	330	329	99.70
1,195	1,211	101.34	415	407	98.07
3,590	3,715	103.48	1,250	1,231	98.48

CONFIDENTIAL

SECRET/CONTROL - U.S. OFFICIALS ONLY