


*Outline 02*

**INFORMATION REPORT**

CD NO.




COUNTRY USSR (Chelyabinsk Oblast)

DATE DISTR. 27 February 1951

SUBJECT CMZ Machine Factory at Chelyabinsk  
25X1C


NO. OF PAGES 1 25X1A



NO. OF ENCLS. 3  
(LISTED BELOW)

25X1X

SUPPLEMENT TO  
REPORT NO.



1. The CMZ Machine Factory is about 500 meters southeast of an electric power station on the eastern edge of Chelyabinsk (55°10' / 61°25' E), Chelyabinsk Oblast. Soviet foremen stated that the plant was erected about 20 years ago. No structural changes or expansion work were observed for a new administration building and a new foundry, nor was anything known about plans for further expansion. The plant area was about 800 x 300 meters and was surrounded by a fence, about 2 meters high. Power was supplied by a large nearby power plant. No interruptions in the power supply were observed. The plant had a spur track. \*
2. Until May 1949, the plant produced one 10-ton railroad crane per month, five 3-ton truck cranes per month, and six dredges per year. The plant also produced an unknown quantity of cogwheels for the Kirov Tractor Plant. These wheels were 1200 mm in diameter and 100 to 120 mm thick. The new foundry was scheduled to be completed in late 1949 and it was expected that production would then be increased.

25X1

Incoming raw materials consisted of structural steel (Profileisen), steel sheets, raw iron, raw steel, ball bearings and lumber and were shipped by rail. Finished products were also shipped by rail.

The plant employed about 400 civilian workers, of whom 30 percent were women. There were also 40 to 50 FVs working in this plant. Work was done in two 8-hour shifts.

25X1A

Comment. CMZ is believed to be an abbreviation of Chelyabinsk Mekhanicheski Zavod, meaning Chelyabinsk Mechanical Plant. For location and layout sketches of this plant, see Annexes 1 and 2. The exact location of this plant has not yet been definitely established. Previous information indicated that the Mannesmann tube plant and the large electric power plant were due north of Chelyabinsk and the Kirov Tractor Plant and the Ordzhonikidze Plant No 78 were east of the town, whereas source stated that all these installations were east of the town and that the CMZ plant was south of the tube plant and the power plant.

Document No. 3

No Change in Class.

Declassified

Class. Changed To: TS S C

Auth.: HR 70-2

Date: 05 SEP 1978

By:

3 annexes: 3 sketches on ditto

25X1

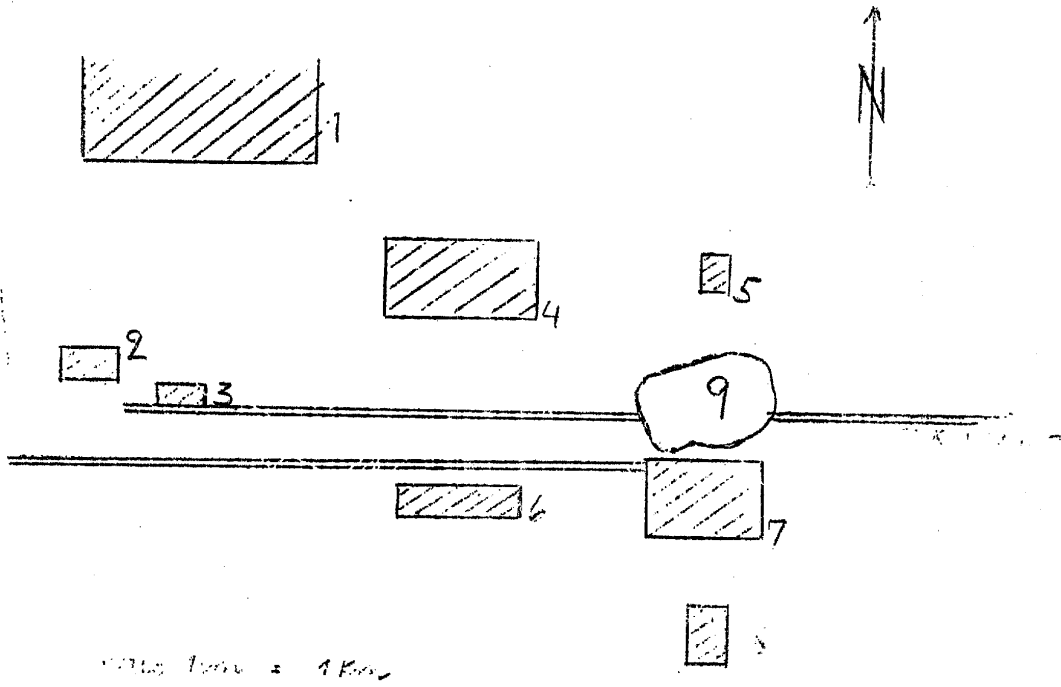


CENTRAL INTELLIGENCE AGENCY  
Location of the

Annex 1

GMZ Machine Factory at Chelyabinsk

CHELYABINSK



Legend:

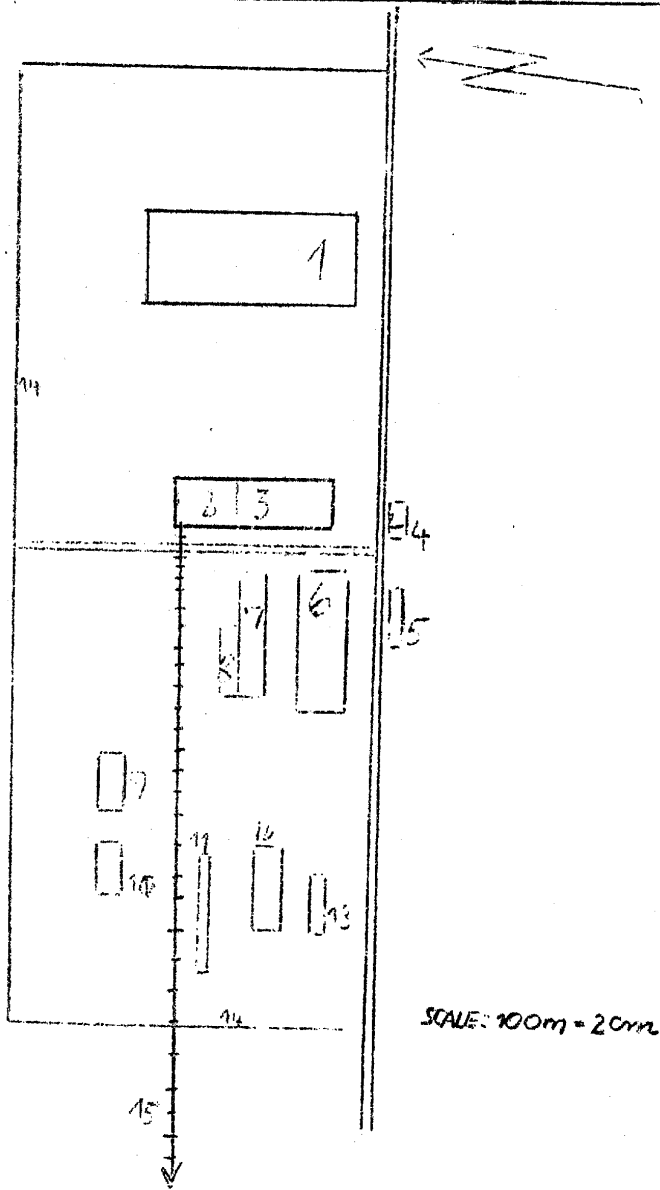
- 1. Kirov Tractor Plant.
- 2. Electric power plant with 8 smokestacks.
- 3. GMZ Machine Factory.
- 4. Ordzhonikidze Plant No 78.
- 5. PW Camp 7601.
- 6. Mannesmann-tube plant.
- 7. Rolling mill for automobile components.
- 8. PW Camp 7606.
- 9. Workers' settlement.

CONFIDENTIAL

25X1

CENTRAL INTELLIGENCE AGENCY

Layout of the CMZ Machine Factory at Chelyabinsk. Annex 2



Legend: See next page.

CONFIDENTIAL

25X1

25X1

25X1A

CONFIDENTIAL

CENTRAL INTELLIGENCE AGENCY

Annex 2/2

Legend to Annex 2:

1. New machine shop, a stone building, 180x80 meters, equipped with metal-working machines, including vertical turning and boring machines with a diameter of 3.5 meters, built under license of the Niles firm; two compressors of German origin; and three cranes of American origin with a lifting power of 3, 10, and 20 tons. This section was not yet operating at full capacity.
2. Shop for assembly of railroad cranes, 50 x 40 meters, with sidings where 10-ton cranes were mounted on two and four-axle cars. Some American cranes were used as models. Not more than one crane was under construction at a time.
3. Welding shop, 80 x 40 meters, equipped with electric welding apparatus.
4. New administration building under construction, 20 x 10 meters. The foundation wall had only been built to a height of 1 meter by May 1949.
5. Old administration building, 50 x 8 meters, wooden hut.
6. Old machine shop, 120 x 50 meters. Half of the machinery in this shop was of German make and half of Soviet make. The equipment included several milling machines for cogwheels, 1 bevel milling machine (Kegel-fraesmaschine) made by the Klingelberg firm, 1 bevel wheel slotting machine (Kegelradstossmaschine), 1 slotting machine for cogwheels, 4 turning and boring lathes, 20 standard lathes, 5 milling machines, 1 large planing bench and a number of boring machines. In addition to components for cranes and dredges, this shop manufactured cogwheels for the Kirov Tractor Plant.
7. Forge, 100 x 20 meters, equipped with 2 pneumatic hammers, 2 eccentric presses, 4 iron saws and 1 shearing machine made by the Sonntag firm. All the machinery was of German origin.
8. Pattern-making shop, 50 x 20 meters, where casting molds were made. This shop also made driver's cabs for the truck cranes.
9. Old foundry, 50 x 25 meters, with an obsolete Russian coking furnace. Castings for dredges and cranes were made in this foundry.
10. New foundry, 40 x 30 meters, a raw brick building, 10 meters high, with large windows.
11. Store building, 100 x 10 meters, a wooden hut on concrete foundation.
12. Repair shop, a stone building, 80 x 30 meters with some metal-working machines, 80 percent of which were of German origin, and 20 percent were of Hungarian and Soviet origin. On the second floor was a tool section equipped with German and American machinery used for making precision parts (Feinteile).
13. Kitchen, a wooden building, 50 x 8 meters.
14. Wooden fence, 2 meters high.
15. Spur track leading to electric power station.

CONFIDENTIAL

25X1

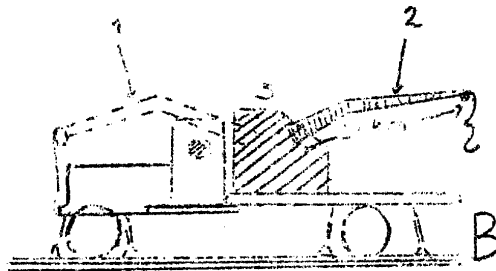
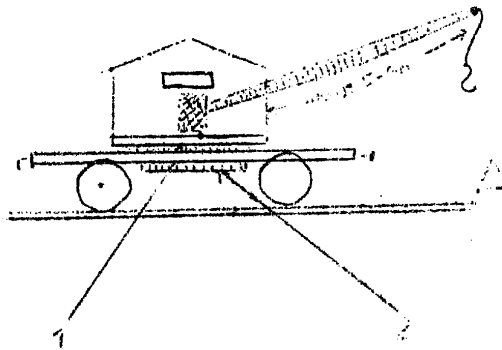
CONFIDENTIAL

25X1A

CENTRAL INTELLIGENCE AGENCY

Annex 3

Railroad Crane built in the GAZ Machine Factory at Cheliabinsk.



- Legend:
- A. Railroad crane with a lifting capacity of 10 tons, mounted on two and four-axle cars and powered by a Diesel engine, which for short distances can be switched over to drive the car. This crane was said to be a duplicate of a US-type.
    - 1. Turning platform (Lanfiran) 1.2 meters in diameter
    - 2. Iron plate used as counterweight
  - B. A 3-ton truck crane mounted on a ZIS truck. Eight supports were lowered under the wheels when the crane was in operation.
    - 1. Traveling position of crane
    - 2. Working position of crane
    - 3. Engine casing of crane, housing a Diesel engine.

CONFIDENTIAL

25X1

