

4 168913

Approved For Release 1999/09/10 : CIA-RDP83-00423R000300040001-3



This unclassified information for US Officials Only is supplied for the possible interest of your analysts. It does not warrant dissemination by [redacted]

COUNTRY: Germany (Federal Republic)

SUBJECT: Program to Increase Coal Production in Germany

DATE OF INFO: Oct 1951 to May 1952


25X1X6

25X1A2g

SOURCE:



25X1A2g



[Available on loan from the CIA Library is a microfilm of the draft report mentioned above. It is entitled, "The Program to Increase Coal Production in Western Germany." Dated October 1951 to May 1952, the report is 119 pages long and includes charts and graphs. As far as the source of [redacted] knows, there is no copy of the report available in MSA in Washington, D. C.]

25X1A2g


	Page
Foreword	1
I. Coal and the General Problem of Productivity in West German Industry	3
II. The Need for More Coal Production	8
III. A Summary of Obstacles to Higher Production	11
A. Reasons for Lower Productivity	11
B. Factors Limiting Further Increases in the Number of Manshifts Worked	16
C. Lack of Sufficient Mechanization and Concentration in the Mines	19
IV. Previous Efforts to Meet the Coal Shortage	21
V. The Committee to Increase Coal Production	27
A. Reasons for Formation	27

RETURN TO CIA LIBRARY

Approved For Release 1999/09/10 : CIA-RDP83-00423R000300040001-3

	Page
B. Formation of the Committee.....	28
C. Organization and Functions of the Committee	30
D. The Role of Labor in the Coal Production Committee	33
VI. The Sub-Committee on "Social-Political" Questions	36
A. Objectives of the Sub-Committee	36
B. The "Participation-in-Results" Agreement	40
C. Union/Management Production Committees	44
VII. The Sub-Committee on Rationalization and Investments	45
A. Mechanization	46
B. Concentration and Other Rationalization Measures	53
C. Technical Assistance	55
D. Investment Programs	57
E. Substitute Fuels	65 m
F. Price Increases	66
VIII. The Sub-Committee on Housing for Miners	67
A. The Program to Construct 92,000 Miner's Dwellings	68
B. The MSA Miners' Housing Program for 1952	76
IX. The Sub-Committee on P ^U blic Information	89
X. The Sub-Committee on Fuel Efficiency	92
A. Recent Trends in Fuel Efficiency	92
B. Proposals of the Rationalization Council for the German Economy (RKW)	94
XI. Evaluating the Success of the Coal Production Drive	97
A. Summary of Production Trends Prior to the Current Drive	97

Approved For Release 1999/09/10 : CIA-RDP83-00423R000300040001-3



	<u>Page</u>
B. Developments Since Formation of the Coal Production Committee	102
C. First Results of the New Premium Pay Plan ...	111
D. Recruitment and Turnover Developments	114
XII. German Participation in OEEC Efforts to Raise Coal Production	115
XIII. Conclusion and Prospects	119

25X1A2g

ENCLOSURES


- No 1 Text of Tariff Agreement Providing for "Participation-in-Results" System
- No 2 Articles on the Miners' Housing Program Translated from "Bergbau and Wirtschaft", the Magazine of the Mine Workers Union
- No 3 Regulations for the MSA Special Miners' Housing Program for 1952
- No 4 MSA Miners' Housing Program - List of Projects and Mines Served
- No 5 Proposed Coal Publicity Projects for MSA Financing
- No 6 RKW Conservation Campaign - Proposed Costs for 1952
- No 7 Selected References

Approved For Release 1999/09/10 : CIA-RDP83-00423R000300040001-3

LIST OF TABLES

25X1A2g

<u>Number</u>		<u>Page</u>
1	Output per man-hour in selected industries (Western Germany: June 1948 - October 1951)....	6
2	Postwar productivity compared to prewar (major Western European hard coal mining areas).	7
3	Age structure of workers in the Ruhr hard coal mines--prewar and postwar	13
4	Postwar turnover rates (Western German hard coal mines)	13
5	Employment in the West German hard coal mines-- prewar and postwar	17
6	Absenteeism by cause (Western German hard coal mines)--prewar and post war	18
7	Overtime shifts and shifts lost--prewar and post war (Western German hard coal mines)	19
8	Concentration of production--clean coal per face in the Ruhr district--prewar and postwar	20
9	Modern faces compared to old-type faces--flat seams in the Ruhr hard coal mines--June 1951 ...	47
10	Fully and partially mechanized faces (Western German hard coal mines; Jan 1951 - Mar 1952) ...	50
11	Estimated capital requirements--(Western German coal mines)	59
12	Estimated available capital	60
13	Ruhr miners' postwar housing construction activity	69
14	MSA miners' housing projects for 1952--location and distribution of funds	87
15	Efficiency of fuel and power utilization by industry (Western Germany: 4th Q 1949 - 4th Q 1951)	92
16	Changes in efficiency of fuel and power consumption--selected industries (Western Germany: 4th Q 1949 - 4th Q 1951)	93



<u>Number</u>		<u>Page</u>
17	Improvement of Specific Coal Consumption in Public Utility Power Stations (Western Germany 1948 - 1951)	93a
18	Coal Consumption by Steam Locomotives (German Federal Railways; 1948 - 1951)	93b
19	SUMMARY TABLE--Hard coal production, employment productivity, absenteeism, and overtime trends (Western Germany; prewar and postwar)	98
20	Hard coal production, employment, and productivity--September - March gains for past 4 years (Western Germany)	103
21	Average daily hard coal production--first five months of year compared with previous fall peak - 1949, 1950, 1951, and 1952 (Western Germany)	105
22	Average daily hard coal production by month - percentage increase over corresponding month in previous year (Western Germany - Jan - May; 1950, 1951, 1952)	107
23	Changes in output per manshift underground compared to basic agreed efficiency under the new premium pay plan--January to April 1952	111
24	Output per manshift underground (Western German hard coal mines: Jan - May, 1949 - 1952)	113
25	Turnover developments (Western German hard coal mines; Oct - April 1948/49 - 1951/52)	

LIST OF GRAPHS AND CHARTS

1	Coal productivity program--organization chart	32
2	Hard coal production gains and losses per year by cause (Western Germany; 1947, 1948, 1949, 1950 and 1951)	99 and 99a
3	Western German hard coal production--prewar and postwar--total tonnage, tonnage from normal shifts and from overtime shifts, and tonnage lost due to shifts not worked	100

MISSING PAGE

ORIGINAL DOCUMENT MISSING PAGE(S):

Attachment Missing page 6



~~CONFIDENTIAL/CIA INTERNAL USE ONLY - SECURITY INFORMATION~~

25X1A2g

- 7 -

<u>Number</u>		<u>Page</u>
4	Average daily hard coal production gains or losses -- first five months of year compared to previous fall peak (Western Germany; 1949, 1950, 1951, and 1952)	106
5	Average daily hard coal production by month - percentage increase over corresponding month in previous year. (Western Germany: Jan-May 1950, 1951, and 1952)	108
6	Western German hard coal production gains and losses by cause -- highest week in 1952 compared with fall peak in 1951 and with first quarter 1951	110

~~CONFIDENTIAL/CIA INTERNAL USE ONLY - SECURITY INFORMATION~~