

Monthly Activities of the PSI Directorate

Clearance Division Activity

| | |
|-----------------------------|------|
| Total Cases Received | 2064 |
| Total Field Cases Received | 952 |
| Total Cases Processed | 2615 |
| Total Field Cases Processed | 1397 |
| Total Cases Pending | 4203 |
| Total Field Cases Pending | 2857 |

Field Office Investigative Assignments

| | |
|-----------------|------|
| Total Received | 1588 |
| Total Completed | 1667 |
| Total Pending | 2426 |

Security Support Division

Operational Support

| | |
|-------------------------------------------------|------|
| Total Headquarters and Field Office Manhours | 2331 |
|-------------------------------------------------|------|

External Activity

| | |
|-----------------------------------------------------------------------------------------|-----|
| Briefings, Correspondence, Functional Guidance and Outside Activity Total Actions | 876 |
|-----------------------------------------------------------------------------------------|-----|

Polygraph

| | |
|--------|-----|
| Overt | 247 |
| Covert | 23 |
| RIP | 189 |
| ICP | 42 |
| TOTAL | 475 |

OPERATIONS SUPPORT BRANCH MONTHLY STATISTICAL REPORT

MONTH OF October 1979

| TYPE OF CASE/ACTIVITY | PENDING BOM | RECEIVED | CLOSED | PENDING EOM |
|----------------------------------------------------------------|-------------|----------|--------|-------------|
| <u>PERSONNEL SECURITY</u> | | | | |
| PERSONNEL PROBLEM (Marital, Financial, Emotional, Drugs, etc.) | 36 | 14 | 15 | 35 |
| UNAUTHORIZED DISCLOSURE | 5 | 8 | 7 | 6 |
| REPORTED MISSING EMPLOYEE | 1 | 0 | 0 | 1 |
| HOMOSEXUAL ACTIVITY | 0 | 0 | 0 | 0 |
| <u>SECURITY SUPPORT</u> | | | | |
| DEFECTOR | 2 | 2 | 2 | 2 |
| ESCORT (Funds, Equipment, Materials, Personnel) | 2 | 2 | 2 | 2 |
| SURVEILLANCE TRAINING | 0 | 2 | 2 | 0 |
| DCI/DDCI SUPPORT | 1 | 3 | 3 | 1 |
| MEET & ASSIST (VIP's, Employees, Dependents, Evacuees) | 4 | 12 | 7 | 9 |
| SPECIAL PROJECTS | 0 | 0 | 0 | 0 |
| MISCELLANEOUS | 22 | 25 | 16 | 31 |
| SPECIAL INQUIRIES (D&B Reports, File Reviews, etc.) | 8 | 9 | 6 | 11 |
| T O T A L | 81 | 77 | 60 | 98 |

INCIDENT REPORTS: Received 36

Acted Upon 18

CONFIDENTIAL

Approved For Release 2000/05/31 : CIA-RDP83B00823R000600100010-0

OFFICE OF SECURITY

TIME FACTORS IN PROCESSING OVERT & SEMI-COVERT CASES

Month of October 19 79

| 1. PROCESSING TIME (For* <u>207</u> Regular Cases) | | | | |
|------------------------------------------------------------------------------------------------------------------------------------------------------|-----------------------------|--------------------------------|------|---------------|
| Time required during month to process to Approval or Disapproval, "Applicant Type" cases received from Office of Personnel (Average number of days): | DAYS In INVESTIGATION | Days in Research and Appraisal | | TOTAL DAYS |
| | | SRD | PSD | |
| | 41.1 | 4.0 | 14.9 | 60.0 |

| 2. ANALYSIS OF PROCESSING TIME | CASES |
|--------------------------------|-------|
| a. Less than 30 days | |
| b. 31 to 60 days | |
| c. 61 to 90 days | |
| d. 91 to 120 days | |
| e. 121 to 150 days | |
| f. over 150 days | |

| 3. CASES PENDING OVER 90 DAYS | STATUS | |
|--------------------------------------------------------------------------------------------------|----------|---------|
| Number of "Applicant Type" cases received from Office of Personnel and pending more than 90 days | Deferred | Regular |
| | | |
| | Total | |

*This figure does not include _____ cases where clearances were granted without FURTHER, OR IMMEDIATE INVESTIGATION which, if included, would give a grand total of _____ CASES.

Approved For Release 2000/05/31 : CIA-RDP83B00823R000600100010-0

| STATUS OF FIELD ASSIGNMENTS | | TOTAL | | | | | | | | |
|-----------------------------|-----------|-------|-----|-----|---|-----|-----|-----|-----|------|
| PENDING BOM | ALL | 2505 | 169 | 188 | - | 315 | 147 | 200 | 474 | 1012 |
| | APPLICANT | 408 | 25 | 42 | - | 35 | 48 | 49 | 38 | 171 |
| RECEIVED | ALL | 1588 | 149 | 174 | - | 209 | 135 | 173 | 274 | 474 |
| | APPLICANT | 436 | 43 | 39 | - | 40 | 68 | 65 | 49 | 132 |
| COMPLETED | ALL | 1667 | 136 | 182 | - | 253 | 133 | 157 | 335 | 471 |
| | APPLICANT | 533 | 48 | 52 | - | 48 | 77 | 70 | 58 | 180 |
| PENDING EOM | ALL | 2426 | 182 | 180 | - | 271 | 149 | 216 | 413 | 1015 |
| | APPLICANT | 310 | 20 | 29 | - | 27 | 38 | 44 | 29 | 123 |

AGE OF ASSIGNMENTS

| | | | | | | | | | | |
|---------------------------------|-------------------------|------|----|----|---|-----|----|----|-----|------|
| PENDING 60 DAYS OR MORE | APPLICANTS | 16 | 1 | 1 | - | 0 | 0 | 0 | 0 | 9 |
| | COVERT AND OTHER OVERT | 984 | 73 | 11 | - | 93* | 55 | 65 | 180 | *507 |
| AVERAGE NO. OF DAYS TO COMPLETE | APPLICANTS | 23.1 | 23 | 25 | - | 25 | 23 | 31 | 21 | 34 |
| | COVERT AND OTHER OVERT | 52.3 | 54 | 35 | - | 48 | 55 | 61 | 41 | 72 |
| PENDING OFFICE OF ORIGIN CASES | TOTAL OVERT AND COVERT | - | - | - | - | - | - | - | - | - |
| | PENDING 60 DAYS OR MORE | - | - | - | - | - | - | - | - | - |

PERSONNEL

| | | | | | | | | | | |
|---------------------------|----------------|------|-----|------|---|-----|-----|------|------|-----|
| AGENTS AVAILABLE | INVESTIGATIONS | 121 | 10 | 13** | - | 19 | 8 | 15 | 15 | 41 |
| | SUPPORT | 95.1 | 8.2 | 10.3 | - | 15 | 6.9 | 11.1 | 13.6 | 30 |
| | LIAISON | 11 | .8 | 1.7 | - | 1 | 1.1 | 2.9 | .4 | 3.1 |
| | TOTAL | 5 | - | 1 | - | - | - | - | 1 | 3 |
| CORRESPONDENT ASSIGNMENTS | COMPLETED | 111 | 9 | 13 | - | 16* | 8 | 14 | 15 | 36 |
| | PENDING EOM | 192 | - | - | - | 16 | 22 | 26 | 48 | 80 |
| | | 259 | - | - | - | 23 | 16 | 29 | 49 | 142 |

AGENT PRODUCTION

| | | | | | | | | | | |
|----------------------------------------------------------------------------|-----------------------------------------|------|------|------|---|------|------|------|------|------|
| COMPLETED PER AGENT (Based on agents available for investigation) | INCLUDING COMPLETIONS BY CORRESPONDENTS | 17.8 | 16.6 | 17.7 | - | 16.9 | 19.3 | 14.1 | 24.6 | 15.7 |
| | EXCLUDING COMPLETIONS BY CORRESPONDENTS | 16 | 16.6 | 17.7 | - | 15.8 | 16.1 | 11.8 | 21.1 | 13 |
| PENDING PER AGENT (Based on average agents on support in previous year) | INCLUDING PENDING BY CORRESPONDENTS | 23.3 | 22.2 | 17.5 | - | 18.1 | 21.6 | 19.5 | 30.4 | 33.9 |
| | EXCLUDING PENDING BY CORRESPONDENTS | 22.2 | 22.2 | 17.5 | - | 16.9 | 19.3 | 18.9 | 26.7 | 29.1 |

25X1A

Approved For Release 2000/05/31 : CIA-RDP83B00823R000600100010-0

Approved For Release 2000/05/31 : CIA-RDP83B00823R000600100010-0




OCT 29

ROUTING AND RECORD SHEET

SUBJECT: (Optional)
Monthly Report

| | | |
|--------------------------|-------------------------|-----|
| FROM: Chief, STOB | EXTENSION | NO. |
| | DATE 15 NOV 1979 | |

| TO: (Officer designation, room number, and building) | DATE | | OFFICER'S INITIALS | COMMENTS (Number each comment to show from whom to whom. Draw a line across column after each comment.) |
|------------------------------------------------------|----------|-----------|--------------------|---------------------------------------------------------------------------------------------------------|
| | RECEIVED | FORWARDED | | |

| | | | | |
|------------------------------------------------------------------------------------------|-------------|-------|-----|--|
| 1. C/STOB | 17/15 | 11/15 | E | |
| 2. | | | | |
| 3. C/PPG | 15 NOV 1979 | | ✓ | |
| 4.  | 15 Nov | | Hpn | |
| 5.  | 16 Nov 79 | | cm | |
| 6.  | | | PO | |
| 7. Jim C. | | | | |
| 8. | | | | |
| 9. | | | | |
| 10. | | | | |
| 11. | | | | |
| 12. | | | | |
| 13. | | | | |
| 14. | | | | |
| 15. | | | | |

25X1A

25X1A