

CONFIDENTIAL

Copy No. 002

GEOGRAPHIC
INTELLIGENCE
MEMORANDUM

CIA/RR GM 60-2
22 January 1960

OVERSEAS CHINESE
IN
SOUTHEAST ASIA



CENTRAL INTELLIGENCE AGENCY
OFFICE OF RESEARCH AND REPORTS

WARNING
The material contains information affecting the National Defense within the meaning of the espionage laws, Title 18, USC, Sec. 793 and 794, and the transmission or revelation of its contents in any manner to an unauthorized person is prohibited by law.

CONFIDENTIAL

CONFIDENTIAL

CONFIDENTIAL

Approved For Release 2001/08/07 : CIA-RDP84-00825R000100360001-6

CONFIDENTIAL

CONFIDENTIAL

CONFIDENTIAL

Distribution of Chinese in Southeast Asia by Country and Chinese Administrative Division

Burma, 1953
(by State and Special District)

Administrative Unit	Total Population	Chinese Population	Percentage of Total
1. Tanintharyi S.	1,118,000	25,000	2.2
2. Rangoon	771,000	1,000	0.1
3. Pegu	1,121,000	118,000	10.5
4. Irrawaddy	2,068,000	16,000	0.8
5. Bhamo	80,000	3,000	3.8
6. Mandalay	2,100,000	1,000	0.05
7. Monywa	771,000	3,000	0.4
8. Amarapura	2,124,000	2,000	0.1
9. Chin Hill Special Dist.	484,000	1,000	0.2
10. Dagon	2,144,000	8,000	0.4
11. Shan	2,082,000	18,000	0.9
12. Kachin	485,000	22,000	4.5

Thailand, 1953
(by City and Town)

City or Town	Total Population	Chinese Population	Percentage of Total
1. Bangkok	80,000	15,000	18.8
2. Chiang Mai	10,000	1,500	15.0
3. Samut Prakan	10,000	1,500	15.0
4. Chonburi	7,000	1,500	21.4
5. Songkhro	7,000	1,500	21.4
6. Nakhon Phanom	7,000	1,500	21.4
7. Nakhon Phanom	7,000	1,500	21.4
8. Nakhon Phanom	7,000	1,500	21.4
9. Nakhon Phanom	7,000	1,500	21.4
10. Nakhon Phanom	7,000	1,500	21.4
11. Nakhon Phanom	7,000	1,500	21.4
12. Nakhon Phanom	7,000	1,500	21.4
13. Nakhon Phanom	7,000	1,500	21.4
14. Nakhon Phanom	7,000	1,500	21.4
15. Nakhon Phanom	7,000	1,500	21.4
16. Nakhon Phanom	7,000	1,500	21.4
17. Nakhon Phanom	7,000	1,500	21.4
18. Nakhon Phanom	7,000	1,500	21.4
19. Nakhon Phanom	7,000	1,500	21.4
20. Nakhon Phanom	7,000	1,500	21.4

Thailand, 1950
(by Province and City)

Province or City	Total Population	Chinese Population	Percentage of Total
1. Bangkok	371,000	2,400	0.6
2. Bangkok	371,000	2,400	0.6
3. Bangkok	371,000	2,400	0.6
4. Bangkok	371,000	2,400	0.6
5. Bangkok	371,000	2,400	0.6
6. Bangkok	371,000	2,400	0.6
7. Bangkok	371,000	2,400	0.6
8. Bangkok	371,000	2,400	0.6
9. Bangkok	371,000	2,400	0.6
10. Bangkok	371,000	2,400	0.6
11. Bangkok	371,000	2,400	0.6
12. Bangkok	371,000	2,400	0.6
13. Bangkok	371,000	2,400	0.6
14. Bangkok	371,000	2,400	0.6
15. Bangkok	371,000	2,400	0.6
16. Bangkok	371,000	2,400	0.6
17. Bangkok	371,000	2,400	0.6
18. Bangkok	371,000	2,400	0.6
19. Bangkok	371,000	2,400	0.6
20. Bangkok	371,000	2,400	0.6

Thailand, 1950
(by Province and City)

Province or City	Total Population	Chinese Population	Percentage of Total
1. Bangkok	371,000	2,400	0.6
2. Bangkok	371,000	2,400	0.6
3. Bangkok	371,000	2,400	0.6
4. Bangkok	371,000	2,400	0.6
5. Bangkok	371,000	2,400	0.6
6. Bangkok	371,000	2,400	0.6
7. Bangkok	371,000	2,400	0.6
8. Bangkok	371,000	2,400	0.6
9. Bangkok	371,000	2,400	0.6
10. Bangkok	371,000	2,400	0.6
11. Bangkok	371,000	2,400	0.6
12. Bangkok	371,000	2,400	0.6
13. Bangkok	371,000	2,400	0.6
14. Bangkok	371,000	2,400	0.6
15. Bangkok	371,000	2,400	0.6
16. Bangkok	371,000	2,400	0.6
17. Bangkok	371,000	2,400	0.6
18. Bangkok	371,000	2,400	0.6
19. Bangkok	371,000	2,400	0.6
20. Bangkok	371,000	2,400	0.6

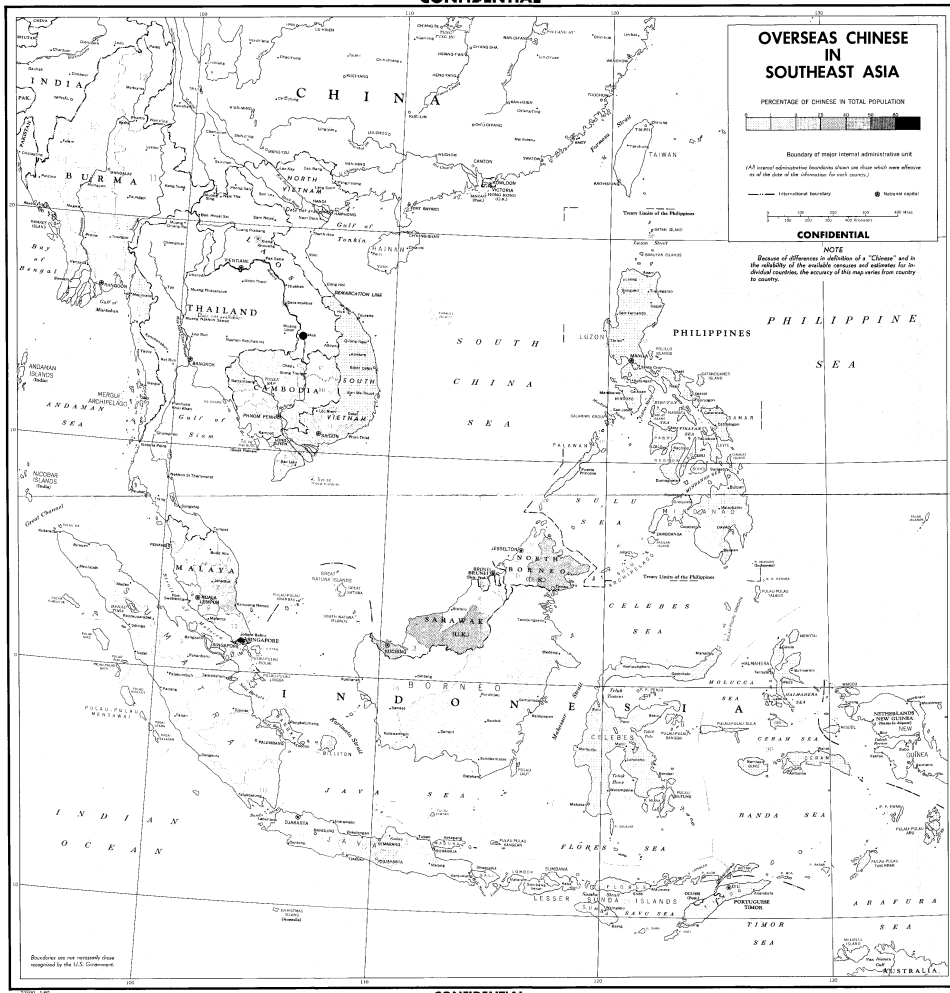
Thailand, 1950
(by Province and City)

Province or City	Total Population	Chinese Population	Percentage of Total
1. Bangkok	371,000	2,400	0.6
2. Bangkok	371,000	2,400	0.6
3. Bangkok	371,000	2,400	0.6
4. Bangkok	371,000	2,400	0.6
5. Bangkok	371,000	2,400	0.6
6. Bangkok	371,000	2,400	0.6
7. Bangkok	371,000	2,400	0.6
8. Bangkok	371,000	2,400	0.6
9. Bangkok	371,000	2,400	0.6
10. Bangkok	371,000	2,400	0.6
11. Bangkok	371,000	2,400	0.6
12. Bangkok	371,000	2,400	0.6
13. Bangkok	371,000	2,400	0.6
14. Bangkok	371,000	2,400	0.6
15. Bangkok	371,000	2,400	0.6
16. Bangkok	371,000	2,400	0.6
17. Bangkok	371,000	2,400	0.6
18. Bangkok	371,000	2,400	0.6
19. Bangkok	371,000	2,400	0.6
20. Bangkok	371,000	2,400	0.6

Thailand, 1950
(by Province and City)

Province or City	Total Population	Chinese Population	Percentage of Total
1. Bangkok	371,000	2,400	0.6
2. Bangkok	371,000	2,400	0.6
3. Bangkok	371,000	2,400	0.6
4. Bangkok	371,000	2,400	0.6
5. Bangkok	371,000	2,400	0.6
6. Bangkok	371,000	2,400	0.6
7. Bangkok	371,000	2,400	0.6
8. Bangkok	371,000	2,400	0.6
9. Bangkok	371,000	2,400	0.6
10. Bangkok	371,000	2,400	0.6
11. Bangkok	371,000	2,400	0.6
12. Bangkok	371,000	2,400	0.6
13. Bangkok	371,000	2,400	0.6
14. Bangkok	371,000	2,400	0.6
15. Bangkok	371,000	2,400	0.6
16. Bangkok	371,000	2,400	0.6
17. Bangkok	371,000	2,400	0.6
18. Bangkok	371,000	2,400	0.6
19. Bangkok	371,000	2,400	0.6
20. Bangkok	371,000	2,400	0.6

4. The figures presented in the above of internal administrative units refer to all identify the corresponding numbers in the map. City and town names are not indicated because they are given in full on the map. Figures of some locations in the internal administrative units of Singapore are not indicated.



British Borneo

Administrative Unit	Total Population	Chinese Population	Percentage of Total
1. Sarawak, 1947	170,000	42,100	24.8
2. Sarawak District	170,000	42,100	24.8
3. Sarawak District	170,000	42,100	24.8
4. Sarawak District	170,000	42,100	24.8
5. Sarawak District	170,000	42,100	24.8
6. Sarawak District	170,000	42,100	24.8
7. Sarawak District	170,000	42,100	24.8
8. Sarawak District	170,000	42,100	24.8
9. Sarawak District	170,000	42,100	24.8
10. Sarawak District	170,000	42,100	24.8
11. Sarawak District	170,000	42,100	24.8
12. Sarawak District	170,000	42,100	24.8
13. Sarawak District	170,000	42,100	24.8
14. Sarawak District	170,000	42,100	24.8
15. Sarawak District	170,000	42,100	24.8
16. Sarawak District	170,000	42,100	24.8
17. Sarawak District	170,000	42,100	24.8
18. Sarawak District	170,000	42,100	24.8
19. Sarawak District	170,000	42,100	24.8
20. Sarawak District	170,000	42,100	24.8

Philippines, 1947
(by Province and City)

Province or City	Total Population	Chinese Population	Percentage of Total
1. Iloilo Norte	251,475	510	0.2
2. Iloilo Sur	251,475	510	0.2
3. Iloilo Sur	251,475	510	0.2
4. Iloilo Sur	251,475	510	0.2
5. Iloilo Sur	251,475	510	0.2
6. Iloilo Sur	251,475	510	0.2
7. Iloilo Sur	251,475	510	0.2
8. Iloilo Sur	251,475	510	0.2
9. Iloilo Sur	251,475	510	0.2
10. Iloilo Sur	251,475	510	0.2
11. Iloilo Sur	251,475	510	0.2
12. Iloilo Sur	251,475	510	0.2
13. Iloilo Sur	251,475	510	0.2
14. Iloilo Sur	251,475	510	0.2
15. Iloilo Sur	251,475	510	0.2
16. Iloilo Sur	251,475	510	0.2
17. Iloilo Sur	251,475	510	0.2
18. Iloilo Sur	251,475	510	0.2
19. Iloilo Sur	251,475	510	0.2
20. Iloilo Sur	251,475	510	0.2

Indonesia, 1950
(by Government, Residency, and Province)

Government, Residency, or Province	Total Population	Chinese Population	Percentage of Total
1. Aceh and Dependencies	1,001,000	21,700	2.2
2. Aceh and Dependencies	1,001,000	21,700	2.2
3. Aceh and Dependencies	1,001,000	21,700	2.2
4. Aceh and Dependencies	1,001,000	21,700	2.2
5. Aceh and Dependencies	1,001,000	21,700	2.2
6. Aceh and Dependencies	1,001,000	21,700	2.2
7. Aceh and Dependencies	1,001,000	21,700	2.2
8. Aceh and Dependencies	1,001,000	21,700	2.2
9. Aceh and Dependencies	1,001,000	21,700	2.2
10. Aceh and Dependencies	1,001,000	21,700	2.2
11. Aceh and Dependencies	1,001,000	21,700	2.2
12. Aceh and Dependencies	1,001,000	21,700	2.2
13. Aceh and Dependencies	1,001,000	21,700	2.2
14. Aceh and Dependencies	1,001,000	21,700	2.2
15. Aceh and Dependencies	1,001,000	21,700	2.2
16. Aceh and Dependencies	1,001,000	21,700	2.2
17. Aceh and Dependencies	1,001,000	21,700	2.2
18. Aceh and Dependencies	1,001,000	21,700	2.2
19. Aceh and Dependencies	1,001,000	21,700	2.2
20. Aceh and Dependencies	1,001,000	21,700	2.2

Malaya: Federation of Malaya, Department of Statistics, *Population Census of the Federation of Malaya*, Report No. 1, Kuala Lumpur, 1957.

Philippines: Census of the Philippines, 1948, Manila, 1951.

China: Bureau of Census, *Report on the 1957 Population Census*, Beijing, 1959.

Indonesia: *Indonesian Census 1950*, Jakarta, 1953-1956.

CONFIDENTIAL

UNCLASSIFIED		CONFIDENTIAL		SECRET		CALL NO.		CHARGE NO.	
REQUESTER'S NAME DND				DATE OF REQUEST Approved For Release 2001/08/07 : CIA-RDP84-00825R000100360001-6				E 261819	
OFFICE/DIVISION		ROOM NO. AND BUILDING		EXTENSION				FOR LIBRARY USE ONLY ↓	
TITLE OF PUBLICATION CIA, OGI, GBO INTELL MEMO CIA/IN GNSO-2						USIB CONTROL NO.		DUE DATE	
<div style="transform: rotate(-30deg); opacity: 0.5; font-size: 4em; font-weight: bold; position: absolute; top: 50%; left: 50%;"> THIS COPY FOR REQUESTER'S RECORD </div>						DOCUMENT NO.		PURCHASE ORDER NO.	
						PUBLICATION DATE		PERIODICITY	
						DOCUMENT CLASS.		SEQUENCE NO.	
AUTHOR/ORIGINATING AGENCY AND POST						DOCUMENT ONLY		SEA/AIR ACCT./EXP.	
PUBLISHER AND ADDRESS (IF ITEM IS TO BE PURCHASED)						ENCLOSURE ONLY		TYPE POST/DLR	
						DOCUMENT AND ENCLOSURE		OR. DATE EST. COST	
						NO. COPIES NEEDED		OR. COPIES REC. DATE	
						DEADLINE DATE (IF ANY)		REC. COPIES REORDER	
<input type="checkbox"/> LOAN COPY <input type="checkbox"/> EXPENDABLE COPY <input checked="" type="checkbox"/> RETENTION COPY REQUIRED <input type="checkbox"/> RETENTION COPY IF POSSIBLE OTHERWISE LOAN						REQUISITION NO.		PRICE	
REMARKS (SOURCE OF CITATION, SENSITIVITY, ETC.)						COST CENTER			
Approved For Release 2001/08/07 : CIA-RDP84-00825R000100360001-6						AUTHORIZED BY			
UNCLASSIFIED		CONFIDENTIAL		SECRET					

7 Jun 1966

GM 60-2

STATINTL

Asked [REDACTED] to have Records Center
send one copy to [REDACTED] CGS, 1-G-38, Langley,
tomorrow.

STATINTL

19Sep66

GM 60-2

Sent Records Center request to [REDACTED] to have
Rec. Cen. send one copy to [REDACTED] CGS, 1-G-38, Langley.

STATINTL

STATINTL

Title of Report _____ Date _____
 Report No. CIA/RR GM 60-2 _____ Classification/ _____
 Requester _____ Control _____
 Analyst/Branch _____ Graphics _____

Copy No. _____ Po _____ Date _____

52 STATINTL _____
 62 _____ 9Aug60
 72 _____ ONE, 7-E-62, 11Feb65
 73 _____ STATINTL 21Jul64

STATINTL 117 _____

185 _____ GO/F File 11 Mar 66
 176 _____ GO/F File 19 May 66
 179 _____ Col. Demet E. Walker Attn. SCFA (Col. Walker) 9 May 66
 _____ Hq. AFCE Andrews AFB

192-193 _____ for Ft. Bragg School (see attached) 14Aug64
 200 _____ STATINTL _____
 * 203 _____ D/GG File _____

* 204 _____ Circulated in D/GG
 * 205 _____ STATINTL _____

* 206 _____ ODD/I 9Jan63

Remarks: *fwd to us by D/GC (and numbered by them)

14 August 1964

MEMORANDUM FOR: [REDACTED] 25X1A

SUBJECT: ATSWS--DI Request for Publications

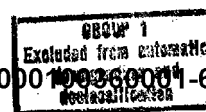
REFERENCE: Memorandum dated 28 July 1964 from DI, USASWS,
Lt. Col. Evans

1. Two copies each of the following Geography Division publications, specifically requested by title and number in the first paragraph of the reference memorandum, are transmitted herewith:


<u>Title</u>	<u>CIA/RR Report No.</u>	<u>Copy Nos.</u>
[REDACTED]	GP 62-186:L	76, 77
[REDACTED]	GP 62-357:L	148, 149
[REDACTED]	GP 63-115:L	17, 18
[REDACTED]	GP 63-1:L	134, 135
[REDACTED]	GS 63-7	120, 121
[REDACTED]	GP 62-390:L	145, 146
[REDACTED]	GP 63-150:L	97, 98

2. The following D/GG publications are sent in partial answer to the further request for studies on areas and groups named in subsequent paragraphs of the reference memorandum:

Laos	GM 59-2	378, 379
Overseas Chinese in Southeast Asia	GM 60-2 ✓	192, 193
South Vietnam	GM 60-4	247, 248



Subject: ATSWS-DI Request for Publications

<u>Title</u>	<u>CIA/RR Report No.</u>	<u>Copy Nos.</u>
Laos, Cambodia, Vietnam, Thailand Zone of Conflict in Southeast Asia	GM 61-2	153, 236
Angola	GM 61-4	202, 203
	GR-55	625

25X1C

3. Other areas and groups have not been included in the work of this Division.


Chief, Geography Division, ORR

25X1A

25X1C

Next 1 Page(s) In Document Exempt

Date	Status	See Card #1 Attached	Card #2
		Approved For Release 2001/08/07 : CIA-RDP84-00825R000100360001-6	
28Dec59	Post Ed.	Back from Editing; will have to go there again. Maps in progress.	
4 Jan60	(not yet typed)	Maps now scheduled to go to Reproduction 15 Jan.	
12Jan60		Map and text scheduled to go to Reproduction early next week.	
		Text has been coordinated with interested components.	
19Jan60		Test and maps due to go to Reproduction today.	
		To Reproduction 22 Jan 60; requested for 1 February	
1Feb60		Has to be rerun.	

STATINTL

Requester: Self-initiated
 Date Initiated: 30 Oct 58
 Title: Overseas Chinese
 Analyst: [REDACTED]
 Report No. CIA/RR GM 60-1
 Approved For Release 2001/08/07 : CIA-RDP84-00825R000100360001-6
 Maps: To go to Reprod. 15 Jan
 Deadline: Jan 60
 Priority: I.b.

card #1

Date	Status	Task
27 Aug	Research	50% complete. In a language in favor of <i>Goos</i> <i>GM</i> .
21 Sep	STATINTL	<i>[redacted]</i> to pick up after <i>Goos</i> .
28 Sep	Writing	To be reappraised as <i>GM</i> ; <i>Turner</i> of <i>GM</i> farmstead change No. 1 priority for <i>[redacted]</i> Is on <i>drogs</i> farm.
19 Oct	STATINTL	Initial review/editing complete but <i>farmstead</i> in <i>just</i> <i>[redacted]</i> checking re currency of material. Probably completed in Dec.
26 Oct		In a language in favor of 1812
23 Nov		Work resumed.
30 Nov	STATINTL	<i>[redacted]</i> OKed format. Larger map compilation almost complete. Smaller, simple map to be done. Text requires some polishing.
7 Dec		Polishing of text under way; to go to editing latter part of Dec.
14 Dec		Is being retyped (draft).

STATINTL

Requester: Self-initiated
 Date Initiated: 30 Oct 58
 Title: Overseas Chinese
 Reports: CIA/RR GM
 Analyst: *[redacted]*
 Priority: I.b.

x

STATINTL

 1-E-48-46

Per your request of 15 July 64, the following
reports are forwarded for transmittal to
FE/DDP:

CIA/RR GS 63-16, August 1963, Copy 11
GP 62-142:L, Jun 1962, Copy 15
GP 61-198:L, Dec 1961, Copy 35
GP 61-201:L, Dec 1961, Copy 16
GM 60-2, 22 Jan 1960, Copy 73

STATINTL

 D/GG/RR 3-E-58 x6018 21 July 64

x

TITLE: Quercus Chinese in Southwest PN: 61.1711
REQUESTER: Self-initiated / Asian Report No. GM 60-2

Date	Analyst	Editor or Coordinator*	Typist	Date	Analyst	Editor or Coordinator*	Typist
Oct 58	52			Nov 59	3		
Nov 58	32			Dec 59	39	18	33
Dec 58	56			Jan 60	32	48	36
Jan 59	26						
Feb 59	80						
Mar 59	41						
Apr 59			2				
May 59	56						
Jun 59	31		7				
Jul 59	16		5		464	66	83

* Coordinator: NIS

REPORT APPROVALS

Project No. 61.1711
 Report No. GMW ~~59~~ 60-2
 Reviewed and Approved by: Date Released:
 Analyst J.H. July 20, 1959
 Branch Chief LRW 23 July 59
 *Division Chief RA 23 July 59
Reapproved LRW 10 Dec. 59.
 *Instruction of Division Chief for
 Expediting Editing and Review:

<u>Priority</u>	<u>Degree of Editing Needed</u>
a. <u>✓</u>	1. <u> </u>
b. <u> </u>	2. <u> </u>
c. <u> </u>	3. <u> </u>
	4. <u> </u>

Editor LO Jan
 Editor/Analyst Jan
 *Typist (Final) MEB 19 Jan
 Proofreaders MEB-LO 15 Jan 60
EJS-
JRM 1

Note: Reports in the CIA/HR-G and CIA/RR-MR series are sent to Ch/G before release for reproduction. G reports are accompanied by a memorandum of evaluation addressed to AD PR.

OTHER INSTRUCTIONS: Sent to Cartography 20 Jan 60
Sent to Reproduction 22 Jan

**FINAL TYPING INSTRUCTIONS

By: Photolith
 Ditto
 On Bond with
 copies
 Other
 (Explain)

REPRODUCTION APPROVALS

Corrections to Final Copy approved
 and released for Reproduction:

LO 21 Jan
 Date

Reproduced (Ditto) copy approved
 by Editing:

LO 22 Jan
 Date

NOTE: Accompanying map is
 underway in GC/F.

Approved For Release 2001/08/07 : CIA-RDP84-00825R000100360001-6

TO: Chief, D/G B	
ROOM NO.	BUILDING
REMARKS: Jay. After talking with you about no need for concealing the project I called [REDACTED] He thinks it's not impracticable to use the GM format and agrees to see what can be done. The GM will be a better vehicle to get this info. to levels where the problem of overseas Chinese is a factor in	
FROM: (over)	
ROOM NO.	BUILDING
EXTENSION	

STATINTL

STATINTL

Approved For Release 2001/08/07 : CIA-RDP84-00825R000100360001-6

deliberations.
Approved For Release 2001/08/07 : CIA-RDP84-00825R000100360001-6

Perhaps with more encouragement the B.M. issuances could continue to make a sizeable contribution as they have in the past. There will be little contribution with few issuances. There has been a considerable amount of favorable comment about the worth of the B.M.'s in general and specific ones as well, e.g. Tibet - Offshore Islands, Mt. Scopus, Sinai. In view of the values to be derived from pushing a product which has gained entrance through quality & reasonable size a bit of encouraging salesmanship is not unreasonable. 893

Approved For Release 2001/08/07 : CIA-RDP84-00825R000100360001-6

Office Memorandum • UNITED STATES GOVERNMENT

TO : Chief, St/C/RR

DATE: 4 May 1959

THRU : Chief, G

FROM : Chief, D/GG

SUBJECT: Cancellation of PN 61.1711, Overseas Chinese in Southeast Asia

Research performed on this project has developed the fact that the GM format will not be satisfactory and that the MR is a better medium for its publication. Therefore PN 61.1711 is cancelled and the subject will be covered in a forthcoming issue of the MR, probably MR 59-3.

STATINTL

Approved For Release 2001/08/07 : CIA-RDP84-00825R000100360001-6

Office Memorandum • UNITED STATES GOVERNMENT

TO : Chief, St/C/RR
THRU : Chief, G
FROM : Chief, D/GG

DATE: 4 May 1959

SUBJECT: Cancellation of PN 61.1711, Overseas Chinese in Southeast Asia

Research performed on this project has developed the fact that the GM format will not be satisfactory and that the MR is a better medium for its publication. Therefore PN 61.1711 is cancelled and the subject will be covered in a forthcoming issue of the MR, probably MR 59-3.

STATINTL

THRU : Chief, St/C/RR
Chief, G
Chief, D/GG

4 May 1959

Cancellation of PN 61.1711, Overseas Chinese in Southeast Asia

Research performed on this project has developed the fact that the GM format will not be satisfactory and that the MR is a better medium for its publication. Therefore PN 61.1711 is cancelled and the subject will be covered in a forthcoming issue of the MR, probably MR 59-3.

STATINTL

1711