

L 2518-66

ACCESSION NR: AP5023283

UR/0302/65/000/003/0063/0066  
621.317.59:536.5AUTHOR: Bekker, B. Yu.; Boris, Ya. V.; Kyuzdeni, O. A.; Chechurina, M. N. 3/  
B

TITLE: Small contactless temperature-signaling device

SOURCE: Avtomatika i proborostroyeniye, no. 3, 1965, 63-66

TOPIC TAGS: signaling device

ABSTRACT: The authors developed a new transistorized temperature-signaling device which comprises: a measuring unit yielding the difference in voltages across a resistance thermometer and a slide-wire rheostat; a 3-stage amplifier; a phase-sensitive unit for producing a smooth voltage corresponding to temperature changes; and an output unit that produces a sinusoidal output voltage at an overall gain of over 1000. Continuous faultless operation of the device for 6000 hr is reported. These characteristics are claimed: stable operation between -40 and +60C under shock and vibration conditions; suitability for measuring low temperatures (to -200C) in combination with conventional (46—100-ohm) resistance thermometers, or high temperatures (to 1000C) with low-resistance (0.1—10-ohm) thermometers. Size of the experimental model is 244 x 178 x 118 mm. Orig. art. has: 2 figures and 12 formulas. [03]

Card 1/1

L 2538-66

ACCESSION NR: AP5023283

ASSOCIATION: none

SUBMITTED: 00

ENCL: 00

SUB CODE: TDEC

NO REF SOV: 002

OTHER: 001

ATD PRESS: 410

Card 2/2 *ml*

L 07355-67

ACC NRI AP6012178

(A)

SOURCE CODE: UR/0413/66/000/007/0118/0118

AUTHORS: Bekker, D. I.; Mazurov, V. A.; Cherkasheninov, V. I.

23

ORG: none

TITLE: A sealing device for the subsurface mining storage of gas and petroleum products. Class 81, No. 180521 [announced by All-Union Scientific Research Institute of Gasprom SSSR for Subsurface Gassification of Coal [Vsesoyuznyy nauchno-issledovatel'skiy institut podzemnoy gazifikatsii ugley Gazproma SSSR]]

SOURCE: Izobreteniya, promyshlennyye obraztsy, tovarnyye znaki, no. 7, 1966, 118

TOPIC TAGS: underground facility, gas pressure, natural gas, petroleum product, fuel storage, storage tank

ABSTRACT: This Author Certificate presents a sealing device for the subsurface mining storage of gas and petroleum products. To utilize the pressure of the stored product for additional strengthening of the structure, the latter is made in the form of a spherical or cylindrical shell (see Fig. 1). The structure is provided with a tension mechanism and bears against a strengthening insert placed on the

Card 1/2

UDC: 622.56.002.54:622.692.24

L. 02355-67

ACC NR: AP6012178

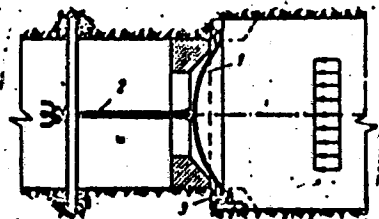


Fig. 1. 1 - shell; 2 - tension mechanism; 3 - strengthening insert

protrusions in the walls of the storage tank. Orig. art. has: 1 figure.

SUB CODE: 13/      SUBM DATE: 31Aug64

Card 2/2    afa

BEKKER, D.Z.

IVANOV, V.I., inzh.; KORSHUN, G.F., inzh.; POGREBENSKIY, G.M., inzh.;  
BEKKER, D.Z., inzh.; LADYZHENSKIY, V.P., inzh.

Machine used for simultaneous laying and plastering of brick blocks.  
Rats. i sobr. predl. v stroit. no.2:28-33 '57. (MIRA 11:1)

1. Omskstroy Ministerstva stroitel'stva predpriyatiy neftyanoy  
promyshlennosti.

(Building blocks) (Building machinery)

POGREBINSKIY, N., inzh.; BEKKER, D., inzh.

Simultaneous bricklaying and plastering of blocks on a special  
stand. Stroil. mat. 4 no. 6:26-28 Je '58. (MIRA 11:7)  
(Building blocks)

BEKKER, Ernest Georgiyevich

DECEASED

1964

Soil Biology

(1874-1962)

Obituary- Biol. pechv. 18 No. 1, p. 70-75 Ja-F 1963

CHZHU KAY-TSIN [Chu Hai-ch'ing]; BEKKER, E.G. [deceased]

Composition of the midgut epithelium in the caterpillar of  
Lepidoptera. Vest.Mosk. un. Ser. 6: Biol., pochv. 20 no.2:63-  
71 Mr-Ap '65. (MIRA 18:5)

1. Kafedra etimologii Moskovskogo universiteta.



Country : USSR  
Category: Virology. Viruses of Man and Animals.  
Rickettsias.

E

Abs Jour: Ref Zhur-Biol., No 23, 1958, 103592

Author : Chepelyuk, M.A.; Dekker, E.T.

Inst : -

Title : "Q" Fever in Pavlodarskaya Oblast (Preliminary Report)

Orig Pub: Zdravookhr. Kazakhstana, 1957, No 6, 46.

Abstract: No abstract.

Card : 1/1

CHEPELYUK, M.A.; BEKKER, E.T.

Bacteriological characteristics of brucellosis in Pavlodar  
Province. Zdrav. Kazakh. 22 no.9:58-61 '62.

(MIRA 17:2)

1. Iz Pavlodarskoy oblastnoy sanitarno-epidemiologicheskoy  
stantsii.

L 10761-66 EWT(1) IJP(c) MW

ACC NR: AP5022748

SOURCE CODE: UR/0181/657007/009/2871/2873

AUTHOR: <sup>44, 55</sup> Svistova, Ye. A.; <sup>44, 55</sup> Bekker, F. F.; <sup>44, 55</sup> Li Pin-tsung

ORG: <sup>44, 55</sup> Moscow State University im. M. V. Lomonosov (Moskovskiy gosudarstvennyy universitet)

TITLE: Transverse resistance and Hall effect in p-germanium in <sup>21, 44, 55</sup> strong magnetic fields in the 78-300°K temperature range

SOURCE: Fizika tverdogo tela, v. 7, no. 9, 1965, 2871-2873

TOPIC TAGS: germanium semiconductor, semiconductor research, strong magnetic field, Hall effect

ABSTRACT: <sup>21, 44, 55</sup> Magnetoresistance and the <sup>21, 44, 55</sup> Hall effect are studied in gallium-doped germanium with  $\rho = 5$  and  $18 \Omega \cdot \text{cm}$  (at room temperature) in pulsed magnetic fields of up to 400,000 oersteds between 78 and 300°K. Copper wires 30  $\mu$  in diameter were soldered to diffused indium contacts on germanium specimens with dimensions of  $5 \times 1.5 \times 1$  mm. All contacts were ohmic. The magnetic field was directed along axis [111], and the current was perpendicular to this direction. The signals corresponding to changes in the resistance and Hall emf in the magnetic field were fed to the vertical deflection plates of an oscilloscope and the relationship between these effects and time was recorded. Curves are given for transverse magnetoresistance in specimens with re-

Card 1/2

L 10761-66

ACC NR: AP5022748

9

sistivity of 18 ohm·cm as a function of magnetic field strength at various temperatures and for mobility as a function of absolute temperature at various field strengths and resistivities. A linear relationship was observed between magnetoresistance and field strength in strong magnetic fields (>100 oersteds), which contradicts the saturation effect predicted in classical theory. Explanations for this are given in other papers (P. N. Argyres, *Phys. Rev.*, 104, 900, 1956; 109, 1115, 1958; C. Her-ring, *J. Appl. Phys.*, 31, 11, 1960). For mobility without a magnetic field, the authors found that  $\mu_0 \propto T^{-2.3}$ . The exponent was also close to -2.3 in a strong magne-tic field at high temperatures. However, the exponent decreases with a reduction in temperature and at about 220°K, the law is  $\mu_0 \propto T^{-1.5}$ . This indicates carrier scatter-ing by acoustic phonons alone without scattering by optical phonons. In conclusion, the authors are grateful for consultation and constant interest in the work to A. I. Shal'nikov, M. O. Kostryukova and V. L. Gurevich. Orig. art. has: 2 figures.

117 35 441 5  
SUB CODE: 20/

SUBM DATE: 24Apr65/

ORIG REF: 004/

OTH REF: 003

PC  
Card 2/2

USSR / General Problems of Pathology. Tumors. U-7  
Comparative Oncology. Tumors in Humans.

Abs Jour: Ref Zhur-Biol., No 15, 1958, 70953.

Author : Kokin M. K., Bekker G. M.  
Inst : Not given.  
Title : Cholesteatoma of the Cerebellum.

Orig Pub: Zh. nevropatol. i psikhiatrii, 1955, 56, No 3,  
236-239.

Abstract: A 52 year old patient suffered epileptic fits, and remained in a "twilight state," since she was 32 years of age. Her condition deteriorated with each year. A neurological examination revealed: anisocoria, rotating nystagmus, and paresis of the lower branch of the facial nerve. The left knee reflex was higher than the right one, her walk was unsteady, swaying. No pathological reflexes were

Card 1/3

50

USSR / General Problems of Pathology. Tumors.  
Comparative Oncology. Tumors in Humans.

U-7

Abs Jour: Ref Zhur-Biol., No 15, 1958, 70953.

Abstract: observed, but her speech responses were poor, and she was disoriented as to time and place. Her inhibitions were pronounced. The clinical diagnosis established: an organic mental defect, epilepsy (symptomatic), bronchopneumonia, and general arteriosclerosis. A pathological-anatomical diagnosis revealed: neoplasm of the left cerebral hemisphere (cholesteatoma), pulmonary edema, cerebral edema, infringement of the amygdalae cerebelli, and parenchymatous dystrophy of the cardiac muscles. The neoplasm was located extraventricularly, and pressed on the area of the IV ventricle. The neoplasm was crumbly, yellowish-white, inclosed in a pearly-white capsule, and solid in places. There was a small cyst in the

Card 2/3

USSR / General Problems of Pathology. Tumors.  
Comparative Oncology. Tumors in Humans.

U-7

Abs Jour: Ref Zhur-Biol., No 15, 1958, 70953.

Abstract: left cystern. Through the microscope, the neoplasm appeared as a capsule with individual areas of calcium deposits in the cholesteatomic masses. The contents of the cavity revealed nonnuclear polygonal cells with numerous crystals of cholesteroline. -- M. V. Putsillo

Card 3/3

51

**BEKKER, G.M.,**

Glycerin-celloidin method for embedding histological specimens.  
Vrach.delo no.8:861 Ag '58 (MIRA 11:8)

1. Orlovskiy onkologicheskiy dispanser.  
(ANATOMICAL SPECIMENS--COLLECTION AND PRESERVATION)



USSR/Human and Animal Morphology. Methods and Techniques of Study S-2

Abstr Jour : Ref Zhur - Biol., No 20, 1956, No 92000

Author : Bekker G.M.

Inst : -

Title : The Glycerin-Colloidin Method for Histological Preparations

Orig Pub : Arkhiv patologii, 1956, 20, No 1, 81-82

Abstract : A method is presented for the preparation of tissue specimens in colloidin which are not dehydrated with alcohol but with glycerin. The tissues are placed for 8 hours in glycerin which contains 20 c/o H<sub>2</sub>O, then for 12 hours in waterfree glycerin and finally in colloidin. -- S.M. Blinkov

Card : 1/1

BEKKER, G.M. (Orel)

Glycerine-celloidin method for preparing histological specimens.  
Ark.pat. 20 no.1:81-82 '58. (MIRA 13:12)

1. Iz patologistologicheskoy laboratorii (sav. G.M.Bekker)  
Orlovskogo onkologicheskogo dispansera (glavnyy vrach G.M. Markov).  
(ANATOMICAL SPECIMENS—COLLECTIONS AND PRESERVATION)

BEKKER, G.M.

Changes in the peripheral nervous system in endocarditis lenta.  
Ark. pat. 22 no. 6:29-32 '60. (MIRA 14:1)  
(ENDOCARDITIS) (NERVES, PERIPHERAL)

ARZHANOV, N.I.; BEKKER, G.M.

Cholesteatoma of the spinal cord. Vop.neirokhir. 24 no.6:43-44  
N-D '60. (MIRA 14:1)

I.Orlovskaya oblastnaya bol'nitsa.  
(SPINAL CORD--TUMORS)

BEKKER, G.M.; SMIRNOVA, A.F.

Fibromyoma of the lesser omentum. Khirurgia 36 no.4:127-129 Ap  
'60. (MIRA 13:12)

(OMENTUM--TUMORS)

BEKKER, G.M.

Problem of the morbid anatomy of thrombosis and embolism in  
rheumatism. Klin.med. 38 no.6:113-115 Je '60. (MIRA 13:12)  
(RHEUMATIC HEART DISEASE) (THROMBOSIS)

BEKKER, G.M.

Changes in the peripheral nervous system in rheumatism in children and adolescents. *Pediatrics* no.8:28-32 '61.

(MIRA 14:9)

1. Iz Orlovskoy oblastnoy bol'nitsy (glavnyy vrach H.P. Khrisanopulo).

(RHEUMATIC FEVER)

(NERVOUS SYSTEM—DISEASES)

BEKKER, G.M. (Ryazan')

Changes in the peripheral nervous system in rheumatism. Arkh. pat.  
23 no.5:30-37 '61. (MIRA 14:6)

1. Iz kafedry patologicheskoy anatomii (zav. - prof. V.K. Beletskiy)  
Ryazanskogo meditsinskogo instituta imeni I.P. Pavlova (dir. -  
prof. L.S. Sutulov) i patologoanatomicheskogo otdeleniya (zav.  
G.M. Bekker) Orlovskoy oblastnoy bol'nitsy (glavnyy vrach M.P.  
Khrisanopulo).

(NERVES, PERIPHERAL) (RHEUMATIC FEVER)



BEKKER, G.M.

Two cases of polypoid thrombi in the heart. Sov. med. 25 no.7:140-141  
Jl '61. (MIRA 15:1)

1. Iz Orlovskoy oblastnoy bol'nitsy (glavnyy vrach M.P.Khrisanopulo).  
(HEART\_DISEASES)

TSVETKOV, V. L.; BEKKER, G. M.

Case of myoblastomyoma in the eye region. Oft. zhur. no.2:112  
'62. (MIRA 15:4)

1. Iz Orlovskoy oblastnoy bol'nitsy.

(MUSCLES—TUMORS) (EYELIDS—TUMORS)

BEKKER, G. M.

Cholesteatoma of the mammary gland. Akush. i gin. 38 no.3:  
129-130 My-Je '62. (MIRA 15:6)

1. Iz Orlovskoy oblastnoy bol'nitsy (glavnyy vrach M. P.  
Khrisanopulo)

(BREAST--TUMORS)

BEKKER, G.M. (Orel)

Morphological changes in the connective tissues of the heart  
in rheumatic fever. Nauch. trudy Riaz. med. inst. 14:91-95 '63.  
(MIR: 17:5)

Morphological changes in the vegetative nervous system in  
rheumatic fever. Ibid.:125-129.

BEKKER, I.G., kand. tekhn. nauk

Use of gantry trucks. Mekh. i avtom. proizvod. 18 no.10:  
55-58 0 '64.

(MIRA 17:12)

BECKER, I.G., inzh.

Purification of air in hot shops. Bezop. truda v prom. 2 no. 6:31-  
32 Ja '58. (MIRA 11:7)

(Factories--Heating and ventilation)

YAKUNIN, N.K., kand.tekhn.nauk; BEKKER, I.G., inzh.; SOROKIN, I.A., inzh.

Sawmills with multiple circular saws for small timber. Der.prom.  
8 no.4:16-17 Ap '59. (MIRA 12:6)

1. Tsentral'nyy nauchno-issledovatel'skiy institut mekhanicheskoy obrabotki drevesiny (for Yakunin). 2. Giprolesmah (for Sorokin).  
(Sawmills)

BEKKER, I.G.

Motortruck for lumber transportation. Biul.tekh.--ekon.inform. no.5:62-64,  
'60. (MIRA 14:3)

(Motortrucks) (Lumber--Transportation)



BEKKER, I.G., inzh.

Log trucks for the transportation of long items. Mekh.1  
avtom.proizv. 17 no.7:33-34 J1 '63. (MIRA 16:8)  
(Lumber--Transportation)

BEKKER, I.G., inzh.

Investigating dynamic loads in transmissions of machines with  
a chain drive. Vest.mashinostr. 43 no.8:19-23 Ag '63.  
(Machinery--Transmission devices) (MIRA 16:9)

BEKKER, I.G., inzh.

Using the T-110 log trucks for hauling lumber in bundles. Mekh.  
i avtom.proizv. 16 no.2:43-45 F '62. (MIRA 17:3)

137 AND 7th CROSS

137 AND 7th CROSS

MOD AND 4th CROSS

PROCESSING AND PROPERTIES UNIT

CA

18

Concentration of U. S. S. R. graphite ores. I. I. Bekker, D. N. Lidyan, O. A. Oulodkov, S. S. Petrov, S. A. Kamenetzki, V. A. Glazkovskii and P. P. Solov'ev. *Inst. Mekhanicheskoi Obrabotki Poleznykh Iskopaemikh (Inst. for Mech. Treatment of Ores) Collected Papers on Exptl. Concn., Leningrad, 1932, 212 pp.*—The graphite industry in Russia in 1928 reached the pre-war volume of 2000 tons per year. The Priibag district contains about 225,000 tons of scaly graphite; Krivonog graphite is estd. at 1,500,000 tons; the Prisaev district has about 1,685,700 tons; and Caucasian deposits are estd. at 1,000,000 tons. Most of these deposits contain about 80% ash and about 13% C. Other deposits are Kurisk and Aliborovsk, estd. at 2,330,000 and 65,000 tons, resp. Deposits recently discovered near Khabarovsk are estd. at 622,310,710 tons. The graphite requirements for the year 1932-3 are, for crucibles 3750, for electrodes 3300, colloidal graphite 2300, metallurgical 12,000, other requirements 4831 tons, a total of 20,831 tons. All concn. methods, except the electromagnetic, were tried out. Pine tar and kerosene, together or separately, were used as flotation agents. Flotation was followed by several washings, in some cases S. Lab. and cum.-scale expts. in various plants gave a large increase in the production of domestic graphite concentrates. Calcs. are given for plants to be located in various parts of the country. Expts. were also made to det. the best method of grinding the ore. The av. results for Russian graphites were graphite 11.5-25, quartz 50-60, mica 5-38, clay 10-27, Fe oxides 0.5-3%. Numerous tables, graphs, photographs and micrographs are given. S. L. Madorsky

ASB-36A METALLURGICAL LITERATURE CLASSIFICATION

137 AND 7th CROSS

MOD AND 4th CROSS

**Effect of Suspending the Input during Trumpet Testing on  
the Formation of Transverse Cracks** Ya. L. Trokundo,

A. M. Olsengoden and I. I. Fisa. *ISSL* 1968, 17, 2, 155-158.

The formation of transverse cracks in the input of a trumpet during testing is investigated. It is shown that the formation of transverse cracks is determined by the amplitude of the input signal and the duration of the input signal. It is shown that the formation of transverse cracks is determined by the amplitude of the input signal and the duration of the input signal.

It is shown that the formation of transverse cracks is determined by the amplitude of the input signal and the duration of the input signal. It is shown that the formation of transverse cracks is determined by the amplitude of the input signal and the duration of the input signal.

*Handwritten signature*

LFH

YAROYSKIY, V.I., prof., doktor tekhn. nauk; CHERNEGA, D.F., inzh.; TELESOV,  
S.A., inzh.; TROSKUNOV, Ya.L., inzh.; OFENGEIDEN, A.M., inzh.;  
BEKKEB, I.I., inzh.

Degasifying steel in ladles and molds by means of direct electric  
currents. Sbor. Inst. stali no.38:209-225 '58. (MIRA 11:8)  
(Gases in metals) (Electric currents)

BEKKER, I. (E., Engineer

"Investigation of the Jamming Process of Friction Surfaces." Sub 23 Jun 47,  
Central Sci Res Inst of Technology and Machine Building (TsNIITMash)

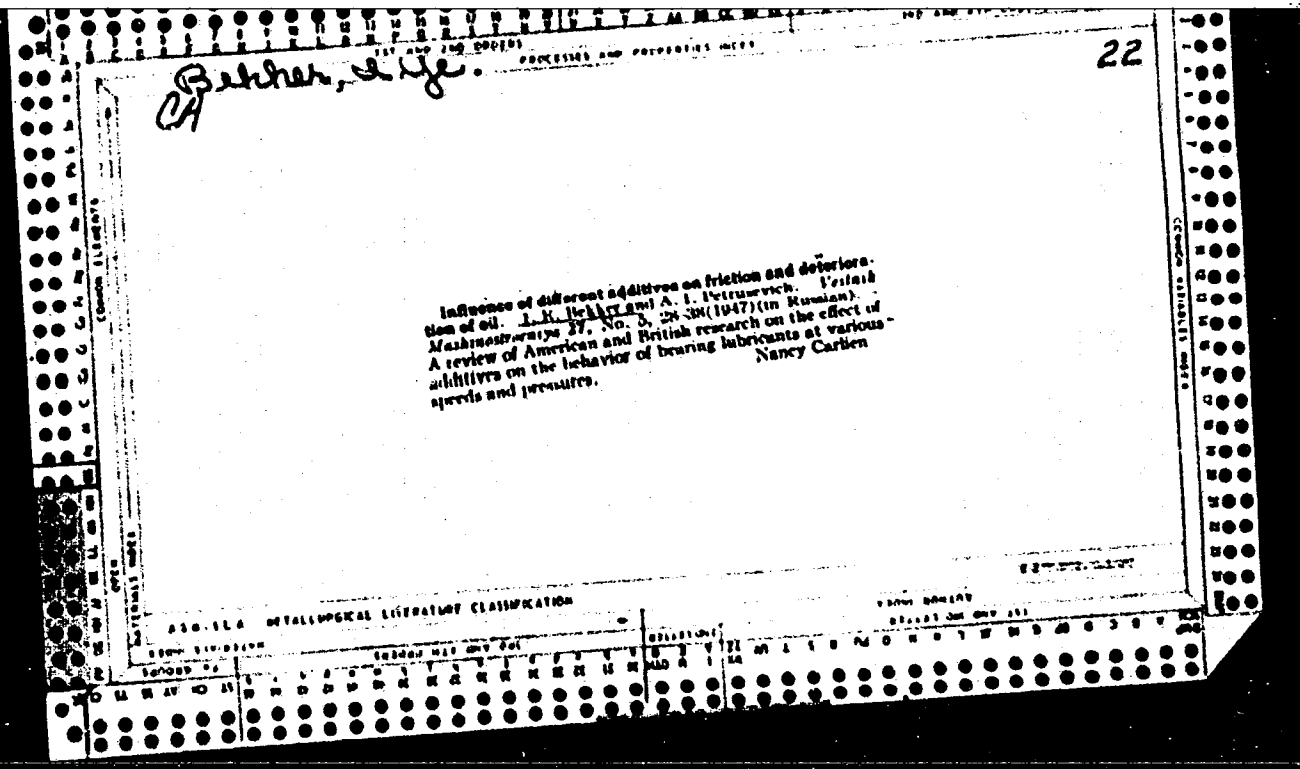
Dissertations presented for degrees in science and engineering in Moscow  
in 1947

SO: Sun No. 457, 18 Apr 55

BEKKER, I.Kh.

Holomorphs of Abelian groups. Sib. mat. zhur. 5 no.6:1228-  
1238 N-D '64. (MIRA 17:12)





BEKKER, I. Ye.

"A Method for Testing Materials for Resostance to Scoring" Zavod.  
Lab., 14, No 1, 1948 Central Sci Res Inst Of Technology and Machine Constr.,  
1948

~~\_\_\_\_\_~~

BEKKER, J.

TECHNOLOGY

Periodicals: ENERGETYKA Vol. 12, no. 10, Oct. 1958

BEKKER, J. The need and conditions of reducing the operational staff in substations. p. 299.

Monthly List of East European Accessions (EEAI) IC, Vol. 8, No. 2,  
February 1959, Unclass.

BEKKER, L.A.

Use of dry penicillin in surgical practice. Khirurgiia no.8:69  
Ag '54. (MLRA 7:11)

1. Iz 4-y Rishskoy gorodskoy polikliniki.  
(PENICILLIN, therapeutic use,  
in surg., dry penicillin)

BECKER, L.A.; GOL'DSHTEYN, M.Yu., red.; SAMSONOV, V.M., red. izd-va;  
SHELIKHT, A.A., tekhn. red.

[Tables for calculating workers' and employees' wages and state  
social insurance payments] Tablitsy dlia raschetov s rabochimi  
i sluzhashchimi po sarabotnoi plate i gosudarstvennomu sotsial'-  
nomu strakhovaniu. Moskva, Izd-vo kommun.khoz.RSFSSR, 1958.  
307 p. (Wages) (Insurance, Social) (MIRA 12:3)

BEKKER, L.G., inzhener.

Experience with saving materials. Vest.mash. 34 no.2:96-98  
F '54. (MLRA 7:3)  
(Machinery industry)

BERDMAN, F.M., inzh.; BEKKER, L.G., inzh.

Letters to the editor. Vest. mash. 38 no.9:85 S '58. (MIRA 11:10)  
(Mechanical engineering)

PROSKURYAKOV, N.F.; BIMAN, L.R.; BEKKER, L.G.

Improving the design of the RTP-192-2 roving frame. Tekst.  
prom. 19 no.12:35-36 D '59. (MIRA 13:3)

1. Direktor zavoda Tashtekstil'mash (for Proskuryakov).
  2. Glavnyy inzhener Spetsial'nogo konstruktorskogo byuro tekstil'nykh mashin (for Biman).
  3. Nachal'nik otdela rovnichnykh mashin Spetsial'nogo konstruktorskogo byuro tekstil'nykh mashin (for Bekker).
- (Spinning machinery)



BECKER, L.G.

Traveller lint remover. Tekst.prom. 20 no.4:74 Ap '60.  
(MIRA 13:8)

(Spinning machinery--Equipment and supplies)

BEKOR, L.O., inzhener-konstruktor

Packings for roving and spinning machines. Tekst. prom.  
20 no. 12:68-70 D '60. (MIRA 13:12)  
(Packing (Mechanical engineering))  
(Textile machinery)

BEKKER, L.G.

Reducing labor consumption in the manufacture of machinery. Mash-  
inostroitel' no.11:19 N '61. (MIRA 14:11)  
(Machinery industry--Management)

BEKKER, L.G.

RTT 168-2M roving machine. Tekst.prom. 21 no.2:44-45 Ja '61.  
(MIRA 14:3)

1. Nachal'nik rovnichnogo otdela Spetsial'nogo konstruktorskogo  
byuro tekstil'nogo mashinostroyeniya zavoda Tashtekstil'mash.  
(Spinning machinery)

BEKKER, L.G.

New R-168-3 roving machine. Tekst. prom. 23 no.10:61-64 0 '63.  
(MIRA 17:1)

1. Nachal'nik rovnichnogo otdela Spetsial'nogo konstruktorskogo  
byuro tekstil'nogo mashinostroyeniya Glavnogo upravleniya  
mashinostroyeniya Sredne-Aziatskogo soveta narodnogo khozyaystva.

BEKKER, L.V.; ROGOVA, O.P.

Disorder of hematopoiesis in a newborn infant from a mother suffering from acute leukemia. Vop.okh.mat.i det. 7 no.9:79-81 S '62. (MIRA 15:12)

1. Iz kafedry akusherstva i ginekologii (zav. - chlen-korrespondent AMN SSSR prof. L.S.Persianinov) lechebnogo fakul'teta II Moskovskogo meditsinskogo instituta i 1-y Gorodskoy bol'nitsy imeni N.I.Pirogova (glavnyy vrach - zasluzhenny vrach RSFSR L.D.Chernyshev).  
(LEUKEMIA) (INFANTS (PREMATURE)—DISEASES)

BEKER, M. [Bakeris, M.]; VIYESTURS, U. [Viesturs, U.]

Study of the conditions for maximum accumulation of yeast biomass on sugar-beet substrate. Izv. AN Latv. SSR no.5: 95-102 '63. (MIRA 17:1)

1. Institut mikrobiologii AN Latvyskoy SSR.

BECKER, M.B.

BARYBIN, K.S. (Moskva); GOLUB, A.M. (Sunny); CHERTKOV, I.Ya. (Sunny);  
BECKER, M.B. (Tallin).

"Trigonometry textbook" by S.I.Novoselov. Reviewed by K.S.Barybin  
and others. Mat.v shkole no.5:65-87 S-0 '57. (MLRA 10:9)  
(Tigonometry--Textbooks) (Novoselov, S.I.)



KISELEV, R. I., BEKKER, M. I.

An allergic component in Rickettsia causing a pox-like rickettsial infection [with summary in English]. Vop.virus. 3 no.3:142-145 (MIRA 11:7)  
My-Je '58

1. Khar'kovskiy nauchno-issledovatel'skiy institut vaktsin i syvorotok imeni Mechnikova.

(RICKETTSIA,

allergic fraction causing pox-like rickettsial infect. on inoculation into guinea pigs (Rus))

BECKER, M.L.

Appliance for mixing and centrifuging small amounts of liquid in  
a refrigerator. Lab.delo 5 no.4:58-59 JI-Ag '59. (MIRA 12:12)

1. Iz Nauchno-issledovatel'skogo protivochumnogo instituta Kavkaza  
i Zakavkaz'ya (dir. Ter-Vartanov), Stavropol'.  
(CENTRIFUGES) (LABORATORIES--APPARATUS AND SUPPLIES)

BEKKER, M. L.

"The Problem of the Relationships of Nucleic Acids to Proteins in  
Plague Bacteria."

report submitted for the First Conference on the problems of Cyto and  
Histochemistry, Moscow, 19-21 Dec 1960.

Antiplague Institute of the Caucasus and Zakavkaz' Stavropol'

BEKKER, M.L.; KUTSEMAKINA, A.Z.

Nucleoproteins in plague bacteria under various conditions of growth.  
Vop.med.khim. 6 no.5:506-512 8-0 '60; (MIRA 14:1)

1. Caucasian and Transcaucasian Anti-Plague Research Institute,  
Stravropol.

(PASTEURILLA PESTIS)

(NUCLEOPROTEINS)

BEKKER, M.L.; KUTSEMAKINA, A.Z.; CHERNOVA, E.A.

Nucleoprotein fractions in vaccinal strains of plague bacteria.  
Biokhimiia 25 no. 3:517-522 My-Je '60. (MIRA 14:4)

1. Research Antiplague Institute, Stavropol,  
(PASTEURILLA PESTIS) (NUCLEOPROTEINS)

BEKKER, M.L.; KUZNETSOVA, V.I.; KUTSEMAKINA, A.Z.

Study of the immunogenicity of nucleoproteid fractions of the plague  
microbe. Zhur. mikrobiol., epid. i immun. 32 no.9:134 S '61.

(MIRA 15:2)

1. Iz Nauchno-issledovatel'skogo i protivochumskogo instituta  
Kavkaza i Zakavkaz'ya.

(PLAGUE)

BEKKER, M.L.; KUTSEMAKINA, A.Z.; MIKHAYLOVA, R.S.

Composition of desoxyribonucleic acid in the bacteria of  
rodent plague and pseudotuberculosis. Dokl. AN SSSR 142  
no.5:1188-1189 F '62. (MIRA 15:2)

1. Nauchno-issledovatel'skiy protivochimnyy institut Kavkaza i  
Zakavkaz'ya, g. Stavropol'. Predstavleno akademikom  
A.I.Oparinym.

(Desoxyribonucleic acid)  
(Pasteurella pestis)  
(Pasteurella pseudotuberculosis)

ALEKSANDROV, N.I.; GEFEN, N.Ye.; SHUL'ZHENKO, V.M.; ALEKSANDROV, P.M.;  
LEBEDINSKIY, V.A.; KAVERINA-FIRGANG, K.G.; KUZNETSOVA, V.I.;  
BEKKER, M.L.; VORONIN, Yu.S.

Search for effective chemical vaccines against some zoonoses.  
Report No.3: Development of a chemical plague vaccine and its  
experimental test in animals. Zhur. mikrobiol., epid. i immun.  
4 no.4:66-71 Ap '63. (MIRA 17:5)



BEKKER, M.L.; KUTSEMAKINA, A.Z.

Composition of the deoxyribonucleic acid of the nucleoprotein  
fractions of the plague microbe. Biokhimiia 28 no.4:612-615  
J1-Ag '63. (MIRA 18:3)

1. Nauchno-issledovatel'skiy protivochumnyy institut kavkaza i  
Zakavkaz'ya, Stavropol'.

BEKKER, M.L.

Deoxyribonucleoproteins of the plague microbe. Biokhimiia  
29 no.5:824-830 J1-Ag '64. (MIRA 18:11)

1. Nauchno-issledovatel'skiy protivochumnyy institut Kavkaza  
i Zakavkaz'ya, Stavropol'.

L. 03/44-07 FWT(1) JK  
ACC NR: AP6034518

SOURCE CODE: UR/0016/66/000/010/0025/0029

AUTHOR: Mikhaylova, R. S.; Bekker, M. L. 12

ORG: Stavropol Branch, "Microbe" Antiplague Scientific Research Institute (Stavropol'skiy filial Nauchno-issledovatel'skogo protivochumnogo instituta "Mikrob")

TITLE: Change in the properties of strain EV Pasteurella pestis<sup>b</sup> under the effect of enterobacterial antisera and the nucleotide composition of its DNA \

SOURCE: Zhurnal mikrobiologii, epidemiologii i immunobiologii, no. 10, 1966, 25-29

TOPIC TAGS: ~~Stavropol~~, pneumonic plague, plague bacillus, Pasteurella pestis, DNA, bacterial DNA

ABSTRACT: *Pasteurella pestis* strain EV was cultured in a liquid medium with an immune serum possessing definite serological affinity with *Pasteurella pestis*. The variants obtained from passaging in this environment possessed properties similar to those of murine pseudotuberculosis bacillus. These variants showed no changes in the nucleotide composition of their DNA. Antigenic similarity of the plague bacillus

UDC: 576.851.45.097.3:576.851+576.851.45.  
098.396.332

Card 1/2

L 08744-67

ACC NR: AP6034518

to other enterobacteriaceae was also discussed. Most of the variant cultures reverted to the parent type when subcultured on normal serum medium. Orig. art. has: 2 tables. [W.A. 50]

SUB CODE: 06/ SUBM DATE: 01Mar65/ ORIG REF: 018/ OTH REF: 003

Card 2/2 bc

L 04743-67 ENT(1) JK

ACC NR: AP6021610

SOURCE CODE: UR/0020/66/168/005/1189/1191

AUTHOR: Bekker, M. L.; Belozerskiy, A. N. (Academician)

ORG: Stavropol Division of the All-Union Scientific Research Institute  
for Plague, "Microbe" (Stavropol'skiy filial Vsesoyuznogo nauchno-  
issledovatel'skogo protivochumnogo instituta "Mikrob")

TITLE: Quantitative ratios of proteins and DNA in  
desoxyribonucleoproteins of the plague microbe

SOURCE: AN SSSR. Doklady, V. 168, no. 5, 1966, 1189-1191

TOPIC TAGS: microbiology, bacterial disease, DNA, protein,  
electrophoresis, UV, nucleic acid

ABSTRACT: These ratios were determined in the vaccinal strain EB. Proteins and nucleic acids were extracted from the homogenate, followed by electrophoresis in gel agar, and were then studied under UV light at 260 and 280 m $\mu$ . The prc ain was determined according to Lowry, DNA by reaction with diphenylamine. Distribution of the substances which absorb UV light after electrophoresis (acetate buffer pH 5.5, ionic force 0.05) showed two peaks in every case, one mobile and the other immobile. The ratio for the former was 12.5-17, for the latter 4-6.

Card 1/2

UDC: 547.963.3

L 04743-67

ACC NR: AP6021610

2

The mass of proteins was thus immobile in the electric field. To determine DNA on the electrophoregram, the bacterial extract was treated with ribonuclease; after removal of products of RNA hydrolysis, the contents were 0.36 mg DNA and 0.05 mg RNA per 1 milliliter as against a prior 0.50 and 0.87 mg. Electrophoresis revealed disappearance of the immobile peak and decrease of the mobile. This means that DNA moved towards the anode in the mobile peak. The protein of the mobile fraction gave no precipitation reaction with anti-plague serum. Results were checked by tests according to the method of electrophoresis in the density gradient of heavy water and gave satisfactory agreement. It was concluded that the composition of bacterial DNP from the plague microbe contains no more than 20-25% proteins in contrast to DNP of animal cells and those of higher plants. These differences may be related both to features of genetic apparatus structure and those of regulatory processes in microorganisms. These assumptions would gain probability if it could be shown that proteins assume the regulatory function of the genetic cell apparatus. "The test was conducted in the biopolymer laboratory of the Institute of High Molecular Compounds with the aid of E. M. Saminskiy, for which we wish to express our gratitude." Orig. art. has: 2 tables and 4 figures.

SUB CODE: 06, 07/ SUBM DATE: 30Mar65/ ORIG REF: 012/ OTH REF: 006

Card 2/2 *gp*

KHAYKINA, A.S.; DUBRAVINA, G.I.; RACHINSKAYA, A.Z.; PETRENKO, M.D.; MITEL'MAN,  
P.M.; KHCODOROVA, Z.N.; KATS, F.M.; KISELEV, R.I.; GAYDAMAKA, M.G.;  
VOLOVICH, B.I.; BEKKER, M.L.; GORDIYENKO, Ye.G.; VISOCHINENKO, Ye.K.;  
TELESHEVSKAYA, M.A.; NAIDEROVA, Yu.T.

Production of the active fraction of hyperimmune horse sera by means  
of the alcohol precipitation method under a low temperature. Nauch.  
osn. proizv. bakt. prep. 10:159-167 '61. (MIRA 18:7)

1. Khar'kovskiy institut vaktsin i syvorotok im. Mechnikova.

BEKKEK, N. I.

SOV/137-58-11-22117

Translation from: Referativnyi zhurnal. Metallurgiya, 1958, Nr 11, P 44 (USSR)

AUTHORS: Yarevskiy, V. I., Chernega, D. F., Teifosov, S. A., Troshkuno, Ya. L., Olegenden, A. M., Bekker, N. I.

TITLE: D-C Degassing of Steel in Ladles and Molds (Degazatsiya stali v koshakh i islozhmitsakh pri pomoshchi postoyannogo elektricheskogo toka)

PERIODICAL: St. Mosk. in-s stali, 1958, Vol 18, pp 208-225

ABSTRACT: Carbon and low-alloy steels (55C, 55Z, 10G2A, Nr 45 and others) were the objects of investigation in degassing in molds, either the graphite anodes or the silicon anodes, as anode while a graphite electrode immersed in the molten steel as cathode. Current is limited for 10-15 min. in weight. Samples of the metal (Me) for H determination by the Balin method are taken from the test ingot and adjacent ones (the control ingot). Seven ingots were treated in this manner. Increase in current density from 0.06 to 0.17 amp/cm<sup>2</sup> raises the [H] in the top of the test ingots more than in the control ingot. The difference in [H] attains 15-84

Card 1/2

cm<sup>3</sup>/100 g. Samples of Me taken from rolled ingots (100 mm diam) testify to positive segregation of H, a uniform distribution of [H] and some improvement in macrostructure. When Me is degassed in 1/2" ladle the current is delivered through carbon coils mounted on dummy stopper. The current of 0.02-0.25 amp/cm<sup>2</sup> density, is transmitted either to the metal in the ladle or then in addition, when it is poured into the experimental heats. The [H] in the ladle was reduced relative to the [H] before tapping by 1.5-2 cm<sup>3</sup>/100 g and was 0.4-1.0 cm<sup>3</sup>/100 g lower than in the control ingots. The Me treatment thus described does not affect the content and distribution of N, O, or some other inclusions.

A 5

Card 2/2



BECKER, N.M.

13000

~~Phosphorus determination in ferrophosphorus~~  
~~By N. M. Becker and N. M. Becker (Plant "Serp. 1. Mol. 1943")~~  
~~Anal. Chem. 15, 1025 (1943)~~  
 The following method is suggested: Dissolve the alloy in a 5-10 ml. of  $H_2SO_4$  and  $HNO_3$ , without letting the acid mixt. boil (120-150°). Continue heating to the disappearance of black specks. Add  $HNO_3$  and boil the soln. until complete soln is effected. Add a 1%  $KMnO_4$  soln. and boil until  $MnO_2$  is pptd. Add  $NaNO_2$  until  $MnO_2$  is dissolved, boil for 1-2 min. longer, neutralize with  $NH_4OH$ , and add  $NH_4Cl$ .  $MnO_2$  soln. is pptd. as  $NH_4MnPO_4$  which is assayed in standard  $NaOH$  and can be back-titrated with  $H_2SO_4$ .

(2)

W. M. Seaberg

ACC NR: AP7004582

SOURCE CODE: UR/0020/66/168/006/1319/1322

AUTHOR: Dyatkin, B. L.; Bekker, R. A.; Knunyants, I. L. (Academician)  
ORG: Institute of Heteroorganic Compounds, AN SSSR (Institut elementoorganicheskikh sovedinoniy AN SSSR)

TITLE: Interaction of nitryl fluoride with alkylperfluorovinyl ethers. | Synthesis of esters of alpha-nitroperfluorocarboxylic acids

SOURCE: AN SSSR. Doklady, v. 168, no. 6, 1966, 1319-1322

TOPIC TAGS: fluorinated organic compound, vinyl compound, ether

ABSTRACT: Two alternative reaction schemes are described for the reaction of alkylperfluorovinyl ethers with nitryl fluoride; addition of  $\text{FNO}_2$  at the double bond according to the polarity of the reagents (scheme 1), and production of alkoxyperfluoronitrosoalkanes (scheme 2). Alkyltri-

fluorovinyl ethers react chiefly according to scheme 2, the formed nitroso-compound reacting with excess vinyl ether to give nitroso-ethers. Alkyltri-

chlorodifluorovinyl ethers and alkylperfluoropropenyl ethers react chiefly according to scheme 1. Ethylperfluoroisobutenyl ether reacts with nitryl fluoride in a stainless steel autoclave, yielding only a nitroso-ether; in an autoclave entirely lined with teflon, nitrofluorination accompanies the formation of the nitroso-compound. The reactions of nitryl chloride with alkylperfluorovinyl ethers were compared with those of nitryl fluoride. Nitryl chloride was found to behave similar to nitryl fluoride with respect to alkyltrifluorovinyl ethers; with alkyl-beta-chlorodifluoro-vinyl and alkylperfluoropropenyl ethers, exclusively chlorination products were obtained. Alkoxyperfluoronitroalkanes were also produced by oxidation.

Card 1/2

UDC: 547.26\*221.222.231.232

0926 1423

ACC NR: AP7004582

of the corresponding alkoxyperfluoronitrosoalkanes with nitrogen dioxide. Alkoxyperfluoronitroalkanes were readily converted to esters of alpha-nitroperfluorocarboxylic acids by reaction with anhydrous aluminum chloride, followed by treatment with ethanol. Esters of alpha-nitroperfluoropropionic acid were also formed by oxidation of esters of alpha-nitrosoperfluoropropionic acid by nitrogen dioxide. Properties of the ethyl ester of alpha-nitroperfluoropropionic acid were studied; it reacts with hydrogen chloride, yielding alpha-chloroper-fluoronitrosoethane; under the action of ammonia, it decomposes to alpha-hydroperfluoronitroethane and ethyl carbamate. Orig. art. has: 2 formulas and 1 table. [JPS: 38,967]

SUB CODE: 07 / SUBM DATE: 02Dec65 / ORIG REF: 010 / OTH REF: 003

Card 2/2

ACC NR: AP6032278

SOURCE CODE: UR/0020/66/170/002/0337/0339

AUTHOR: Knunyants, I. L. (Academician); Dyatkin, B. L.; Bekker, R. A.

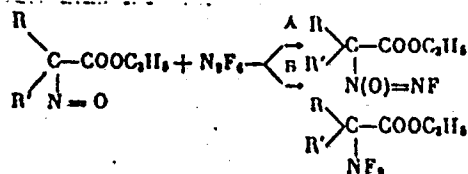
ORG: Institute of Heteroorganic Chemistry, Academy of Sciences, SSSR (Institut elementoorganicheskoy khimii Akademii nauk SSSR)

TITLE: Reactions of tetrafluorohydrazine with alpha-nitrosoperfluorocarboxylic acid esters

SOURCE: AN SSSR. Doklady, v. 170, no. 2, 1966, 337-339

TOPIC TAGS: tetrafluorohydrazine reaction, nitrosoperfluorocarboxylic acid ester, ester, chemical reaction, organic nitroso compound, hydrazine compound, fluorohydrin, carboxylic acid

ABSTRACT: In an autoclave at 70—80°C, N<sub>2</sub>F<sub>4</sub> reacts with ethyl esters of nitrosodifluoroacetic acid, nitrosochloroacetic acid, and alpha-nitrosoperfluoropropionic acid according to the reaction A:



1) R=R'=F,

3) R=F, R'=CF<sub>3</sub>,

2) R=F, R'=Cl,

4) R=R'=CF<sub>3</sub>.

Card 1/2

UDC: 547.221.231.235

ACC NR: AP6032278

to form the corresponding esters shown in the table.  
[WA-50; CBE No. 12]

Table 1.

Compound	yield, %	bp	n <sub>D</sub> <sup>20</sup>	d <sub>4</sub> <sup>20</sup>	MRD		found, %				calculated, %			
					found	calculated	O	H	F	N	C	H	F	N
CF <sub>3</sub> -COOC <sub>2</sub> H <sub>5</sub>   N(O)=NF	32	50/30	1.3635	1.3755	30.77	30.11	28.16	2.69	31.29	14.88	25.81	2.71	30.63	15.05
CFCl-COOC <sub>2</sub> H <sub>5</sub>   N(O)=NF	24	54/12	1.4040	1.4061	35.50	35.59	23.55	2.53	19.14	13.75	23.72	2.49	18.81	13.63
CF <sub>2</sub> CF-COOC <sub>2</sub> H <sub>5</sub>   N(O)=NF	35	61/33	1.3510	1.4351	35.67	34.18	25.55	2.09	40.17	11.85	25.43	2.13	45.24	11.80
CF <sub>2</sub>   CF <sub>2</sub> -C-COOC <sub>2</sub> H <sub>5</sub>   N(O)=NF	45	50/20	1.3190	1.5042	40.37	40.81	25.50	1.68	47.12	0.82	25.18	1.76	48.48	0.71
CF <sub>2</sub>   CF <sub>2</sub> -C-COOC <sub>2</sub> H <sub>5</sub>   NF <sub>2</sub>	51	65/100	1.3230	1.4866	37.03	37.10	28.20	1.87	55.34	5.23	26.19	1.83	55.25	5.00

SUB CODE: 07/ SUBM DATE: 10Mar66/ ORIG REF: 006/ OTH REF: 004/

Card 2/2

L 31885-66 EWT(m)/ENP(j)/T WW/JW/JWD/EM

ACC NR: AP6012539

SOURCE CODE: UR/0062/66/000/003/0585/0585

AUTHOR: Dyatkin, B. L.; Mochalina, Ye. P.; Bekker, R. A.; Knunyants, I. L. 44  
43  
B

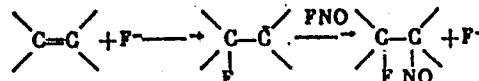
ORG: Institute of Elemental Organic Compounds, Academy of Sciences SSSR (Institut elementarnoorganicheskikh soyedineniy Akademii nauk SSSR)

TITLE: Mechanism of addition of nitrosyl fluoride to fluoroolefins 9

SOURCE: AN SSSR. Izvestiya. Seriya khimicheskaya, no. 3, 1966, 585

TOPIC TAGS: organic synthesis, fluorine compound

ABSTRACT: The authors obtained experimental proof of the nucleophilic mechanism of addition of FNO to higher fluoroolefins. It was shown that alkali metal fluorides (especially in strongly ionizing media) are effective catalysts of this reaction



Perfluoroethylene reacts with FNO only at 120-150°C and the reaction of perfluoroethylene (15 g), FNO (5.5 g), CsF (2 g) and KF (4 g) produces 2-nitrosoperfluoropro-

Card 1/2

UDC: 541.124 + 546.16

L 31885-66

ACC NR: AP6012539

pane (14.3 g). Perfluorocyclobutene according to our observations does not react with FNO even during heating to 120°C; however, shaking of 8 g of perfluorocyclobutene, 4.5 g of FNO, 1 g CSF and 2 kg KF with 5 ml of tetramethylene sulfone at 35° for 3 hrs produces nitrosoperfluorocyclobutane with 70% yield.

SUB CODE: 07/ SUBM DATE: 30Dec65/ ORIG REF: 1002/ OTH REF: 001

LS  
Card 2/2

DYATKIN, B.L.; BEKKER, R.A.; KNUNYANTS, I.I.

Nitrosation of alkyl perfluorovinyl ethers. Izv AN SSSR. Ser.  
khim. no.6:1121 '65. (MIRA 18:6)

1. Institut elementoorganicheskikh soyedineniy AN SSSR.



DYATKIN, B.L.; BEKKER, R.A.; KNUNYANTS, I.L., akademik

Reaction of alkylperfluorovinyl ethers with nitrogen dioxide.  
Esters of nitrosofluorocarboxylic acids, Dokl. AN SSSR 166  
no.1:106-109 Ja '66. (MIRA 19:1)

1. Institut elementoorganicheskikh soyedineniy AN SSSR. Submitted July 9, 1965.

L 05164-67 EWT(m)/EWP(j) JW/RM

ACC NR: AP7000738

SOURCE CODE: UR/0062/66/000/006/1124/1124

KNUNYANTS, I. L., DYATKIN, B. L., BEKKER, R. A., Institute of Heteroorganic Compounds, Academy of Sciences USSR (Institut elementoorganicheskikh sovedineniy AN SSSR)

18  
B

"New Method of Synthesizing Alpha-Difluoroaminoperfluorocarboxylic Acids and Their Derivatives"

Moscow, Izvestiya Akademii Nauk SSSR, Seriya Khimicheskaya, No 6, 1966, p 1124

Abstract: A new method of synthesizing alpha-difluoroaminoperfluorocarboxylic acids and their derivatives on the basis of readily available alkylperfluorovinyl ethers and tetrafluorohydrazine was discovered. The alkylperfluorovinyl ether was treated with tetrafluorohydrazine, the adduct then treated with antimony pentafluoride, and the  $RCF(NF_2)COF$  formed quantitatively converted to esters of alphasdifluoroaminoperfluoropropionic acid by treatment with alcohols. Orig. art. has: 2 formulas. [JPRS: 37,023]

TOPIC TAGS: organic synthetic process, fluorocarboxylic acid, ether, vinyl compound hydrazine, nonmetallic organic derivative

SUB CODE: 07 / SUBM DATE: 07Apr66 / OTH REF: 001

Card 1/1 vmb

UDC: 542.91 + 547.466 + 546.16

0923 1907

KUTIN, A.M., inzh.; RYZHIKH, V.S., inzh.; BEKKER, R.G., inzh.

A voltage indicator. Prom. energ. 19 no,11:21-22 N '64.

(MIRA 18:1)

BEKKER, R.G.

New filler for explosionproof transformers. Ugol' 39 no.1:61-64  
Ja '64. (MIRA 17:3)

1. Institut Giproniselektroshakht.

Country : USSR  
 Category : Human and Animal Physiology.  
 Abs. Jour. : Nerve and Muscle Physiology.  
 Author : Bekker, R. I.  
 Institut. : Ref Zhur-Biol., No 23, 1955, 106741  
 Title : The Effects of Acetylcholine on the Flow of  
 Current in a Nerve at Rest.  
 Orig Pub. : Zhur. eksperim. biol. i med., 1957, 44, No 12,  
 23-27  
 Abstract : Acetylcholine (I) in a  $10^{-3}$  concentration was  
 applied first to one end then to another region  
 of a frog's sciatic nerve immersed in Ringer's  
 solution. (I) proved to be ineffective. Experi-  
 ments were performed in which the proximal sec-  
 tor of the nerve was submerged into isotonic  
 glucose solution and the distal sector of the  
 nerve was submerged into isotonic HCl solution.  
 when (I) was applied to the electropositive pro-

Country : USSR T  
Category : Human and Animal Physiology.  
Nerve and Muscle Physiology.  
Abs. Jour. : Ref Zhur-Biol., No 23, 1956, 106741  
Author :  
Institut. :  
Title :

Orig. Pub. :

Abstract (cont) :

ximal sector. In a  $10^{-4}$  concentration, (I) produced changes in differences between the potentials amounting to 1-3 mv; they reached their maximum after 5-10 sec and terminated after 10-15 min. In a  $10^{-3}$  concentration, (I) created more extensive displacements of the potentials' differences. Dual effects (rendering positive or negative) were observed depending on the length of time which the nerve spent in the glucose

Card: 2/3

БЕКОВ, Р.И.

Effect of ultraviolet irradiation on the nitrogen metabolism in chickens. Dokl.Akad.sel'khoz. 21 [1.e.23] no.12:36-39 '58.  
(MIRA 12:1)

1. Novozybkovskiy pedagogicheskiy institut. Predstavleno akademikom N.G.Belen'kin.  
(Ultraviolet rays--Physiological effect) (Poultry)

BEIEN'KIY, N.G.; BEKKER, R.I.

Effect of ultraviolet rays on nitrogen balance and urobilin  
(stercobilin) excretion in chickens. Biofizika 8 no.4:509-512  
'63. (MIRA 17:10)

1. Moskovskiy tekhnologicheskiy institut myasnoy i molochnoy  
promyshlennosti i Novozybkovskiy gosudarstvennyy pedagogiches-  
kiy institut.



BEKKER, R.M.

Mechanism in a wire bead manufacturing machine for automatic  
removal of wire beads from molds. Kauch. i rez. 20  
no.9:49-50 S '61. (MIRA 15:2)

1. Leningradskiy shinnyy zavod.  
(Tire beads)  
(Rubber industry--Equipment and supplies)

10 K 11 21 5.111  
ANDRIYASHEVA, H.M.; BAKAL, T.P.; BEKKER, S.M.; BOGDANOV-BEREZOVSKIY, V.V.;  
BRAUN, A.D.; VASILEVSKAYA, N.L.; GANUSENKO, M.N.; GARMASHEVA, N.L.;  
DEMICHEV, I.P.; DRIZGALOVICH, S.Ye.; KALININA, N.A.; KORSAKOVA, G.F.;  
KHYZHANOVSKAYA, Ye.F.; MIROVICH, N.I.; PROROKOVA, V.K.; PUGOVISHNI-  
KOVA, M.A.; RESHETOVA, L.A.; SVETLOV, P.G.; UTEGENOVA, K.D.; KHECHI-  
HASHVILI, G.G.; SHVANG, L.I.; GARMASHEVA, N.L., professor, redaktor;  
BUDAKOV, A.V., redaktor; RULEVA, M.S., tekhnicheskij redaktor.

[Reflex actions in mother-fetus interrelations] Reflektornye reakcii  
vo vsaimootnosheniakh materinskogo organizma i ploda. [Leningrad]  
Gos. izd-vo med. lit-ry, Leningradskoe otd-nie, 1954. 266 p. (MLRA 7:10)  
(Pregnancy) (Embryology)

*BEKKER, M.*  
BELOSHAPKO, Pavel Andreyevich, prof.; ~~BEKKER~~, Semen Mikhaylovich, prof.;  
RAYVID, V.V., red.; LIVSHITS, D.A., tekhn.red.

[Maternal welfare in the Soviet Union; 40th anniversary of the  
Great October Socialist Revolution] Okhrana materinstva v SSSR;  
k 40-letiu Velikoi Oktiabr'skoi sotsialisticheskoi revolutsii.  
[Leningrad] Gos. izd-vo med. lit-ry Medgiz, Leningradskoe otd-  
nis, 1957. 20 p. (MIRA 11:3)

1. Chlen-korrespondent AMN SSSR (for Beloshapko)  
(MATERNAL AND INFANT WELFARE)

BEKER, S.M.; YEVDOKIMOV, A.I.; KIRSHEBLAT, Ya.D.; KONSTANTINOV, V.I.;  
LEVI, M.F.; LUR'YE, A.Yu.; NIKOLAYEV, A.P.; prof.; NOVOSEL'SKIY,  
V.A.; PANCHENKO, N.A.; SHAGAN, B.F.; SYRKIN, M.M., red.;  
GITSHTEYN, A.D., tekhred.

[Practical obstetrics; selected chapters] Prakticheskoe akusherstvo;  
isbrannye glavy. Kiev, Gos.med.isd-vo USSR, 1958. 565 p.

(MIRA 12:2)

1. Deystvitel'nyy ohlen Akademii meditsinskikh nauk SSSR (for  
Nikolayev).

(OBSTETRICS)

BEKKER, S.M., prof.

Ninth session of the Institute of Obstetrics and Gynecology of  
the Academy of Medical Sciences of the U.S.S.R. Vest.AMN SSSR 13  
no.3:75-86 '58. (MIRA 11:4)  
(OBSTETRICS) (GYNECOLOGY)

BEKKER, S.M. (Leningrad, pr. Rimskogo-Korsakova, d.3, kv.20)

On the 100th anniversary of the birth of Klavdiia Petrovna Ulezko-Stroganova (1859-1943). Vop.onk. 5 no.11:627-630 '59. (MIRA 14:7)

(ULEZKO-STROGANOVA, KLAVDIJA PETROVNA, 1859-1943)

BEKICER, S.M.; POLYAKOVA, G.P.

Significance of the Rh factor in clinical practice. Sov. med. 23  
no.5:16-26 My '59. (MIRA 12:7)

1. Iz Instituta akusherstva i ginekologii (dir. - chlen-korrespondent  
AMN SSSR prof. P. A. Beloshapk<sup>o</sup>) AMN SSSR.

(RH FACTORS

significance in clin. practice, review (Rus))

(ERYTHROBIASIS, FETAL.

review (Rus))

BEKKER, S.M., prof.

"Inflammations of the female genitalia from the point of the theory of nervism" by A.E. Mandel'shtam. Reviewed by S.M. Bekker. Akush.i gin. 35 no.5:122-124 S-O '59. (MIRA 13:2)  
(GENERATIVE ORGANS, FEMALE--DISEASES) (MANDEL'SHTAM, A.E.)



BECKER, S. H., prof.

Incompatibility. Zdorov'e 6 no.1:28 Ja '60.  
(RH FACTOR)

(MIRA 13:4)

BEEKER, S.M., prof. (Leningrad)

Alcohol and pregnancy.  
(ALCOHOLISM)

Zdorov'ye 6 no.12:18 D '60.

(MIRA 13:12)

(PREGNANCY, COMPLICATIONS OF)

BEKKER, S.M.

Late toxemias of pregnancy from the current viewpoint. Sov.med.  
24 no.11:74-85 N '60. (MIRA 14:3)

1. Iz instituta akusherstva i ginekologii (dir. - chlen-korrespondent  
AMN SSSR prof. P.A.Beloshapko [deceased]) AMN SSSR, Leningrad.  
(PREGNANCY, COMPLICATIONS OF)

BEKKER, Semen Mikhaylovich, prof.; KHASKIN, Semen Grigor'evich, prof.;  
VIPOV, V.I., red.; KHARASH, G.A., tekhn. red.

[Women's clinic] Zhenskaia konsul'tatsiia. Leningrad, Medgiz,  
1961. 149 p. (MIRA 15:1)  
(GENERATIVE ORGANS, FEMALE—DISEASES)  
(PREGNANCY, COMPLICATIONS OF)