

BLISEYEV, A.

7722. Bliseyev, A. Za pervenstvo vo vsesoyuznom sorevnovanii molod-  
ezhnykh traktornykh brigad. (Rasskaz brigadira glinyan, Mts  
slobodzeyskogo rayona). Kishinev, gosizdat moldavii, 1954. 18s. s  
ill. 16sm. (Glav. upr. s.-kh. Propagandy i nauki M-va Sel'-  
skogo khozyaystva moldav. SSR. B-KA kolkhoznika) 3,000 ekz.  
10 K.-Na molia . yaz.--(55-3530) 631.37:629.114.2st(47.75)

SO: Knizhnaya Letopis', Vol. 7, 1955

ZHMUR, V.A., prof.; BLISEYEVA, A.V.

Surgical treatment of cancer of the large intestine (excluding the rectum). Sov.med. 24 no.1:38-41 Ja '60. (MIRA 13:5)

1. Iz fakul'tetskoy khirurgicheskoy kliniki (dir. - akad. A.N. Bakulev) II Moskovskogo meditsinskogo instituta imeni N.I. Pirogova.

(INTESTINE LARGE neoplasms)

KHRISTICH (LESSIK), Agaf'ya Dmitriyevna; SIMONYAN, K.S., red.; ELISEYEVA,  
A.V., red.; BEL'CHIKOVA, Yu.S., tekhn.red.

[Innervation and blood supply of transplanted vessels and  
extremities] Innervatsiia i krovoobrazhenie peresazhennykh  
sosudov i konechnostei. Moskva, Gos.izd-vo med.lit-ry, Medgiz,  
1960. 144 p. (MIRA 14:1)

(BLOOD VESSELS--TRANSPLANTATION)  
(EXTREMITIES (ANATOMY)--TRANSPLANTATION)

SIMONYAN, Kirill Semenovich; BLISEYEVA, A.V., red.; SENCHILO, K.K.,  
tekh. red.

[Protein disorders in the pathogenesis of acute intestinal  
obstruction] Belkovye narusheniia v patogeneze ostroi kishечноi  
neprokhodimosti. Moskva, Medgiz, 1961. 125 p. (MIRA 14:11)  
(INTESTINES—OBSTRUCTIONS) (PROTEIN METABOLISM)

GESELEVICH, Anatoliy Mikhaylovich, prof.; GORKIN, Nikolay Semenovich;  
ANAN'YEVA, M.G., red.; BABKINA, S.I., red.; BLISEYEVA, A.V.,  
red.; GABERLAND, M.I., tekhn. red.

[New surgical instruments and apparatus for chest surgery; a  
textbook for physicians and students in medical institutes] Novye  
khirurgicheskie instrumenty i apparaty dlia grudnoi khirurgii; po-  
sobie dlia vrachei i studentov meditsinskikh institutov. Moskva,  
Medgiz, 1961. 151 p. (MIRA 15:7)

(CHEST—SURGERY)

(SURGICAL INSTRUMENTS AND APPARATUS)

LARIOSHCENKO, Taisiya Gavrilovna; BLISEYEVA, A.V., red.; KUZ'MINA,  
N.S., tekhn. red.

[Radiation treatment of cancer of the breast] Luchevoe lechenie  
raka molochnoi zhelezy. Moskva, Medgiz, 1961. 161 p.

(MIRA 15:7)

(BREAST--CANCER) (X RAYS--THERAPEUTIC USE)

PRIOROV, Nikolay Nikolayevich[deceased]; DVORKIN, Aleksandr Markovich;  
KHEYFETS, Lyubov' Zakharovna; BLISEYEVA, A.V., red.; ZUYEVA,  
N.K., tekhn. red.

[Prevention of accidents in agriculture and medical care in  
injuries] Profilaktika travmatizma v sel'skokhoziaistvennom  
proizvodstve i lechebnaia pomoshch' pri travmakh. Moskva, Med-  
giz, 1962. 218 p. (MIRA 15:7)  
(~~AGRICULTURE~~-ACCIDENTS) (WOUNDS--TREATMENT)

PISKUN, Aron Isayevich; BLISEYEVA, A. V., red.; MIRONOVA, A.M., tekhn.  
red.

[Chronic tonsillitis] Khronicheski tonzillit. Moskva, Medgiz,  
1962. 62 p. (MIRA 16:2)

(TONSILS--DISEASES)



GANYUSHKIN, B.V.; BLISHCHENKO, I.P., red.; ROMANOVA, N.I., tekhn.red.

[The World Health Organization] Vsemirnaia organizatsiia  
zdravookhraneniia. Moskva, Izd-vo In-ta mezhdunarodnykh otno-  
sheni, 1959. 77 p. (MIRA 12:12)

(WORLD HEALTH ORGANIZATION)

SHIBAYEVA, Yelena Alekseyevna; BLISHCHENKO, I.P., red.; ROMANOVA, N.I.,  
tekhn.red.

[International organizations in the field of transportation and  
communications] Mezhdunarodnye organizatsii v oblasti transporta  
i svyazi. Moskva, Izd-vo In-ta mezhdunar.otnoshenii, 1960. 105 p.  
(MIRA 13:7)  
(Communication and traffic--International cooperation)

BLISHCHENKO, I.P.; BOCHAROV, I.N.; GLUSHAKOV, P.I.; MIRONOV, V.S.;  
NIKOL'SKIY, M.M.; NIKOL'SKIY, N.M.; PUCHKOV, I.B.; CHERNIKOV,  
G.P.; SHCHETININ, V.D.; YEPIFANOV, M.P., red.; ROMANOVA, N.I.,  
tekhn.red.

[Africa 1960: concise reference book; territory, population,  
economy, governmental system, foreign policy] Afrika 1960;  
kratkii spravochnik. Territoria, naselenie, ekonomika, gos-  
darstvennyi stroi, vneshniaia politika. Moskva, Izd-vo In-ta  
mezhdunarodnykh otnoshenii, 1960. 133 p.

(MIRA 14:3)

(Africa)

BLISHCHENKO, P. I.

Blishchenko, P. I. "Professor Sh. M. Gasanova's treatment by naphthalene of the various after effects of wartime gunshot wounds and injuries," Trudy III Zakavkazsk. s"yezda khirurgov, Yerevan, 1948 (on cover: 1949), p. 713-723

SO: U-5240, 17 Dec. 53, (Letopis 'zhurnal 'nykh Statey, No. 25, 1949).

BLISHCHENKO, S.M., inzh.

Bumps at the Suchan deposit mines. [Trudy] VNIMI no.49:209-217  
'62. (MIRA 17:4)

1. Trest Suchanugol'.

BICH, Ya.A., kand. tekhn. nauk; MURATOV, N.A.; BLISHCHENKO, S.M.;  
YENDAL'TSEV, B.M.

Rock bumps and efforts to control them in mines of the Suchan  
deposit. Ugol' 39 no.5:64-67 My '64. (MIRA 17:8)

1. Vsesoyuznyy nauchno-issledovatel'skiy marksheyderskiy institut  
(for Bich). 2. Shakhta No.21 Suchanskogo mestorozhdeniya (for  
Muratov). 3. Trest Suchanugol' (for Blishchenko). 4. Shakhta  
No.10/16 Suchanskogo mestorozhdeniya (for Yendal'tsev).

BLISKAVKA, A.G.; GABRIELYANTS, G.A.

Time and causes of the formation of dislocations with a break in continuity in the central part of the Kara Kum. Izv. AN Turk. SSR. Ser. fiz.-tekh., khim. i geol. nauk no.4:77-83 '63. (MIRA 17:2)

1. Upravleniye geologii i okhrany nedr pri Sovete Ministrov Turkmenskoy SSR.

GABRIELYANTS, G.A.; BLISKAVKA, A.G.

Tectonic dislocations in central Kara Kum. Trudy VNIGNI no.30:  
200-204 '61. (MIRA 14:9)  
(Kara Kum--Faults (Geology))



BLISKAVKA, A.G.; GABRIELYANTS, G.A.; TKACHUK, M.A.

New stratigraphic scale of Paleogene sediments in the central Kara Kum in connection with prospecting for oil and gas structures. Izv. vys. ucheb. zav.; neft' i gaz 5 no.7:15-18 '62.

(MIRA 16:7)

1. Moskovskiy institut neftekhimicheskoy i gazovoy promyshlennosti imeni akademika Gubkina.

(Kara Kum—Geology, Stratigraphic)

GABRIYELYANTS, G.A.; BLISKAVKA, A.G.; MOROZOV, G.I.; KHUSNUTDINOV, Z.B.;  
KHADZHINUROV, N.; KOLODIY, V.V.

Zeagli-Darvaza gas field. Geol. nefti i gaza 6 no.11:28-30 N '62.  
(MIRA 15:12)

1. Upravleniye geologii i okhrany neдр pri Sovete Ministrov Turk-  
menskoy SSR i Turkmenskiy filial Vsesoyuznogo neftegazovogo nauchno-  
issledovatel'skogo instituta.

BLISKAVKA, A.G.

Erbent erosion region. Trudy VSEGEI 109:38-43 '63.(MIRA 17:7)

BLISKOVSIIY, V.Z.; LEIN, A.Yu.

Mineralogical correlatives of certain Mesozoic formations of the  
Tuostakh River Basin. Dokl. AN SSSR. 144 no.6:1331-1333 Je '62.  
(MIRA 15:6)

1. Predstavleno akad. N.M.Strakhovym.  
(Tuostakh Valley--Geology, Stratigraphic)

BLISOVSKIY, V.Z.

Mineralogy of hydrogrossularites. *Biul. MOIP Otd. geol.* 40 no. 6:  
137-138 N-D '65 (MIRA 19:1)

1. Submitted March 18, 1965.

KRASIL'NIKOVA, N.A.; GUREVICH, B.G.; BLISOVSKIY, V.Z.; SHMEL'KOVA, Yu.F.;  
OBOLENSKAYA, G.A.

Phosphorites of the Altai-Sayan fold area. Lit. i pol. iskop.  
no.4:161-181 JI-Ag '65. (MIRA 18:9)

1. Gosudarstvennyy nauchno-issledovatel'skiy institut gorno-  
khimicheskogo syr'ya, Moskva.

SOV/112-57-5-10959

9 (3)

Translation from: Referativnyy zhurnal. Elektrotehnika, 1957, Nr 5,  
pp 201-202 (USSR)

AUTHOR: Bliskunov, N. A., Dobretsov, L. N., Parkhomenko, V. S.,  
Saykina, M. F., Chistyakova, M. A.

TITLE: Cathodes With an Activator in the Oxide Layer (A Preliminary Report)  
(Katody s aktivatorom v oksidnom sloye. Predvarit. soobshch.)

PERIODICAL: Tr. n.-i. in-ta, M-vo radiotekhn. prom-sti SSSR, 1956,  
Nr 1 (29), pp 48-50

ABSTRACT: Experiments with introducing the Si activator into a cathode oxide coating are described; this permits using a pure Ni base. A possibility has been verified of depositing alkali-earth metal carbonates in the presence of suspended Si granules that act as seeds for crystallization and that are uniformly distributed over the entire deposit; this fact favors the BaO reduction conditions in the cathode. The Si contents can be controlled by the size of

Card 1/2

SOV/112-57-5-10959

**Cathodes With an Activator in the Oxide Layer (A Preliminary Report)**

granules and can be brought to 0.3% (by weight). The tests have been conducted with 22 diodes having pure Ni cathodes coated with carbonates containing 0.06% Si (by weight). It has been much easier to activate these cathodes than those without Si; the activation is better than in the case of a filament with added Si and coated with pure carbonates. Emission characteristics of the cathodes tested for 250 hours approximate those of the cathodes with Ni base with added Ca and coated with ordinary carbonates. Temperature measurements on the experimental cathodes have shown that the radiant emissivity of Si-containing oxides is slightly higher than that of pure oxides.

Ye.S.S.

Card 2/2



9 (3)

SOV/112-57-5-10994

Translation from: Referativnyy zhurnal, Elektrotehnika, 1957, Nr 5,  
pp 207-208 (USSR)

AUTHOR: Bliskunov, N. A., Shepsenvol, M. A.

TITLE: Methods and Results of Measuring Small Ionic Currents in Ready-Made  
Tubes (Metody i resul'taty izmereniya malykh ionnykh tokov v gotovykh  
lampakh)

PERIODICAL: Tr. n.-i. in-ta, M-vo radiotekhn. prom-sti SSSR, 1956,  
Nr 1(29), pp 51-60

ABSTRACT: A common disadvantage of the existing methods of ionic-current  
measurements is that it is impossible to separate leakage currents from  
thermal emission of the grid. To evaluate quality and to control processing  
of oxide-coated-cathode tubes, a method is suggested for determining small  
ionic currents based on conversion of those currents into alternating current  
(Herold, W., R.C.A. Rev., 1949, Vol 9, Nr 8). This method permits

Card 1/4

SOV/112-57-5-10994

Methods and Results of Measuring Small Ionic Currents in Ready-Made Tubes

measuring currents  $4 \times 10^{-11}$  amp separately from leakage currents and from grid thermionic emission. A simplified measuring circuit is presented that consists of a stage with a multigrad tube being tested and of an amplifier stage with a peanut-size 6Zh1P tube. To secure ionic-current modulation, the tube is operated under special conditions in which an alternating (50 cps) voltage of 1.5 v amplitude is applied to the control grid, a positive potential of 120 v is applied to the screen grid, and a negative potential of 20 v is applied to the anode and suppressor grids. Under such conditions, the electron stream is varied by the alternating voltage on the control grid, is accelerated under the influence of the screen-grid positive potential, partly passes through the turns of that grid, and enters the decelerating field between the second grid and the anode where electrons lose their velocities and return to the screen grid; they again pass through its turns and a part of them enters the decelerating field between the cathode and the second grid. As a result of these processes, an

Card 2/4

SOV/112-57-5-10994

**Methods and Results of Measuring Small Ionic Currents in Ready-Made Tubes**

ion current appears in the anode (ion collector) circuit; this current consists of DC and AC components. Alternating components of the electron and ion currents in the anode and second-grid circuits having the same frequency (50 cps) can be measured by a vacuum-tube voltmeter. Three lots of TV type 6P9 pentodes were tested to verify the outfit operation. It was found that pressure in the tube drops within the first 16-24 hours, after which an equilibrium is established between the processes of gas liberation and absorption, and the pressure remains practically constant. During this period, the vacuum factor  $K$  varies according to an exponential law and approaches a constant value, this value being different for different tube lots that may differ in their final residual pressure. The association has been found between the value of  $K$  and the variation of cathode emissivity during the cathode service. Thus, if the value of  $K$  changes within  $7 \times 10^{-6}$  to  $7 \times 10^{-7}$  within the first 24 hours, the tube service life is about 1,400 hours, and if  $K$  varies within  $(6-1) \times 10^{-7}$  and

Card 3/4

SOV/112-57-5-10994

Methods and Results of Measuring Small Ionic Currents in Ready-Made Tubes

$(9-3) \times 10^{-8}$ , the service life is 1,900 and 2,400 hours respectively. In addition, a linear relationship has been found for triodes and the multielectrode tubes between the AC electron and ion currents.

Ye.S.S.

Card 4/4

*Bliskunov, N.A.*

USSR/Electronics - Electronic and Ionic Emission

H-2

Abs Jour : Referat Zhur - Fizika, No 5, 1957, 12276

Author : Shepsenol, M.A., Bliskunov, N.A.

Inst : -

Title : Measurement of the Resistance of the Intermediate Layer of an Oxide Cathode.

Orig Pub : Tr. N.-. in-ta, M-vo radiotekhn. prom-sti SSSR, 1956, vyp. 2-3 (30-31), 65-70

Abstract : Description of the method and report of results of measuring the resistance of the intermediate layer of an oxide cathode from the value of the transconductance of the cube at two frequencies (50 kc and 30 cycles). In addition, at frequencies of 50 kc, one cycle, and 30 cycles, a measurement is made of the capacitance of the intermediate layer. The setup is built in the form of a stand, its operation and the treatment of the measurement results are simple, and insure good reproducibility. The average error of the

Card 1/2

PHASE I BOOK EXPLOITATION

SOV/3838

Bliskunov, N. A., and I. Ya. Kamenetskiy

Tekhnologiya proizvodstva elektrovakuumnykh priborov, Ch. 1: Izgotovleniye katodov, podogrevateley, i gazopoglotiteley (Production Technology of Electro-Vacuum Devices, Pt. 1: The Manufacture of Cathodes, Heaters, and Gas Absorbers) Leningrad, Gosenergoizdat, 1959. 219 p. Errata slip inserted. 10,000 copies printed.

Ed.: S. A. Obolenskiy; Tech. Ed.: O.S. Zhitnikova.

**PURPOSE:** This book is intended for persons working in the electro-vacuum industry, and can also be used by students of schools of higher education studying the technology of electro-vacuum devices.

**COVERAGE:** The book explains the technological principles of the manufacture of cathodes, heaters, and gas absorbers of modern electron tubes. The authors thank R. A. Gavrilov, S. A. Obolenskiy, R. A. Nilender, and B. N. Mozhzhevelov. There are 10 references: 3 Soviet and 7 English.

Card 1/4

Production Technology (Cont.)

BOV/3838

TABLE OF CONTENTS:

Ch. I. Technology of Cathode Manufacture

1. Design and physicochemical properties of cathodes used in electro-vacuum devices	7
2. Materials and specifications for cathode base	14
3. Chemical and electrochemical purification of materials used for direct-heating cathode bases	26
4. Mechanical tests and hydrogen annealing of fine wire and tape. Bronzing of tungsten wire	33
5. Molding of direct-heating cathode bases	40
6. Mechanical treatment of indirect-heating cathode bases	47
7. Cleansing of indirect-heating cathode bases	55
8. Heat treatment and sintering of indirect-heating cathode bases	76
9. Oxide composition materials and technology of their preparation	85
10. Application of oxide composition on cathode bases	101
11. Inspection of oxide cathodes	117

Card 2/4

## Production Technology (Cont.)

80V/3838

## 12. Carbide coating of cathodes

124

## Ch. II. Technology of Heater Manufacture

1. Materials and specifications of heater bases 132
2. Specifications for insulating coating materials and methods of purifying and testing them 134
3. Mechanical manufacture of heater bases and the technology of their treatment 140
4. Methods of applying insulating layer on heater bases 152
5. Annealing of heaters 172
6. Armoring and inspection of heaters 175

## Ch. III. Technology of Gas Absorber Manufacture

1. General information on and specifications for gas absorbers 181
2. Technology of the preparation of metallic barium 185
3. Preparation of alloys of barium with aluminum and magnesium 190
4. Preparation of gas absorbers of the barium-titanium (bati) and of the barium-thorium (bato) type 194

Card 3/4



Production Technology (Cont.)

SOV/3838

- |  |     |
|--|-----|
| 5. Preparation of batalum getters, ribbon gas absorbers, and paste getters [formir-getter] | 199 |
| 6. Preparation of tubular getters (barium with metal coating)                              | 205 |
| 7. Zirconium and cerium-thorium gas-absorbing coatings                                     | 209 |
| 8. Gas-absorbing construction materials  | 216 |

Bibliography

220

AVAILABLE: Library of Congress

Card 4/4

JP/RM/ec  
7-14-60

BLISKUNOV, Nikolay Aleksandrovich; KAMENETSKIY, Iosif Yakovlevich; OBOLENSKIY, S.A., red.; ZHITNIKOVA, O.S., tekhn. red.

[Technology and manufacture of vacuum devices] Tekhnologiya proizvodstva elektrovakuumnykh priborov. Moskva, Gos. energ. izd-vo. Pt.2.  
[Manufacture of grids, anodes, and envelopes] Izgotovlenie setok, anodov i obolochek. 1961. 257 p. (MIRA 14:10)  
(Electron tubes)

SPERANSKIY, Vladimir Mikhaylovich; ARENKOV, Anatoliy Borisovich;  
BLISKUNOV, N.A., kand.tekhn.nauk, red.; KHIVRICH, Ye.D.,  
red.isd-va; PARAKHINA, N.L., tekhn.red.

[Ultrasonic chemistry and cellulose] Zvukokhimiya i tselliu-  
losa. Moskva, Goslesbumisdat, 1961. 72 p.

(MIRA 14:12)

(Cellulose)

(Ultrasonic waves--Industrial applications)

SOKOLOV, O.V.; BLISKUNOVA, N.A., dots., red.

[Generation and measurement of a vacuum] Poluchenie i izmerenie vakuuma; uchebnoe posobie. Leningrad, Leningradskii elektrotekhn. in-t, Pt.1. 1963. 159 p. (MIRA 17:7)

BLIZNYUK, I.D.; CHERNOGORENKO, M.I.

Emission of cercariae of *Opisthorchis felinus* Riv. from the  
body of an intermediate host. Trudy Ukr. resp. nauch. ob-va  
paraz. no. 3:73-76 '64 (MIRA 19:1)

1. Institut gidrobiologii AN' UkrSSR.

BLISTAN, J.

"Construction and operation of the Novaky electric-power station."

p. 70 (Energetika) Vol. 8, no. 2, Feb. 1958.  
Prague, Czechoslovakia

SO: Monthly Index of East European Accessions (EEAI) LC. Vol. 7, no. 4,  
April 1958

MARAN, Bohuslav, akademik, laureat statni ceny; KAUT, Vl., inz.;  
SVORCOVA, S., MUDr.; TUSL, M., MUDr., C.Sc.; RABA, Jan.;  
MATERNA, Jan, inz.; KLIMECEK, Rostislav; BETTELHEIM, Jan, inz.;  
HALA, Eduard, doc., inz., dr.; UHER, L., inz.; KORDIK, E.;  
ERDOS, Emerich, doc., inz., dr.; VOSOLSOBE, Jan, doc., inz., dr.;  
NADENIK, O., inz.; HRUDKA, J.; HOSTALEK, Zdenek, inz., dr.;  
RADL, K., inz.; PEKAREK, Vl., MUDr.; BLISTAN, J., inz.; STORCH, O.  
inz.

A national conference on protection against chemical fumes  
from electric heat plants; a summary of reports. Energetika Cz  
11 no.2:109-111 F '61.

BLISTANOV, A.A.; PANOV, A.V. [deceased]; SHASKOL'SKAYA, M.P.

Recovery of internal friction following plastic deformation in LiF  
single crystals. Fiz. tver tela 5 no.9:2726-2728 S '63.  
(MIRA 16:10)

1. Moskovskiy institut stali i splavov.



BLISTANOV, A.A.; BOKSHEYN, S.Z.; GUDKOVA, T.I.; ZHUKOVITSKIY, A.A.; KISHKIN,  
S.T.

Investigating the effect of stress on porosity forming. Issl. po zharo-  
proch. splav. 10:81-86 '63. (MIRA 17:2)

ACCESSION NR: AT4040417

S/0000/64/000/000/0133/0146

AUTHOR: Blistanov, A. A.; Bokshteyn, S. Z.; Gudkova, T. I.; Kishkin, S. T.; Zhukhovitskiy, A. A.

TITLE: Pore formation and rupture at high temperatures in relation to stress and metal structure

SOURCE: Protsessy\* diffuzii, struktura i svoystva metallov (Diffusion processes, structure and properties of metals); sbornik statey. Moscow, Izd-vo Mashinostroyeniye, 1964, 133-146

TOPIC TAGS: alpha brass, nichrome, nickel based alloy, alloy pore formation, volatile constituent diffusion, grain boundary effect, stress effect, metal structure effect, high temperature failure, metal failure analysis

ABSTRACT: This study concerned the kinetics of pore formation, as well as the effects of stress, temperature and structure of the metal on such processes in relation to failure of the metal at high temperatures. Sheet samples of alpha brass (32% Zn and 68% Cu; annealed 50 hrs. at 800C and 0.01 mm Hg) and a Nichrome alloy (20% Cr, 80% Ni; prehomogenized

Card 1/2

ACCESSION NR: AT4040417

50 hrs. at 1200C in argon) were polished electrolytically, then homogenized in a vacuum (residual pressure 0.001 mm Hg, temp. 500 - 1250C, volatile component distillation) under stresses varying from 15 to 120 kg/cm<sup>2</sup> or unstressed. Results obtained with the brass samples indicate that pore formation is initiated due to evaporation and the accompanying diffusive migration of constituents. The effect of grain boundaries is not apparent in the initial stages, but becomes clearly pronounced as the process continues. Pores form earlier as temperature rises. The presence of stress accelerates the process and the effect of grain boundaries rises sharply. The process is completed by cracking and rupture along the grain boundaries. Pore formation was absent in unstressed nichrome, while stressed samples showed significant porosity, cracks and eventual failure, mainly along the grain boundaries. Other experiments indicate that heterogeneity of the material significantly affects patterns of pore distribution. It is concluded that similar studies will permit physical analysis of metal failure at high temperatures. Orig. art. has: 4 graphs and 8 photomicrographs.

ASSOCIATION: none

SUBMITTED: 09Dec63

DATE ACQ: 28May64

ENCL: 00

SUB CODE: MM

NO REF SOV: 003

OTHER: 003

Card 2/2

S/181/60/002/009/031/036  
B004/B056

AUTHORS: Shaskol'skaya, M. P., Blistanov, A. A.

TITLE: The "Decorating" of Defects in Silver Chloride Crystals

PERIODICAL: Fizika tverdogo tela, 1960, Vol. 2, No. 9, pp. 2270-2275

TEXT: The authors describe a method of "decorating" defects in AgCl crystals by bringing them into contact with zinc. Two kinds of samples were investigated: a) lamellas rolled down from single crystal to a thickness of 0.4 - 0.5 mm, and then freed of stress by heat treatment. b) Single-crystal lamellas 1.0 - 1.2 mm thick. A polished zinc lamella was pressed onto the samples at room temperature, taken off again after 30 - 45 min, after which the AgCl was examined under the microscope. At places where Zn had been in contact with AgCl, white spots were observed, which had formed in consequence of the reaction  $2AgCl + Zn \rightarrow 2Ag + ZnCl_2$ .

After two days, rainbow-colored, ordered rows of spots (Fig. 1) appeared around the contact surface, which were concentrated especially at the grain boundaries (Fig. 2). After having been treated with a photographic

Card 1/2

The "Decorating" of Defects in Silver  
Chloride Crystals

S/181/60/002/009/031/036  
B004/B056

developer, the spots became black, and were found to be reduced silver which had formed also within the crystals (Fig. 3) at the dislocations. Experiments made at 200° and 280°C, after the AgCl samples had previously been deformed in order to produce slide lines, led to the same result. An especially high Ag concentration was found on the slide lines (Fig. 4), whereas no silver had been separated on the neighboring stress-free places, which apparently contained no defects. The concentration of the Ag spots corresponded to the concentration of the defects. After attaining a maximum, the concentration of the spots no longer increased, but the silver crystals started growing. Similar but less distinct effects were also observed when AgCl was treated with copper. The authors thank Professor A. A. Zhukhovitskiy for his advice. There are 4 figures and 11 references: 2 Soviet, 2 US, and 2 British.

ASSOCIATION: Kafedra fiziki Moskovskogo instituta stali (Chair of  
Physics of the Moscow Steel Institute)

SUBMITTED: February 16, 1960

Card 2/2

ACCESSION NR: AP4019830

S/0181/64/006/003/0728/0734

AUTHORS: Blistanov, A. A.; Shaskol'skaya, M. P.

TITLE: The effect of dislocation pinning on amplitude dependent internal friction in LiF

SOURCE: Fizika tverdogo tela, v. 6, no. 3, 1964, 728-734

TOPIC TAGS: internal friction, dislocation immobilization, single crystal deformation, plastic deformation, alkali halide

ABSTRACT: This paper represents part of the authors' work of examining the role of vacancies and impurity atoms in pinning dislocations in single crystals of alkali-halide crystals. The mechanism of this pinning is important in the study of plastic deformation. The authors investigated frequency- and amplitude-dependent internal friction of single crystals of LiF doped with  $Mn^{2+}$  and  $Fe^{2+}$  ions. Measurements were made at a frequency of 140 kilocycles after plastic deformation of the samples. It was found that changes in amplitude-dependent friction are more significant in doped crystals of LiF, whereas the recovery of frequency-dependent internal friction is much less affected by the presence of impurities. The effect of intrinsic point defects and impurity atoms on changes in amplitude-dependent and

Card 1/2

ACCESSION NR: AP4019830

amplitude-independent internal friction is not uniform. Impurities of the bivalent  $Mn^{2+}$  and  $Fe^{2+}$  ions in LiF substantially increase changes in amplitude in the early stages of amplitude dependence after plastic deformation. Amplitude-independent internal friction is restored rather completely even in undoped single crystals. The mechanism of internal friction diminution after plastic deformation (at low temperatures) is not reflected in any change in shape of the line  $\log \epsilon \Delta \nu - \left(\frac{1}{\epsilon}\right)$

as it should be according to the dislocation theory of A. Granato and K. Lücke. Orig. art. has: 4 figures, 1 table, and 6 formulas.

ASSOCIATION: Moskovskiy institut stali i splavov (Moscow Institute of Steel and Alloys)

SUBMITTED: 13Aug63

DATE ACQ: 31Mar64

ENCL: 00

SUB CODE: SS

NO REF SOV: 001

OTHER: 006

Card 2/2.

BR

ACCESSION NR: AP4019831

S/0181/64/006/003/0735/0740

AUTHORS: Blistanov, A. A.; Shaskol'skaya, M. P.

TITLE: The frequency and temperature dependence of attenuation decrement

SOURCE: Fizika tverdogo tela, v. 6, no. 3, 1964, 735-740

TOPIC TAGS: internal friction, attenuation decrement, dislocation immobilization, dislocation motion, crystal deformation, point defect

ABSTRACT: This work represents an attempt to apply the idea of microcreep to refine the frequency dependence in the internal-friction theory of Köehler, Granato, and Lücke. It is suggested that in some cases microcreep, along with previously identified causes, may lead to a linear dependence of the attenuation decrement on frequency (at low frequencies). The authors consider the possible diffusion displacement of pinned dislocations of point defects by means of external stresses. The effect on internal friction of diffusion of dislocation-pinning centers increases with decrease in frequency and may play a fundamental role for frequencies on the order of several cycles. An exponential temperature dependence follows from the diffusion nature of internal friction at low temperatures. The generalized expression for change in internal friction is found to be

Card 1/3



ACCESSION NR: AP4019831

$$\Delta_1 = \Omega \Lambda \Delta_0 \gamma_i^2 \left( \frac{\omega d}{\omega_0^2} + \sum_i \gamma_i \frac{A}{A_{12}} \frac{\pi}{\omega d_{1i}} \right)$$

where  $\gamma_i$  is the parts of loops pinned by a defect of type  $i$  and the summation is made for all possible types of pinning,  $\omega$  is the vibration frequency of a dislocation loop,  $d$  is interatomic distance,  $\Omega$  is the orientation factor, and  $\Lambda$  is the mass of a single length of a moving dislocation. This expression also satisfies the frequently observed exponential dependence of internal friction on temperature, since at low frequencies

$$\Delta_1 \sim \frac{1}{\omega d_1} = \frac{D_0}{\omega R T} e^{-\frac{Q}{RT}}$$

where  $D$  is the rate of atomic migration and  $Q$  is the activation energy of diffusion. Orig. art. has: 1 figure and 16 formulas.

ASSOCIATION: Moskovskiy institut stali i splavov (Moscow Institute of Steel and Alloys)

Card 2/3

ACCESSION NR: AP4043367

S/0181/64/006/008/2441/2444

AUTHORS: Blistanov, A. A.; Malakhov, G. V.; Shaskol'skaya, M. P.

TITLE: Investigation of the recovery of internal friction in crystalline silver chloride

SOURCE: Fizika tverdogo tela, v. 6, no. 8, 1964, 2441-2444

TOPIC TAGS: internal friction, recovery dynamics, silver chloride, single crystal, activation energy, diffusion mobility, crystal lattice defect, dislocation immobilization

ABSTRACT: The recovery of low-frequency internal friction following plastic deformation in wire samples of AgCl, either pure or alloyed with 0.012 at.% NaCl, was investigated at 0, 25, and 50°C. The frequencies used were 1.5--2.5 cps. The wire samples were obtained from single crystals by pressing and rolling, followed by annealing for 10 hours. A second annealing was used (130C, 1 hour) after the

Card 1/3

ACCESSION NR: AP4043367

sample was clamped in the relaxator. The activation energies of the recovery process as a whole were found to be approximately the same for both pure and alloyed samples ( $0.23 \pm 0.02$  eV) ( $0.1 \pm 0.02$  and  $0.08 \pm 0.02$  eV, respectively). The average value of the activation energy of the diffusion of point defects was found to be  $0.23 \pm 0.02$  eV for both pure and alloyed samples of AgCl. This indicates that the recovery process proceeds in the same manner in both pure and alloyed silver chloride. The fact that the recovery activation energy is on the whole lower than the activation energy for the diffusion of point defects indicates that, although the observed decrease in internal friction following plastic deformation agrees with the theory of Granata, Hikato, and Lucke (Acta Met. v. 7, 470, 1958) the diffusion mechanism is not the only recovery mechanism, and others, with lower activation energy are possible. It is also shown that the dislocation immobilization is due to diffusion of the intruded  $\text{Ag}^+$  ions to the dislocations and of the vacancies of these ions to the dislocations. This is corroborated by the fact that the

Card

2/3

ACCESSION NR: AP4043367

value obtained for the activation energy of the diffusion of the point defects which immobilizes the dislocations during the recovery processes (0.23) is intermediate between the activation energies for  $\text{Ag}^+$  ions (0.15) and vacancies (0.33 eV) in silver chloride, as published in the literature. Orig. art. has: 3 figures and 4 formulas.

ASSOCIATION: Moskovskiy institut stali i splavov (Moscow Institute of Steel and Alloys)

SUBMITTED: 02Mar64

ENCL: 00

SUB CODE: SS

NR REF SOV: 002

OTHER: 004

Card 3/3

L 17163-65 EWT(m)/EPF(c)/EPF(n)-2/EPR/EWP(t)/EWP(b) Pr-4/P6-4/Pu-4  
SSD(a)/SSD/ASD(m)-3/ASD(a)-5/BSD/AS(mp)-2/AFWL/APGC(b)/ESD(ga) JD/JW/  
ACCESSION NR: AP4048421 JG/GG S/0181/64/006/011/3402/3408

AUTHOR: Berzina, I. G.; Blistanov, A. A.; Tsinzerling, L. G. 16

TITLE: Detachment and motion of dislocations in radiation-hardened  
lithium fluoride crystals 17 19

SOURCE: Fizika tverdogo tela, v. 6, no. 11, 1964, 3402-3408

TOPIC TAGS: lithium compound, neutron irradiation, crystal dis-  
location, dislocation motion, absorption spectrum, internal friction,  
lithium fluoride, radiation hardening, crystal defect

ABSTRACT: To identify the types of defects responsible for radia-  
tion hardening of lithium fluoride crystals, the authors examined the  
influence of neutron irradiation of LiF single crystals on the  
immobilization and mobility of dislocations following irradiation,  
when a concentrated load is applied. The single crystals were grown  
under factory conditions by the Kriopoulos method, and had an initial  
dislocation density of about  $10^{13}$  cm<sup>-2</sup>. The samples were in the  
form of rectangular bars measuring 10 x 10 x 1 mm for observing  
absorption spectra and 20 x 10 x 5 mm bars for the measurement of

Card 1/3

L 17163-65

ACCESSION NR: AP4048421

4  
internal friction. Three samples in each batch were exposed in a reactor to  $1.00-1.25 \times 10^{11}$  n/cm<sup>2</sup> · sec, of which about 10% were fast neutrons and the rest thermal neutrons. All mechanical and optical measurements were made several hours after stopping the irradiation. The mechanical pressure was applied by the diamond pyramid of the PNT-3 instrument under different loads. The dislocation distribution was determined by etching and examination under an MIM-6 microscope. Absorption spectra were taken with the ISF-30 spectrograph and an MF-4 microphotometer. The internal friction was measured by the compound vibrator method at 130 kc. The measurements yielded the variation in the length of the prong of the etch-figure star with the load for different radiation doses. The results indicated that irradiation caused an increased concentration of point defects, chiefly in the vicinity of the dislocations. "The authors thank M. P. Shaskol'skaya for continuous interest in and a discussion of the results, and Abdugani Aliyev of VNIIYaGG, who irradiated the crystals." Orig. art. has: 6 figures and 3 formulas.

ASSOCIATION: Institut stali i splavov, Moscow (Institute of Steel and Alloys)

Card 2/3

L 17163-65

ACCESSION NR: AP4048421

SUBMITTED: 08Jun64

ENCL: 00

SUB CODE: SS

NO REF SOV: 004

OTHER: 012

ATD PRESS: 3150

Card 3/3

L 2517-66 EWT(1)/EWT(m)/EFP(c)/T/EWP(t)/EWF(b)/EWA(c) LJP(c) JD/JW/GG  
 ACCESSION NR: AP5014591 44.55 44.05 UR/0181/85/007/006/1856/1859

AUTHOR: Blistanov, A. A.; Troitskiy, I. V.; Shaskol'skaya, M. P. 44.55 73 58 B

TITLE: Concerning the kinetics of fixation of dislocations by point defects in ionic crystals 21.44.55 76

SOURCE: Fizika tverdogo tela, v. 7, no. 6, 1965, 1856-1859

TOPIC TAGS: crystal lattice dislocation, crystal dislocation phenomena, crystal defect, ionic crystal, alkali-halide, lithium fluoride 27 27

ABSTRACT: The authors investigated the influence of the temperature and of prior deformation on the recovery of internal friction at frequencies 130 and 140 kos +2 in single crystals of LiF, both pure and doped with Pb. The samples were plastically deformed by a combination of static bending and high-frequency vibrations, at temperatures 25, 50, and 800 and at various degrees of deformation. The degree of recovery was found to increase with increasing temperature and with increasing prior deformation. The kinetics of fixation of the dislocations by point defects in the plastically deformed alkali-halide single crystal are discussed from the point of view of the dislocation theory of Granato, Hikata and Lucke (Acta Met. v. 6, 470, 1958). We are grateful to Ye. G. Shvidkovskiy and N.A. Tyapulina 44.55

Card 1/2



L 2517-66

ACCESSION NR: AP5014591

for preliminary discussion of the results, and also to <sup>41,55</sup> N. A. Bispen, <sup>41,55</sup> E. A. Smirnova, S. P. Sal'nikova, and P. A. Tsirul'nik for supplying the crystals". Orig. art. 15  
has: 5 figures and 3 formulas.

ASSOCIATION: Moskovskiy institut stali i splavov (Moscow Institute of Steel and Alloys)

SUBMITTED: <sup>41,55</sup> 24 Sep 64

ENCL: 00

SUB CODE: SS, IC

NR REF SOV: 004

OTHER: 003

*bed*  
Card 2/2

BLISTANOV, A.A.; SHASKOL'SKAYA, M.P.

Effect of high-frequency vibrations on internal friction recovery  
in LiF single crystals. Fiz. tver. tela 7 no.10:2930-2932 0 '65.  
(MIRA 18:11)

1. Moskovskiy institut stali i splavov.

L 23019-66 EWT(1)/EWT(m)/T/EWP(t) IJP(c) JD

ACC NR: AP6009652

SOURCE CODE: UR/0181/66/003/003/0736/0739

AUTHORS: Blistanov, A. A.; Malakhov, G. V.; Soyfer, Ya. M.;  
Shaskol'skaya, M. P.

76  
B

ORG: Moscow Institute of Steel and Alloys (Moskovskiy institut stali i splavov)

TITLE: <sup>2/</sup> Effect of electrical field on the internal friction in NaCl and LiF

SOURCE: Fizika tverdogo tela, v. 8, no. 3, 1966, 736-739

TOPIC TAGS: sodium chloride, lithium fluoride, single crystal, internal friction, crystal dislocation, crystal defect, ionic crystal, plastic deformation, electrostatic field

ABSTRACT: To check on the interaction between <sup>18</sup> dislocations and point defects in ionic crystals, the authors measured the internal friction in NaCl and LiF crystals placed in a constant electrostatic field at frequencies ~5 kcs and 1 cps. The measurements at 5 kcs were made by the method of F. Forster (Zs. Metallkunde v. 29, 109, 1937). Dynamic

Card 1/3

L 23019-66

ACC NR: AP6009652

microphones were used as transmitters and receivers. The logarithmic decrement was recorded with an amplifier, amplitude discriminator, and scalar. The measurements at 1 cps were made by the method of inverted torsion pendulum. The oscillations were recorded electronically with an inductive pickup. The number of oscillations was counted electromechanically. The sample temperature could be controlled thermostatically in the range from - 150 to + 80C. The electric field intensity could reach 10 kev/cm. All experiments were made at room temperature, since prior measurements of the temperature dependence have shown that there are no internal-friction peaks at room temperature. Comparative measurements were made of the effect of the electrostatic field and of plastic deformation on the internal friction, and the experiments have shown that at both frequencies the electrostatic field and the plastic deformation produce similar effects. The time variation of the internal friction of the single crystals in a fixed electrostatic field exhibited a saturation behavior. The low frequency internal friction was found to be more sensitive to changes in the electrostatic field intensity than the high-frequency friction. The results obtained at low frequencies were more stable

Card

2/3

L 23019-66

ACC NR: AP6009652

and more consistent upon repetition. This indicates that the internal friction mechanisms at the two frequencies are different. Orig. art. has: 4 figures and 5 formulas. 0

SUB CODE: 20/ SUBM DATE: 17Jul65/ ORIG REF: 007/ OTH REF: 008

Card

3/3 *pla*

L 26642-66 EWT(1)/EWT(m)/T/EWP(t) IJP(c) JD/JW/JG

ACC NR: AP5025367

SOURCE CODE: UR/0181/65/007/010/2930/2932

AUTHOR: Blistanov, A. A.; Shaskol'skaya, M. P.

ORG: Moscow Steel and Alloy Institute (Moskovskiy Institut stali i splavov)

TITLE: The effect of high frequency oscillations on the recovery of internal friction in lithium fluoride monocrystals

SOURCE: Fizika tverdogo tela, v. 7, no. 10, 1965, 2930-2932

TOPIC TAGS: lithium fluoride, crystal structure, internal friction, single crystal, *HF vibration*

ABSTRACT: Since it was indicated that the effect of high-frequency vibrations leads to a growth of internal friction and an increase of dislocation in LiF and NaCl crystals, the effect of high frequency vibrations on deformation reactions of monocrystal specimens of LiF was studied. The purpose of the work was to study the role of impurities in the process of blocking dislocation and the effect of high frequency vibrations on this blocking. Recovery of internal friction was studied in LiF monocrystals in the "pure" form and with Ca<sup>2+</sup> (0.01%) impurity at frequencies of 130 kilocycles. It was indicated that the parameter of the recovery rate in the Granato, Lucke, Hikata theory

Card 1/2

L 26642-66

ACC NR: AP5025367

decreases with the growth of preliminary deformation. Doping leads to an increase in recovery rate. Results were confirmed from the point of view of dislocation theory of internal friction. Orig. art. has: 3 fig.

SUB CODE: 20/ SUBM DATE: 01Apr65/ ORIG REF: 001/ OTH REF: 004

Card 2/2

BLISTANOV H.H.  
POPLAVSKIY, I.A., inshener; BLISTANOV, A.A.

Review of the All-Union State Standard no.1855-45 on shrinkage allowance  
and limit deviation for gray cast iron. Standartizatsiia no.3:54-57 My-Je '54.  
(MLRA 7:6)

1. Vsesoyuznyy proyektno-tekhnologicheskii institut.  
(Cast iron--Standards)



ACCESSION NR: AP5019060

UR/0285/65/000/012/0087/0087  
681.26

AUTHOR: Karulin, Ye. I.; Blistunov, N. N.

34  
B

TITLE: Aerodynamic three-component screen balance. Class 42, No. 172080

SOURCE: Byulleten' izobreteniy i tovarnykh znakov, no. 12, 1965, 87

TOPIC TAGS: aerodynamic research, aerodynamic balance, thrust measurement, thrust measuring instrument

ABSTRACT: This Author Certificate introduces an aerodynamic screen balance containing a flat screen attached at three points to elastic metal elements. These elements are equipped with resistance strain gages which are, in turn, connected to electronic deformation meters (see Fig. 1 of the Enclosure). To increase the sensitivity and accuracy of the balance, the screen is suspended vertically on three rods and hinged to the elastic measuring elements. To ensure a smooth change in the distance from the screen to the nozzle exit, a variation of the latter is equipped with horizontal lead screws in its base. Orig. art. has: 1 figure.

Cord 1/3

1-00980-05  
ACCESSION NR: AP5019060

ASSOCIATION: none

SUBMITTED: 19Mar64

ENCL: 01

SUB CODE: ME

NO REF SOV: 000

OTHER: 000

ATD PRESS: 4060

Card 2/3

ACCESSION NR: AP5019060

ENCLOSURE: 01

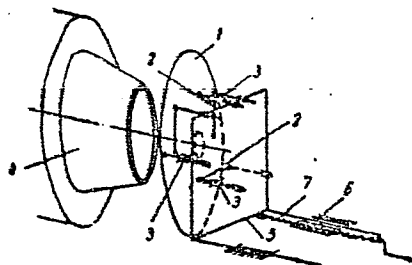


Fig. 1. Aerodynamic balance

- 1 - Screen; 2 - three links;
- 3 - elastic measuring elements;
- 4 - nozzle; 5 - balance base frame;
- 6 - horizontal guides;
- 7 - lead screw.

Card *dm*  
3/3

BLITEK, D.; PARNAS, Yu.; TSUBER, S.

Determination of virulence of Brucella abortus bovis 19, BA, and 24 on chick embryos. Zhur.mikrobiol.epid. i immun. 28 no.9:33-35 S '57. (MIRA 10:12)

1. Iz kafedry mikrobiologii Meditsinskoy akademii v Lyubline i Gosudarstvennogo nauchno-issledovatel'skogo instituta sel'skogo truda i gigiyeny.

(BRUCELLA, ABORTUS,

virulence of various strains, determ. in chick embryo (Rus))

EXCERPTA MEDICA Sec 4 Vol. 10/10 Microbiology Oct 57

2352. BLITEK D., PARNAS J. and ZUBER S. Chaire de Microbiol., Acad. de Med., Lublin. \*Recherches concernant la virulence à l'égard de l'embryon de poulet des souches pathogènes et non pathogènes de Brucella brucei. Research into the virulence of pathogenic and non-pathogenic strains of Brucella brucei towards the chick embryo ANN. INST. PASTEUR 1957, 92/1 (146-148)  
Embryonated chicken eggs were injected on the 3rd to 9th day of development with three strains of Brucella brucei var. bovis; strain S 19 of Cotton and Buck, aviru-

2352

lent for guinea-pigs, and used for vaccination of the animals; strain BA of Zdrodowski and Wierszilowa of Moscow, avirulent in guinea-pigs, and proposed for the vaccination of man; strain 24, provided with a great virulence in guinea-pigs. Only pure colonies of the S form were inoculated into the eggs; the inoculation was made into the egg yolk and consisted of 0.1 ml. charged with 1000, 100 or 10 Brucella. Incubation was at 36° C. After death of the embryo, either the morbid-anatomical changes were examined or cultures of the amniotic fluid, egg yolk or liver in Braun's medium were made, to establish the degree of dissociation of the culture. Death of the embryo ensued earlier as the embryo was younger and as the bacterial concentration was higher. The most virulent of the 3 strains was strain 24, followed by strain BA; S 19 was the least virulent strain. In general, the difference in virulence in the chick embryo between the 3 strains is slight since strains S 19 and BA also proved pathogenic for the chick embryo, also in bacterial doses of about 10 U. The morbid-anatomical changes consisted of turbidity, hyperaemia and infiltration of blood into the chorion, hypertrophy and congestion of the embryonic organs, and a blood-like appearance of the amniotic fluid. From a bacteriological viewpoint, strain 24 showed no dissociation, whereas strains S 19 and BA gave 20-30% R colonies or intermediary colonies I. The embryonated chicken egg is a very sensitive method of studying Brucella.

Benzoni - Milan

POLAND/Human and Animal Physiology - (Normal and Pathological) T  
Metabolism. Vitamins.

Abs Jour : Ref Zhur Biol., No 6, 1959, 26262

Author : Iwanowska, J., Deptula, S., Blitek, D., Snyk, W.,  
Wardynska, H., Galecka, H.

Inst : -

Title : Origination Mechanism of E-Avitaminoses

Orig Pub : Acta physiol. polon., 1958, 9, No 2, 257-262

Abstract : Various degrees of E avitaminosis were induced in female rats by giving insufficient rations. Separate groups of rats received 0.167, 0.318, 0.605 and 1.150 mg respectively of tocopherole per animal. By counting live, resorpted and dead embryos, as well as by the absence of pregnancy, it was established that the best result is obtained from tocopherole dose of 0.318 - 0.605.

Card 1/1

ZDUNCZYK-PAWELEK, Helena; BLITEK-GOLC, Danuta; KOSTRZEWSKA, Krystyna

The frequency of appearance and microbiological classification of atypical acid-fast bacilli cultured from patient material. Gruzlica 32 no.1:11-22 Ja'64

1. Z Kliniki Ftizjatrycznej Slaskiej AM w Zabrze; Kierownik: prof.dr.med. L.Deloff.

\*



ZDUNCZYK-PAWELEK, Helena; BLITEK-GOLC, Danuta; KOSTRZEWSKA, Krystyna

The level of biologically-active INH in the patient's blood.  
Gruslica 30 no.7:605-614 '62.

I. Z Kliniki Ftizjatrycznej Slaskiej AM w Zabrze Kierownik:  
prof. dr med. L. Deloff.  
(ISONIAZID) (BLOOD CHEMICAL ANALYSIS)

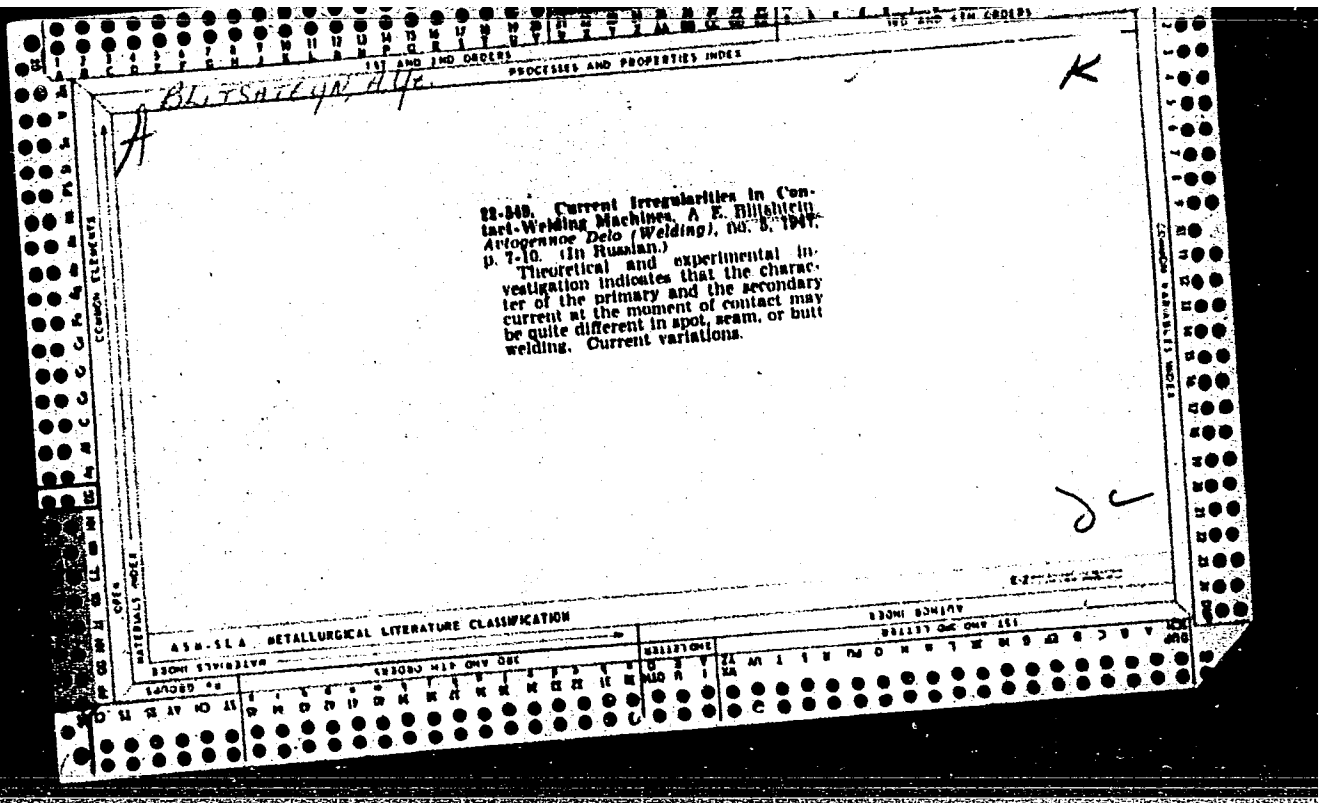
KIRSANOVA, Z.V.; BLITMAN, A.M.; NEBARAKOV, Yu.S.

Rubber for footwear. Standartizatsiia 27 no.4:47-48 Ap '63.  
(MIRA 16:4)

(Boots and shoes, Rubber—Standards)

KIRSANOVA, Z.V.; BLITMAN, A.M.; NEBARAKOV, Yu.S.

Shoe carton. Standartizatsiia 28 no.2:50 F '64.  
(MIRA 17:3)



BLITSHTEYN, A. Z.

USSR/Welding - Methods  
Welding, Electric

May 1947

"Irregular Working Conditions in Contact Welding  
Machines," A. Z. Blitshteyn, 4 pp

"Avtogennoye Delo" No 5

Discusses the type of currents in the irregular period, switching on the primary circuit with a closed secondary circuit, closing the secondary circuit with a primary circuit connected to the net voltage, possible effect of the maximum shock on the commutation moment, and gives the experimental check.

12T1

7

B

**Determination of Pressure on Electrodes in Contact Welding Machines by Measurement of the Deformation of the Arm of the Machine.** (In Russian.) A. Z. Blitshlein. *Autogennoe Delo* (Welding), Nov. 1948, p. 13-14.

Describes a new method, consisting of measuring by a micrometric device, the deformation of the arm supporting one of the electrodes during automatic welding.

2

ASB-51A METALLURGICAL LITERATURE CLASSIFICATION

MATERIALS INDEX		PROCESS AND PROPERTIES INDEX		COMMON VARIABLES INDEX	
GROUP	LETTERS	GROUP	LETTERS	GROUP	LETTERS
1	A	1	A	1	A
2	B	2	B	2	B
3	C	3	C	3	C
4	D	4	D	4	D
5	E	5	E	5	E
6	F	6	F	6	F
7	G	7	G	7	G
8	H	8	H	8	H
9	I	9	I	9	I
10	J	10	J	10	J
11	K	11	K	11	K
12	L	12	L	12	L
13	M	13	M	13	M
14	N	14	N	14	N
15	O	15	O	15	O
16	P	16	P	16	P
17	Q	17	Q	17	Q
18	R	18	R	18	R
19	S	19	S	19	S
20	T	20	T	20	T
21	U	21	U	21	U
22	V	22	V	22	V
23	W	23	W	23	W
24	X	24	X	24	X
25	Y	25	Y	25	Y
26	Z	26	Z	26	Z

PA 12/49T32

BLITSHTEYN, A. Z.

Aug 48

USSR/Engineering  
Welding - Equipment  
Welding - Power

"External Characteristics of Contact Welding Machines," A. Z. Blitshteyn, Cand Tech Sci, All-Union Sci Res Inst of Agr Mach Bldg, 5 pp

"Artozennoye Delo" No 8

External characteristics of contact welding machines can be represented as circumferential arcs on a current-voltage graph. Radius of arc depends on power factor. Three known quantities are necessary for the construction of the characteristics.


12/49T32

Aug 48

USSR/Engineering (Contd)

secondary voltage at no load, power factor and secondary current under short circuit conditions. Describes tangential method of constructing characteristic.

12/49T32





1ST AND 2ND ORDERS

3RD AND 4TH ORDERS

PROCESSING AND PROPERTIES INDEX

A

K

COMMON ELEMENTS

COMMON VARIATIONS

1948, p. 91-92. Translated and condensed from *Autogenos Delo* (Welding), Oct. 1947, p. 64.  
With theoretical derivations.

5

ASME-SLA METALLURGICAL LITERATURE CLASSIFICATION

1948-1953

GROUP	1	2	3	4	5	6	7	8	9	10	11	12	13	14	15	16	17	18	19	20	21	22	23	24	25	26	27	28	29	30	31	32	33	34	35	36	37	38	39	40	41	42	43	44	45	46	47	48	49	50							

ELITSHTEYN, A.Z.

Agriculture

Repair of plowshares by welding methods, Moskva, Sel'khoz, 1951.

9. Monthly List of Russian Accessions, Library of Congress, <sup>1952</sup> December ~~1953~~ Unclassified.

BLITSHTEYN, A. Z.

Electric Welding

Welding technology used in factories of the Ministry of Agricultural Machinery  
Construction, Sel'khozmaschina, No. 2, 1953.

9. Monthly List of Russian Accessions, Library of Congress, May 1953. Unclassified.

BLITSHTEYN, A. Z.

B. T. R.  
V. 3 No. 3  
Mar. 1954  
Welding and  
Joining

4262\* Investigation of Welding Sheet Cast Iron. (Russian.)  
A. Z. Blitshtein and S. M. Lashchiver. *Setkhozmashtvo*, 1953,  
no. 11, Nov., p. 19-23.  
Describes production and use of cast iron to steel weldments  
in agricultural machinery. Tables, diagrams, micrographs.

6114\* Toward the Wider Use of Production Welding. Shire  
primenial' svarku elektrozaklepkami. (Russian) A. Z.  
Blushtein, P. M. Sapov, and B. Z. Feldman. *Selkhozobrazovaniye*  
1952, 12, Dec., p. 22-25.

Determination of parameters; operation technique; strength of  
welds. Graphs, diagrams, tables, X-ray diffraction patterns.  
1 ref.

BLITSHTAYN, A.Z.; GEL'MAN, A.S., doktor tekhnicheskikh nauk, professor,  
Fetsenst; PASTERNAK, N.A., inzhener, redaktor; MODEL', B.I.  
tekhnicheskij redaktor.

[Electric plug welding] Svarka elektrozaklepkami. Moskva, Gos.  
nauchno-tekhn.isd-vo mashinostroit. lit-ry, 1955. 110 p.  
(Electric welding) (MLRA 8:12)

14(0)

SOV/112-59-5-9261

Translation from: Referativnyy zhurnal. Elektrotehnika, 1959, Nr 5,  
pp 118-119 (USSR)

AUTHOR: Blitshteyn, A. Z.

TITLE: Approximate Method for Determining the Secondary Current in Contact-Type Welders

PERIODICAL: Sb. nauchno-issled. rabot. Vses. n.-i. in-t s.-kh. mashinostr.,  
1957, Nr 11, pp 92-98

ABSTRACT: Selection of welding conditions in a contact-type welding machine according to the secondary current — this current determining the economy and weld strength — is difficult because the current often reaches tens of thousands amperes. The possibility of quick and sufficiently accurate calculation of the secondary current from the known primary current is important for industry. The conventional formula  $I_1 W_1 \approx I_2 W_2$  is hardly applicable because the true transformer ratio is always less than the design

Card 1/3

SOV/112-59-5-9261

Approximate Method for Determining the Secondary Current in Contact-Type . . . .

ratio due to a high magnetic dispersion in the welding transformers which, in turn, is due to a nonuniform distribution of the primary and secondary windings. A method for experimental determination of the correction factor C that allows for the actual inequality of winding ampereturns is suggested; it is based on the author's scheme that comprises two similar contact machines. Experimental data obtained with two identical point-type AT-5 machines with shell-type transformers is presented. The machine secondaries are short-circuited by copper bars in two fashions: (1) with a twice-normal reach (460 mm) and (2) with an increased distance between the machines (up to 1,005 mm). The correction factor C can be determined from the formula

$$C = \sqrt{\frac{I_3}{I_1}}$$

where  $I_1$  and  $I_3$  are the primary currents of each welding machine for the 4 regulation steps of the tapped winding. Tabulated experimental data shows that

Card 2/3



SOV/112-59-5-9261

Approximate Method for Determining the Secondary Current in Contact-Type . . . .

the correction factor, different for various regulation steps, remains practically constant for various reaches. Validity of the above method can be demonstrated by a comparison between the estimated and measured values of the secondary currents; they can be estimated as  $I_2 = CI_1k$ , where  $I_2$  is the secondary current,  $k$  is the ratio,  $C$  is the correction factor determined from a double current transformation circuit (error 1-2%) or estimated from the approximate equality of ampereturns:  $I_2 = kI_1$  (error 5-13%).

B.S.B.

Card 3/3

PHASE I BOOK EXPLOITATION

BOV/3577

Blitshteyn, Aleksandr Zinov'yevich

Svarka elektrozaklepami, privarka shpilek i shtiftov (Electric Plug Welding and Stud Welding), Moscow, Mashgiz, 1959. 45 p. (Series: Biblioteka svarshchika) 10,000 copies printed.

Editorial Board: A.Ye. Asnis, A.A. Kazimirov, B.I. Medovar, B.Ye. Paton (Resp. Ed.), and V.V. Podgayetskiy; Ed. of this vol.: A.Ye. Asnis; Ed.: V.V. Mayevskiy, Engineer; Chief Ed. (Southern Division, Mashgiz): V.K. Serdyuk, Engineer.

**PURPOSE:** This book is intended for welders.

**COVERAGE:** The book describes experience gained at Soviet plants in plug and stud welding which have found numerous applications in Soviet industry in recent years. Design features of plug-riveting machines and stud-welding pistols are discussed. Expedient regimes and methods of welding are recommended. No personalities are mentioned. There are 10 references, all Soviet.

Card 1/2

Electric Plug Welding and Stud Welding

SOV/3577

TABLE OF CONTENTS:

Introduction	3
1. The Plug-Welding Process	6
2. Techniques of Plug Welding	8
3. Some Features of the Stud-Welding Process	32
4. Techniques of Stud Welding	33
5. Flux and Electrode Wire	39
6. Equipment for the Welder's Work Place	42
Literature	47

AVAILABLE: Library of Congress (TK4660.B54)

Card 2/2

VK/mas  
6-27-60

BLITSHEYN, Aleksandr Zinov'yevich; PIZHURIN, Andrey Abramovich;  
PEREL'MUTER, N.M., red.; GOSPODARSKAYA, T.N., red. izd-va;  
VDOVINA, V.M., tekhn.red.

[Automated electric drives of woodworking machines] Avtomatizirovannyi elektroprivod derevoobrabatyvaiushchikh stankov. Moskva, Goslesbumizdat, 1962. 290 p. (MIRA 16:6)  
(Woodworking machinery--Electric driving)

PIZHURIN, Andrey Abramovich, kand. tekhn. nauk, dots.; BLITSHEYN,  
Aleksandr Zinov'yevich, kand. tekhn. nauk, dots.; SURIKOV,  
Vladimir Tikhonovich, kand. tekhn. nauk, dots.; SAKHAROV,  
V.V., inzh., retsenzent; TYUKIN, N.N., prepod., retsenzent;  
PEREL'MUTER, N.M., red.

[Electrical equipment of the lumber and woodworking indus-  
try] Elektrooborudovanie predpriatii lesnoi i derevo-  
obrabatyvaiushchei promyshlennosti. Moskva, Lesnaia pro-  
myshlennost', 1965. 358 p. (MIRA 18:11)

1. Kostromskoy lesomekhanicheskiy tekhnikum (for Tyukin).

BLITSHEYN, I. I.

"The Intestinal Protofauna Among Isolated Groups of the Population of the City of Khar'kov. The Role of Lamblia and Dwarf Taenia During Gastrointestinal Diseases." Cand Biol Sci; Khar'kov State U imeni A. M. Gorkiy, Min Higher Education USSR, Leningrad, 1954. (KL, No 1, Jan 55)

Survey of Scientific and Technical Dissertations Defended at USSR Higher Educational Institutions (12)  
SO: Sum. No. 556, 24 Jun 55

BLITSHTEN, I. I.

1380 Protofauna Kishechnika sredi ogdenykh grupp naseleniga gor. Kha'rkova Rol' Pyambliy i Karl Kovogo tsepaya pri zheludoch-no-Kishechnykh zabolevaniyakh. Kharkov, 1954. 12 s. 22 sm. (M-vo Vyssh. obrazovaniya SSSR. Khar'kovskiy Gos. un-t im. A. M. Gor'kogo). 100 ekz. Bespl-(54-51564)

SO: Knizhaya Letopis', Vol. 1, 1955

BLITSHTEYN, I. I.

BLITSHTEYN, I. I.

Occurance of enteric protozoans among individual groups of the population of Kharkov. Med.paraz. i paraz.bol.supplement to no.1: 62 157. (MIRA 11:1)

1. Iz Ukrainского nauchno-issledovatel'skogo instituta malyarii i meditsinskoy parazitologii imeni prof. Rubashkina.  
(KHARKOV--PROTOZOA, PATHOGENIC)



BLITSHTYN, I.I.

BLITSHTYN, I.I.

Role of Giardia lamblia and the dwarf tapeworm in the etiology of instable stools in children. *Pediatrics* no.8:80 Ag '57.

(MIRA 10:12)

1. Iz Ukrainskogo nauchno-issledovatel'skogo instituta malyarii i meditsinskoy parazitologii imeni V.Ya. Rubashkina.

(TAPEWORMS) (GIARDIASIS) (DIARRHEA)

~~BLITSHEYN, I.I.~~, kandidat biologicheskikh nauk; MOLDAVSKAYA, V.D., professor;  
RODKIN, S.V., dotsent; CHERNYAVSKAYA, F.P., kandidat meditsinskikh nauk;  
LEVITAN, R.B.; GRODZINSKAYA, A.I.; OSTROMUKHOVA, B.L.

The role of *Iamblia* and *hymonolepis nana* in dusentery of young  
children. Sov.med.21 no.3:22-26 Mr '57. (MLRA 10:7)

1. Iz Ukrainskogo instituta malyarii i meditsinskoy parazitologii imeni  
prof. V.Ya.Rubashkina (dir. I.A.Demchenko), Khar'kovskogo instituta  
okhrany materinstva i detstva (dir. - kandidat meditsinskikh nauk A.I.  
Kornikova), detskoy bol'nitsy No.24 (glavnyy vrach L.M.Poyarkova) i  
detskikh yasley No.81 (glavnyy vrach B.L.Ostromukhova) Khar'kov.

(DYSENTERY, BACILLARY, in inf. and child  
in giardiasis & tapeworm infection, ther.)

(GIARDIASIS, in inf. and child  
in bacillary dysentery, with tapeworm infect., ther.)

(TAPEWORM INFECTION, in inf. and child  
in bacillary dysentery, with giardiasis, ther.)

SHUL'MAN, Ye.S.; ELITSHEYN, I.I.; BURAKOVSKAYA, K.A.; LUKSHINA, R.G.

A case of imported fasciolopsiasis in Kharkov; clinical observation. Trudy Ukr. resp. nauch. ob-va paraz. no.2:122-123 '63  
(MIRA 17:3)

1. Ukrainskiy institut usovershenstvovaniya vrachey, Khar'kov.

BLITSHEYN, L.Ye.

Screw unit for making insulating blocks. [Suggested by: L.E. Blitshtein].  
Bats. 1 izobr. predl. v. stroi. no. 142:20-21 '56. (MIRA 10+4)  
(Insulation (Heat))