

ACC NR: AP6013350

SOURCE CODE: UR/0363/66/002/004/0693/0701

AUTHOR: Denisov, Yu. V.; Dzhurinskiy, B. F.; Kizel', V. A.

ORG: Moscow Physicotechnical Institute (Moskovskiy fiziko-tekhnicheskiy institut); Institute of General and Inorganic Chemistry Im. N. S. Kurnakov, Academy of Sciences SSSR (Institut obshchey i neorganicheskoy khimii Akademii nauk SSSR)

TITLE: Structure of glasses of the $\text{Na}_2\text{O}-\text{B}_2\text{O}_3$ system activated with rare earths. Europium.

SOURCE: AN SSSR. Izvestiya. Neorganicheskiye materialy, v. 2, no. 4, 1966, 693-701

TOPIC TAGS: borate glass, europium compound, luminescence spectrum

ABSTRACT: The emission and absorption spectra of glasses of the $\text{Na}_2\text{O}-\text{B}_2\text{O}_3-\text{Eu}_2\text{O}_3$ system (prepared from Na_2CO_3 , H_3BO_3 , and Eu_2O_3) were studied at room and liquid nitrogen temperatures using apparatus of high dispersion and sensitivity. The absorption spectra undergo little change with temperature. The form of the luminescence spectra depends on the frequency of the exciting light, not on the europium concentration. It is postulated that two types of luminescence centers of unlike coordination exist. The duration of luminescence was measured for certain lines. As the Na_2O content rises, the transfer of energy to the lattice increases. The strongest interactions between an Eu^{3+} ion and its surroundings take place at the highest and the lowest Na_2O content, at which the homogeneity of the field around the ion is greatest. The asymmetry of the field increases with the Na_2O content. The authors are sincerely grateful to S. L. Mandel'shtam for providing the facilities for the work, to M. D. Galanin for useful discussions,

Cord 1/2

UDC 546.33+546.273

ACC NR: AP6013350

and to N. Kunavin for assistance in the measurements. Orig. art. has: 7 figures and 1 table.

SUB CODE: 07,11 / SUBM DATE: 18Dec65 / ORIG REF: 005 / OTH REF: 006

Card 2/2

DENISOV, Yu.V.

Vacuum cleaning of pile fabrics from fluff on roller shearing
machines. Obm.tekh.opyt. [MLP] no.10:35-36 '56. (MIRA 11:11)
(Textile machinery) (Vacuum cleaning)

DENISOV, V. V.

Printing with dark violet K diazole with a carboxymethyl
cellulose thickener. Obm. tekhn. opyt. [MLP] no.11:16-17

'56.

(MIRA 11:11)

(Textile printing--Equipment and supplies)

DENISOV, Yu.V.

Directing the use of information materials at the "Krasnaia Talka"
Plant. ~~Op~~rab. po tekhn. inform. i prop. no.4:6-7 '63. (MIRA 17:1)
1. Starshiy inzh. Byuro tekhnicheskoy informatsii fabriki "Krasnaia
Talka".

ACC NR: AP7003152

SOURCE CODE: UR/0368/66/005/006/00766/0769

AUTHOR: Denisov, Yu. V.

ORG: none

TITLE: Photoelectric recording of luminescence in the infrared range

SOURCE: Zhurnal prikladnoy spektroskopii, v. 5, no. 6, 1966, 766-769

TOPIC TAGS: photoelectric method, luminescence spectrum, spectrophotometer, IR lamp, two beam spectrophotometer

ABSTRACT: A description is given of a two-beam spectrophotometer for analyzing the luminescence spectra activated in glass by rare earth elements. The spectrophotometer is based on an existing IKS-14 model (see Fig. 1). The spectrophotometer's sensitivity is increased by more than two orders by having the photomultiplier cooled with liquid nitrogen, using a cryostat of original design. Analysis of samples at low temperatures is effected by means of an optical cryostat which provides continuous change in temperature, from room to that of liquid nitrogen. The author thanks V. A. Klzel' for his supervision of the work. Orig. art. has:

Card 1/2

UDC: 535.33:535.37

ACC NR: AP7003152

4 figures. [Based on author's abstract]

[NT]

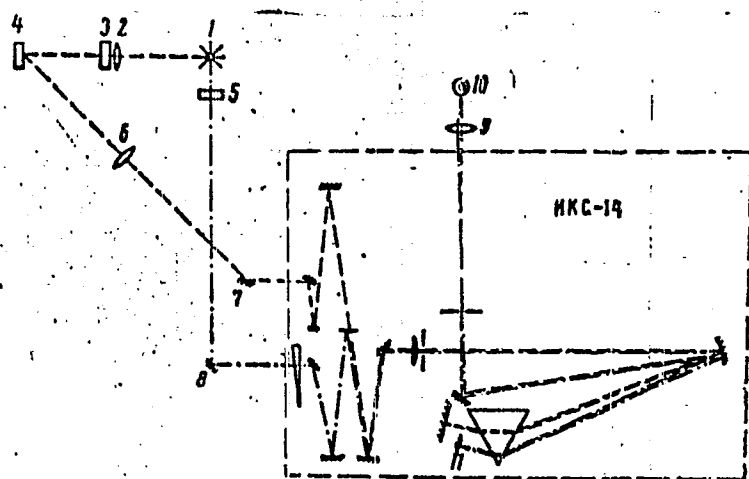


Fig. 1. Optical circuit.
1— Excitation source;
2, 6, 9—capacity;
3, 5—light filters;
4—sample;
7, 8—rotating mirrors; 10—photo receiver; 11—supplementary mirror

Card 2/2 SUB CODE: 20/SUBM DATE: 11May65/

DENISOV Z. N.

DENISOV Z.N. "On kik-sagyz selection", Izeestiyz akad. nauk BSSR Issure 7
1948 p. 41-44

SO: U-3261 10 April 53, (Letopis 'Zhurnal 'Nykh Statey No. 11 1949)

LUPINOVICH, I.S.; SKOROPANOV, S.G.; DENISOV, Z.N.; KOVDA, V.A., otv.red.;
MARKOV, V.Ya., red.isd-va; POLYAKOVA, T.V., tekhn.red.

[Transformation of nature in the Polesyan lowlands] Preobrazo-
vanie prirody Poleskoi nizmennosti. Moskva, Izd-vo Akad.nauk
SSSR, 1953. 77 p. (MIRA 13:7)
(Polesye--Drainage)

USSR/Soil Science - Soil Genesis and Geography.

J

Abs Jour : Ref Zhur - Biol., No 4, 1958, 15231

Author : Z.N. Denisov

Inst : Belorussian Scientific Research Institute for
Melioration and Water Economy.

Title : Swamp Formation as a Stage in Soil and Rock Formation.
(Bolotoobrazovaniye kak stadiya pochvoobrazovaniya i
porodoobrazovaniya).

Orig Pub : Tr. Belorussk. n.-i. in-ta melior. i vodn. kh-va, 1956,
7, 234-253

Abstract : In a single soil forming process, in the opinion of the
author, two directions of development are observed:
the progressive and the regressive. Water plays a par-
ticularly important role, its dearth and excess stipu-
lating the development of the regressive aspect in

Card 1/2

USSR/Soil Science - Soil Genesis and Geography.

J

Abs Jour : Ref Zhur - Biol., No 4, 1958, 15231

soil formation. All varieties of soil formation on the surface of the earth may be reduced to three types: the podzolic, peat and bog. The most characteristic feature of the bog type is the simultaneous combination of the processes of soil formation and rock formation. The basis of swamp development is found in a reduction in their supply of ash substances and the accumulation of rock of organic origin, namely peat.

Card 2/2

/

DENISOV, Z.N.

USSR/Meadow Cultivation.

L.

Abs Jour : Ref Zhur - Biol., No 21, 1958, 95886

Author : Denisov, Z.N., Danilovich, A.F.

Inst : Belorussian Scientific-Research Institute of Improvement
and Water Management.

Title : Development of Improvements for Increasing the Productivi-
ty of Natural Meadows in the Pre-Terrace Area of the Dnepr
River Valley.

Orig Pub : V sb.: Osnovnye rezul'taty nauchno-issled. raboty Belo-
russk. n.-i. in-ta melior. i vodn. kh.-va za 1956 g. Minsk,
AN BSSR, 1957, 161-166.

Abstract : No abstract.

Card 1/1

MALININ, S.N.; LUPINOVICH, I.S.; MOLOCHKO, I.S.; ABRAMCHUK, A.P.; ALEKSEYEV, Ye.K.; AL'SMIK, P.I.; AMBROSOV, A.L.; ANDREYEVA, N.M.; ANOKHIN, A.H.; AFONIN, M.I.; BABOSOV, M.M.; BALOBIN, V.N.; BARANOVSKIY, A.K.; BEZ-DENKO, T.T.; BEL'SKIY, B.B.; BOBKOVA, A.F.; BOL'SHAKOVA, V.P.; BUI-GAKOV, N.P.; VAGIN, A.T.; BIL'DYLUSH, R.T.; VIL'CHINSKIY, A.D.; VLASOVA, K.S.; VOYTEO, D.I.; VOLUZHEV, A.G.; GABYSHEV, M.F. [deceased]; GAYKO, A.A.; GALASHEV, M.A.; GOREGHIYAD, Kh.S.; GARKUSHA, I.F.; GOSTI-LOVSKAYA, M.N.; GORBUNOVA, N.N.; GORSKIY, N.A.; GORFINKEL', Z.Sh.; GRUBILKO, N.P.; GUSAKOV, V.A.; GUDAYKIN, A.I.; DANILOVICH, A.F.; DEMENT'YEV, V.A.; DENISOV, Z.N.; DOROZHNIK, N.A.; DUBOV, A.B.; DUBOV-SKIY, Ya.K.; YEVTIKHIYEV, B.Ye.; ZHARIKOV, I.S.; ZHILIN, A.P.; ZHOLNE-ROVICH, A.M.; ZHURAVEL', B.N.; ZABELLO, D.A.; ZAKHARENKO, G.D.; ZU-BETS, V.M.; IVITSKIY, A.I.; KACHURO, I.M.; KEDROV-ZIKHMAN, O.K.; KIDA-LINSKIY, V.A.; KIPENVARLITS, A.F.; KOVALEVSKIY, G.T.; KOVAL'CHUK, P.P.; KOZHANOV, K.Ya.; KOZLOVSKIY, I.Ye.; KOCHETOVA, Z.N.; KRIVODUBSKIY, I.P.; KUDRYAVTSEV, S.F.; KUSTOVA, A.I.; LAPPO, A.I.; LARIONENKO, V.B.; LASHKEVICH, G.I.; MAL'CHEVSKIY, V.I.; MAN'KO, N.F.; MARKOVETS, A.F.; MATSEPURO, M.Ye.; MEDVEDEV, A.G.; MEL'TSER, Ya.D.; MOISEYEV, I.G.; MUSORIN, V.V.; MUKHIN, N.D.; NAGORSKAYA, Ye.D.; NALIBOTSKIY, S.B.; NIKOLAYEVA, Yu.N.; NEDOLUGOV, I.T.; ORLOVSKIY, I.A.; ORLOVSKIY, K.P.; PANKEVICH, A.A.; PESKIN, A.L.; PROKOPOV, P.Ye.; PUSHKAREV, I.I.; RAZMYSLOVICH, I.R.; RAZUMENKO, A.V.; REMNEVA, Z.I.; RINKIS, V.A.; ROVDO, A.I.; ROGOVOY, P.P.; ROZENBLYUM, B.M.; RYZHMANOV, A.G.; RUSI-NOV, A.A.; SAVCHENKO, A.I.; SAPUNOV, V.A.; SAFRONOV, I.P.; SVIRSKIY, Ya.N.; SEVERNYH, V.P.; SERGEYEV, I.V.; SEMENOV, A.L.; SIDORENKO, G.M.;

(Continued on next card)

MALININ, S.N.---(continued) Card 2.

SKOROPANOV, S.G.; SKRIPNICHENKO, L.A.; SMIRNOV, T.Ye.; STAROVOYTOV, K.T. [deceased]; STRELKOV, I.G.; SUSLOV, V.P.; SUKHORUKOV, G.Ye.; SYUHAROV, A.Ye.; TIMOSHININ, V.D.; TISHKEVICH, I.I.; TROPASHKO, I.N.; TRIZNO, S.I.; TRIMA, N.K.; TUZOVA, R.V.; TURETSKIY, B.L.; UMANSKIY, M.M.; UR'YEV, I.M.; KHOT'KO, A.I.; KHROBOSTOV, S.N.; TSEKHANOVICH, P.V.; CHERNYAVSKIY, I.G.; GHULKOVA, Ye.I.; CHUNOSOV, M.N.; SHERPEL', V.I.; SHIKHALEYEV, N.P.; SHKLYAR, A.Ye.; SHCHERBOV, N.A.; YURGENS, B.A.; YUSKOVETS, M.K.; YAKOVLEV, B.I.; YAKERSON, S.A.; YAROSHEVICH, A.A.; LUTSENKO, M.N., red.; LARIN, V., red.; KALECHITS, G., tekhn.red.

[Measures for increasing agricultural production per 100 hectares of land on collective and state farms of White Russia] Meropriyatiya po uvelicheniyu proizvodstva sel'skokhoziaistvennoi produktsii na 100 hektarov zemel'nykh ugodii v kolkhosakh i sovkhosakh BSSR. Red.kolle-giya; I.S.Lupinovich i dr. Minsk, Gos.izd-vo BSSR. Red.sel'khoz. lit-ry, 1959. 601 p. (MIRA 13:4)

1. White Russia. Ministerstvo sel'skogo khozyaystva.
(White Russia--Agriculture)

YASINSKIY, I.I.; DENISOV, Z.N., kand.sel'skokhoz.nauk

Some peculiarities of the development of swamps in the flood plain
of the Sluch River. Sbor. bot. rab. Bel. otd. VBO no.2:155-166
'60. (MIRA 15:1)

1. Zaveduyushchiy otdelom lugov i pastbishch Instituta melioratsii,
vodnogo i bolotnogo khozyaystva.
(Sluch Valley--Swamps)

USSR / Human and Animal Morphology, Normal and Pathological.
Nervous System. Peripheral Nervous System.

S-2

Abs Jour : Ref Zhur - Biol., No 18, 1958, No 83673

Author : Denisov-Mkol'skiy, Yu. I.

Inst : Military Medical Academy

Title : A Contribution to the Morphology of Pelvic Nerves.

Orig Pub : Tr. Voen.-med. akad., 1957, 76, 28-36.

Abstract : No abstract given.

Card 2/1

DENISOV-NIKOL'SKIY, Yu.I.

State of the intraorgan blood supply of the posterior extremity
in rabbits under conditions of disturbed blood supply. Arkhiv.
anat. gist. i embr. 43 no.10:71-78 0'62. (MIRA 17:6)

1. Kafedra normal'noy anatomii (ispolnyayushchiy obyazannosti
zaveduyushchego - prof. V.M. Godinov) Voenno-meditsinskoy ordena
Lenina akademii imeni Kirova, Leningrad. Adres avtora; Leningrad,
K-9, ul. Lebedeva, 6, Kafedra normal'noy anatomii Voenno-meditsinskoy
ordena Lenina akademii imeni Kirova.

DENISOV-NIKOL'SKIY, Yu.I.

State of peripheral nervous structures of the pelvic extremity
in rabbits during the development of collateral circulation.

Biul. eksp. biol. i med. 55 /i.e. 56/ no.10:110-113 0'63

(MIRA 17:8)

1. Iz sfedry normal'noy anatomii (ispolnyayushchiy obyazan-
nosti uchuchshchego - prof. V.M. Godinov) Voenno-meditsinskoy
orden. Lenina akademii imeni Kirova, Leningrad. Predstavlena
deystvitel'nyy chlenom AMN SSSR V.V. Parinym.

DENISOV-MIKOL'SKIY, Yu.I.

Condition of the elements of the peripheral nervous system of the
locomotor apparatus during ischemia. Trudy Len. ob-va est. 74
no. 1:62-64 '63. (MIRA 17:9)

PRINTSEVA, inzh.; RODINA, inzh.; DENISOVA, inzh.; VINOGRADOV, K.A., kand.
sel'skokhozyaystvennykh nauk; KORZHEV, M.P., arkhitektor

Preserving forests in areas designated for housing construction.
Gor. khoz. Mosk. 33 no.7:29-30 J1 '59. (MIRA 12:10)

1.Gorproyekt, g.Perm' (for Printseva, Rodina, Denisova). 2.Ruko-
voditel' sektora oseleneniya gorodov Akademii kommunal'nogo khozyaystva
(for Vinogradov).

(Forests and forestry)

DENISOVA, A.A.---

At the Scientific Council of the Central Scientific and Technical Institute of the Leather and Footwear Industry. Kozh.-obuv.
prom. no.7:40 J1 '59. (MIRA 12:11)

(Leather industry)

(Ultrasonic waves--Industrial application)

DENISOVA, A. A.

Surgical treatment of craniostenosis. Vop.neirokhir. 18 no.6:49-54
N-D '54 (MIRA 8:4)

1. Iz Nauchno-issledovatel'skogo ordena Trudovogo Krasnogo Znameni
instituta neyrokhirurgii imeni akad. N. N. Burdenko Akademii meditsinskikh nauk SSSR.

(CRANIUM, surgery,
craniostenosis, surg.)

DENISOVA, A.A. (Moskva, V-95, Pyatnitskaya ul., d.76, kv.30); SIVASH, E.M.

Mechanical characteristics of normal bones and metal fixations
for osteosynthesis; experimental study. Ortop., travm. i protez.
25 no.6:63-64 Je '64. (MIRA 18:3)

1. Iz Instituta eksperimental'noy khirurgicheskoy apparatury i
instrumentov (dir. - M.G. Anan'yev).

DEWISOVA, A.A., inzhener.

Separation-paper chromatography used in the analysis of pretanning
waste liquids. Leg.prom.16 no.12:38-40 D '56. (MLRA 10:2)
(Tanning) (Chromatographic analysis)

IIENISOVA, A.A., inzhener; SHESTAKOVA, I.S., doktor tekhnicheskikh nauk,
professor.

Tanning Russian leather with pine tannins. Leg.prom.17 no.3:19 Mr
'57. (MLRA 10:4)

(Tannins)

DENISOVA, A.A.
DENISOVA, A.A., inzh.; ZAYDES, A.L., kand.khim.nauk; MIKHAYLOV, A.N.,
doktor tekhn.nauk, prof.

Quantitative chromatographic analysis in laboratory practice
of the leather industry. Leg.prom.17 no.9:23-26 S '57. (MIRA 10:12)
(Leather industry) (Tanning materials--Testing)
(Chromatographic analysis)

DENISOVA, A.A.

EXCERPTA MEDICA Sec 2 Vol. 2/6 Physiology June 58

2466. QUANTITATIVE DETERMINATION OF AMINO-ACIDS BY PAPER CHROMATOGRAPHY (Russian text) - Denisova A. A. Physico-Chem. Lab., Centr. Res. Inst. of Leather Industry, Moscow - BIOKIMIJA 1957, 22/4 (755-760) Graphs 3 Tables 3 Illus. 1

Quantitative determination of amino-acids was carried out by direct photometric measurements of the chromatograms. The method is simpler and less cumbersome than the elution method. The error in 9 parallel determinations is 4-5%.

Edgar - Amsterdam

AUTHORS: Denisova, A. A., Zaydes, A. L. 20-114-6-41/54

TITLE: The Composition of the Collagen Fractions With Regard to Amino Acids in the Guinea Pig (Aminokislotoyny sostav fraktsiy kollagena morskoy svinki)

PERIODICAL: Doklady AN SSSR, 1957, Vol. 114, Nr 6, pp. 1287-1290 (USSR)

ABSTRACT: Collagen is a system of many phases and components. The main components are collastromine and procollagen (references 1, 2). After a short survey of the works hitherto published on the problem mentioned in the title (references 3-6) the authors express the opinion that a number of intermediate protein-forms exists in the skin beside procollagen and collagen. In all procollagen fractions in the guinea pig they determined tyrosine. In the present paper the proteins: collastromine and procollagen are successively isolated from the collagen complex and in this connection the problem cited in the title is studied. The central layer of skin was subjected to a fractionation. The separation of the collagen complex into its components was done by a multiple extraction by citrate buffer with pH 4,0 for 48 hours respectively. Procollagen was precipitated in

Card 1/4

The Composition of the Collagen Fractions With Regard to
Amino Acids in the Guinea Pig

20-114-6-41/54

every extract with 5% sodium chloride solution. In citrate extracts the collagen-content decreases from fraction to fraction. Due to the insufficient content several extracts were gathered in one group. Thus extract 3 and 4 formed fraction II, 5 - 7 were gathered in fraction IV, and 8 - 11 in fraction V. The content of amino acids was determined on paper by means of distributing chromatography (according to reference 7, somewhat modified). The positive of the chromatogram was photometrically evaluated. The test results showed that the qualitative composition of the individual fractions is equal (table 1), but that they are quantitatively different from each other. Quite surprising was the fact that the content of amino acids in procollagen changes from fraction to fraction. These modifications do not take place gradually, but often pass a minimum or maximum point. Thus the smallest amount of proline is contained in fraction II, and then it increases. With oxyproline it is different: its maximum amount is contained in fraction III and is even higher than in the initial collagen. The same holds true for aspartic acid. The different amount of amino acids prevents the authors from

Card 2/4

The Composition of the Collagen Fractions With Regard to
Amino Acids in the Guinea Pig

20-114-6-11/54

making a comparison of the content of amino acids in procollagen and collastromine. As in the collagen-complex about 80% fall to collastromine, a comparison of the content of amino acids in collastromine and collagen would be little characteristic. But in collastromine the authors found less oxyproline and lysine, and more leucine and phenyl-alanine than in collagen. According to an interesting observation a jump of content of some amino acids takes place on transition from the last procollagen fraction to collastromine. Thus the content of arginine decreases on transition from fraction III to V. In collastromine the content of arginine again increases. From the standpoint of the authors this may to some extent serve as a confirmation of the many phases in collagen which were proved by physical and histochemical methods (reference 1). The differences in the content of amino acids of the individual fractions may stem from various causes. Without additional tests it is therefore difficult to interpret the results. There are 2 figures, 1 table, and 9 references, 5 of which are Slavic.

Card 3/4

The Composition of the Collagen Fractions With Regard to 20-114-6-41/54
Amino Acids in the Guinea Pig

ASSOCIATION: Central Scientific Research Institute of the Leather-Shoe
Industry (Tsentral'nyy nauchno-issledovatel'skiy institut
kozhevenno-obuvnoy promyshlennosti)

PRESENTED: March 28, 1957, by A. I. Oparin, Academician

SUBMITTED: March 9, 1957

RECEIVED: 1957 03 11

Card 4/4

DENISOVA, A. A. Cand Tech Sci -- (diss) "Description of the amino-acid
Confidential
~~content~~ of collagen fractions of the integumen of mammals." Mos, 1958.
24 pp with illustrations (Min of Higher Education USSR. Mos Technological
Inst of Light Industry), 100 copies (KL, 13-58, 96)

-50-

FRIDMAN, V.M., kand.tekhn.nauk; DENISOVA, A.A., kand.tekhn.nauk; PANFILOVA,
K.L., inzh.

Using ultrasonics for obtaining fatty emulsions. Kozh.-obuv.
prom. no.6:22-27 Ju '59. (MIRA 12:9)
(Ultrasonic waves--Industrial applications)
(Tanning materials)

DENISOVA, A.A. kand.tekhn.nauk; ZAYDES, A.L., kand.khim.nauk; MIKHAYLOV,
A.N., prof., doktor tekhn.nauk

Amino-acid composition of the fractionation products of collagen
from the skin of mammals. Izv.vys.ucheb.zav.; tekhn.prom. no2:
69-75 '59. (MIRA 12:10)

1. Tsentral'nyy nauchno-issledovatel'skiy institut kozhevenno-
obuvnoy promyshlennosti.
(Hides and skins) (Collagens)

DENISOVA, A.A., kand. tekhn. nauk

Amino acid composition of fractionation products of collagen obtained from cattle hides. Izv. vys. ucheb. zav.; tekhn. leg. prom. no. 5:21-24 (MIRA 13:11)
'60.

1. Tsentral'nyy nauchno-issledovatel'skiy institut kozhevenno-obuvnoy promyshlennosti. Rekomendovana kafedroy tekhnologii khoshi Kiyevskogo tekhnologicheskogo instituta legkoy promyshlennosti.
(Collagen) (Amino acids)

LISITSIAN, Nazeli Stepanovna. Prinimali uchastiye: SIMONOVA, N.N.;
DENISOVA, A.A.; NADEZHDINA, A., red.; LEEDEV, A., tekhn.
red.

[Issuing credit on the basis of the turnover of material values]
Kredit po oborotu material'nykh tsennostei. Moskva, Gosfinizdat,
1961. 166 p. (MIRA 15:2)

1. Institut ekonomiki Akademii nauk SSSR (for Simonova,
Denisova).

(Moscow Province—Credit)

DYSHLER, B.N.; ~~DENISOVA, A.A.~~; YEGOROVA, S.I.; SOKOLOVA, G.S., red.;
LEVINA, L.G., tekhn. red.

[Collection V-58-2 (consolidated norms and estimates) Rural
construction and assembly work) Sbornik V-58-2 (ukrupnennyye nor-
my i mestnosti. Moskva, No.2. [Walls of residential buildings]
Steny zhilykh zdaniy. 1961. 25 p. (MIRA 16:2)

1. Russia (1917- R.S.F.S.R.) Ministerstvo sel'skogo khozyaystva.
(Walls)

LIPOVETSKIY, G.S.; GOL'DINA, B.G.; KUL'KOVA, I.A.; PEREPELKIN, V.P.; DENISOVA,
A.A.; MANEVICH, Ye.I.; SMIRNOVA, M.G.

Sutureless joining of tissues; experimental study on cyacrine glue.
Eksper. khir. i anest. 9 no.1:3-6 Ja-F '64. (MIRA 17:12)

1. Institut eksperimental'noy khirurgicheskoy apparatury i instru-
mentov Ministerstva zdravookhraneniya SSSR, Moskva.

L 15551-63 EWF(q)/EWT(h)/BDS AFETC/ASD JD
 ACCESSION NR: AP3003892 S/0181/63/005/007/1933/1935
 AUTHOR: Glinchuk, K. D.; Denisova, A. D.; Litovchenko, N. M. 57
 TITLE: Recombination of current carriers at zinc atoms in p-type silicon 56
 SOURCE: Fizika tverdogo tela, v. 5, no. 7, 1963, 1933-1935 27
 TOPIC TAGS: recombination, current carrier, Zn, Si, p-type, electron, hole, capture cross section, acceptor level, atom, lifetime, specific resistance, excess conductivity, zinc, silicon
 ABSTRACT: The authors have determined the capture cross section of electrons by neutral atoms to be 10^{-15} cm^2 and of holes by singly negatively charged atoms to be 10^{-13} cm^2 . This cross section is practically independent of temperature within the range 80-200K. It is noted that neutral and singly negatively charged atoms of zinc, because of the relative large values of capture cross section for both electrons and holes, can not bring about strong capture and trapping of electrons in p-type silicon, leading to the appearance of long-lived components in the relaxation of excess conductivity. Such atoms are effective recombination
 Card 1/2

L 15551-63

ACCESSION NR: AP3003892

centers, the injection of which permits a considerable decrease in lifetime of current carriers. Orig. art. has: 1 figure.

ASSOCIATION: Institut poluprovodnikov AN UkrSSR, Kiev (Institute of Semiconductors
Academy of Sciences, Ukrainian SSR)

SUBMITTED: 21Jan63

DATE ACQ: 15Aug63

ENCL: 00

SUB CODE: PH

NO REF SOV: 011

OTHER: 003

Cord 2/2

L 22547-65 BWT(n)/BWP(j) RM

ACCESSION NR: AP4043099

S/0185/64/009/007/0805/0807

AUTHORS: Gly*nychuk, K. D. (Glinchuk, K.D.); Deny*sova, A. D. (Denisova, A. D.);
Ly*tovchenko, N. M. (Litovchenko, N. M.)

TITLE: The nature of centers of trapping and capture of current carriers in thermally treated silicon. II.

SOURCE: Ukrayins'ky* y fizy*chny* y zhurnal, v. 9, no. 7, 1964, 805-807

TOPIC TAGS: trapping center, capture center, current carrier trapping center, current carrier capture center, silicon, iron additive, copper additive, nickel additive, zinc additive, palladium additive, energy state, silicon structural defect, annealing

ABSTRACT: The trapping of current carriers in silicon alloyed with admixtures of Fe, Cu, Ni, Zn or Pd atoms, which in certain charge stages tend to form complexes with themselves or with oxygen, was studied by comparing the energy state of centers produced by them, and the change in their concentration upon aging, with analogous values for control samples. The presence of the additives (Cu, Fe) caused an increase in the concentration of the electron and hole trapping centers; the concentration, the change in concentration

Card 1/2

L 22517-65

ACCESSION NR: AP4043099

with time, and the energy state of the capture centers approximated the concentrations and the energy state in the control thermally treated silicon. It was concluded that complexes of the admixed atoms, as well as structural defects, can be trapping and capture centers for current carriers in n- and p-type silicon. Annealing does not necessarily deactivate the complexes-- some of them, especially the complexes with oxygen, are stable at high temperatures. Orig. art. has: 3 figures

ASSOCIATION: Instytut napivprovidnykiv AN URSR, Kiev (Institute of Semiconductors, AN URSR)

SUBMITTED: 20Mar54

ENCL: 00

SUB CODE: SS, EE

NR REF SOV: 003

OTHER: 003

Cord 2/2

GLINCHUK, K.D. [Hlynchuk, K.D.]; DENISOVA, A.D. [Denysova, A.D.]; LITOVCHENKO,
H.M. [Lytovchenko, H.M.]

Nature of attachment and trapping centers for current carriers in
thermally treated silicon. Part 2. Ukr. fiz. zhur. 9 no.7:805-807
Jl '64. (MIRA 17:10)

1. Institut poluprovodnikov AN UkrSSR, Kiev.

L 14127-66 EWT(1)/EWT(m)/EWP(b)/EWP(t) LIP(c) AI/JD

ACC NR: AP6000882

SOURCE CODE: UR/0181/65/007/012/3669/3670

AUTHORS: Glinchuk, K. D.; Denisova, A. D.; Litovchenko, N. M. 58

ORG: Institute of Semiconductors, AN UkrSSR, Kiev (Institut poluprovodnikov AN UkrSSR) B

TITLE: Photoconductivity of silicon doped with deep impurities

SOURCE: ^{21, 44, 55} Fizika tverdogo tela, v. 7, no. 12, 1965, 3669-3670 21

TOPIC TAGS: silicon, photoconductivity, impurity level, temperature dependence, semiconductor carrier, light excitation

ABSTRACT: The investigation was stimulated by recent results of I. A. Kurova and N. N. Ormont (FTT v. 6, 3708, 1964), who showed that the photoconductivity spectra of gold-doped germanium vary with the temperature as a result of changes in the charge exchange of the impurities upon illumination. The authors report that they observed in silicon doped with gold and zinc (which produce deep levels) a temperature variation of the photoconductivity spectrum under conditions when no appreciable charge exchange of the impurities took

Card 1/2

2

L 14127-66

ACC NR: AP6000882

place. The measurements were made with partially compensated samples with high resistivity that increased exponentially with decreasing temperature. The photocurrent was found to be constant at low temperatures and to grow considerably at high temperatures. The shape of the spectral curves also was strongly temperature dependent. The results are attributed to the effect produced by the depth of the levels produced by the impurities and by the thermal excitation of the carriers from these levels. This produces effectively additional centers whose optical ionization contributes greatly to the photoconductivity at low temperatures. The authors also report that they observed in nSi + Zn extinction of photoconductivity, which is connected, as in germanium, with transitions to and from the deep levels. Orig. art. has: 2 figures.

SUB CODE: 20/ SUBM DATE: 05Jul65/ ORIG REF: 003/ OTH REF: 001

Card

2/2

ACC NR: AP7G03611

SOURCE CODE: UR/0185/66/011/012/1324/1331

AUTHOR: Hlynchuk, K. D.—Glinchuk, K. D.; Denysova, A. D.—~~Denisova, A. D.~~;
Lytovchenko, N. M.—Litovchenko, N. M.

ORG: Institute of Semiconductors, AN URSR, Kiev (Instytut napівprovidnykiv AN URSR)

TITLE: Photoconductivity of silicon doped with Au and Zn

SOURCE: Ukrayins'kyi fizychnyy zhurnal, v. 11, no. 12, 1966, 1324-1331.

TOPIC TAGS: photoconductivity, photoconductors, *silicon*

ABSTRACT: The intrinsic and impurity photoconductivity of p- and n-type silicon doped with Au and Zn was investigated in the 90—300°K temperature range. The impurities were introduced by the diffusion method at 1200°C; impurity concentration was in the 10^{16} — 10^{17} range. The photoconductivity spectrum at low temperatures ($T - 90^\circ\text{K}$) depended on the introduced impurities, but at high temperatures (300°K), thermal centers formed during high-temperature annealing determine photoconductivity. In compensated n-Si + Zn, quenching of intrinsic photoconductivity was observed. This quenching is connected with exchange of the Zn atom charge under light action. Orig. art. has: 3 figures and 1 formula. [JP]

SUB CODE: 20/ SUBM DATE: 28Feb66/ ORIG REF: ⁰⁰⁴~~005~~/ OTH REF: ⁰⁰⁶~~005~~

Cord 1/1

UDC: none

AKIMOV, V.I.; ALEKSEYENKO, I.P.; ALIHT'YEVA, K.A.; AMOSOV, N.M.; ARUTYUNOV, A.I.;
BRA'FUS', V.D.; VASHCHENKO, I.D.; GELLERMAN, D.S.; GRISHIN, M.A.;
DANKAYEVA, T.N.; ~~DENISOVA, A.G.~~; DOLGOVA, M.P.; IVANOV, N.A.; ISHCHENKO,
I.N.; KATS, V.A.; KOLOMIYCHENKO, M.I.; LAVRIK, S.S.; LIMAREV, A.A.;
NAZAROVA, N.G.; NOVACHENKO, N.P.; PETRUNYA, S.P.; PEKAKADZE, A.L.;
RUDEENKO, F.A.; SERGIYEVSKIY, V.F.; TAYTSLIN, I.S.; TARTAKOVSKIY, B.S.;
CHIZHONOK, P.I.; SHALABALA, M.P.; SHUMADA, I.V.; SHUPIK, P.L.

Konstantin Konstantinovich Skvortsov; obituary. Nov.khir.arkh.
no.3:142-143 My-Je '59. (MIRA 12:10)
(SKVORTSOV, KONSTANTIN KONSTANTINOVICH, 1871-1959)

DENISOVA, A. I.

Cand Chem Sci - (diss) "Hydrochemical conditions of the Kakhovskiy Reservoir in its standing period." /Novocherkassk/, 1961. 18 pp; (Academy of Sciences USSR, Hydrochemical Inst); 200 copies; price not given; (KL, 10-61 sup, 207)

DENISOVA, A.I.; ALMAZOV, A.M.

Mineralization forecasts for the water of Kakhovka Reservoir and their accuracy. *Gidrokhim. mat.* 32:97-104 '61. (MIRA 14:6)

1. Institut gidrobiologii AN USSR (otdel gidrokhimii) Kiyev.
(Kakhovka Reservoir—Water—Composition)

DENISOVA, Aleksandra Ivanovna [Denysova, O.I.]; MAYSTRENKO, Yuriy
Gordeyevich [Maistrenko, IU.H.]; ALMAZOV, O.M., doktor geogr.
nauk, otv. red.; KOVAJ, V.A., red.; RAKHLINA, N.P., tekhn.red.

[Hydrochemistry of Kakhovka Reservoir] Gidrokhimiia Kakhovs'-
koho vodonnyshcha. Kyiv, Vyd-vo Akad. nauk URSR, 1962. 198 p.
(MIRA 15:9)

(Kakhovka Reservoirs - Water - Composition)

DENISOVA, Aleksandra Ivanovna [Derysova, O.I.]; MAYSTRENKO, Yuriy
Gordeyevich [Maistrenko, IU.H.]; ALMAZOV, O.M., doktor geogr.
nauk, otv. red.; KOVAL', V.A., red.; RAKHLINA, N.P., tekhn. red.

[Hydrochemistry of Kakhovka Reservoir] Hidrokhimija Kakhovs'koho
vodoimysheha. Kyiv, Vyd-vo AN URSR, 1962. 198 p.

(MIRA 15:12)

(Kakhovka Reservoir--Water--Composition)

DENISOVA, A.I.; MAYSTRENKO, Yu.G.; ALMAZOV, A.M.

Hydrochemical regime of Kakhovka Reservoir as an ecologic factor governing the existence of water organisms. Vop. ekol. 5:50-52 '62. (MIRA 16:6)

1. Institut gidrobiologii AN UkrSSR, Kiyev.
(Kakhovka Reservoir--Water--Analysis)
(Kakhovka Reservoir--Phytoplankton)

ALMAZOV, A.M. [Almazov, O.M.], MAYSTRENKO, Yu.G. [Maistrenko, IU.H.];
DENISOVA, A.I. [Denysova, O.I.]

Hydrochemical regimen of the Dnieper River and the floodplain
bodies of water in the downstream of the Kahovka Hydroelectric
Power Station. Pratsi Inst. hidrokhim. AN URSR no.39:5-15 '63.
(MIRA 17:12)

DENISOVA, A.I.

Characteristics of the hydrochemical regimen of Kremer lug
Reservoir under ice. Gidrobiol. zhur. 1 no.4:61-63 '65.
(MIRA 18:10)

1. Institut gidrobiologii AN UkrSSR, Kiyev.

GAMBURG, A.L.; DENISOVA, A.M.

Effect of certain pharmacological preparations on the cerebral
bioelectric activity in schizophrenia. Zhur. nevr. i psikh. 64
no.1:116-124 '64. (MIRA 17:5)

1. Kafedra psikhiiatrii (zaveduyushchiy - prof. M.P. Kutanin)
Saratovskogo meditsinskogo instituta.

KATSENOVICH, A.L., prof.; MADZHIDOV, V.M., dotsent; KADYROV, V.K., assistant;
SHEKHTEL', A.I.; BISEROVA, M.G.; Prinimali uchastiye: KHAVKINA, Ye.B.;
SADYMENKO, I.I.; VASIL'YEVA, T.L.; ATAYEVA, T.I.; MYATISHKINA, Z.I.;
TUTAYEVA, V.F.; SAIDOV, T.I.; YAKUNINA, N.I.; SOKOLCVA, Ye.G.;
LOPATO, E.A.; ABDULLAYEVA, N.A.; YELIOKUL'SON, L.M.; BAGDASAROVA, K.A.;
DENISOVA, A.P.

Some unsolved problems of influenzal infection from the aspect of
the epidemic of influenza in 1957 and 1959. Med. zhur. Uzb. no.2:
3-8 F '62. (MIRA 15:4)

(INFLUENZA)

YENISOVA, A.S.

Effect of small doses of luminal upon the higher nervous activity in dogs. Trudy Inst.fiziol. no.2:31-51 '53. (MLRA 7:5)

1. Laboratoriya fiziologii i patologii vysshey nervnoy deyatel'nosti (zaveduyushchiy - F.P.Mayorov). (Barbituric acid) (Nervous system)

Denisova, A.S.

USSR/ Physical Chemistry - Kinetics. Combustion. Explosives. Topochemistry.
Catalysis

B-9

Abs Jour : Referat Zhur - Khimiya, No 4, 1957, 11292

Author : Andrianov K.A., Golubtsov S.A., Trofimova I.V., Denisova A.S.,
Turetskaya R.A.

Inst : Academy of Sciences USSR

Title : On the Role of Copper in the Reaction between Ethyl Chloride and Silicon

Orig Pub : Dokl. AN SSSR, 1956, 108, No 3, 465-468

Abstract : A study was made of the influence of Cu-content of silicon-copper alloys on their interaction with C_2H_5Cl (I); among the reaction products were found $C_2H_5SiHCl_2$, $C_2H_5SiCl_3$, $(C_2H_5)_2SiHCl$, $(C_2H_5)_2SiCl_2$ (II) and a number of liquid and gaseous products. Catalytic activity of alloys was evaluated on the basis of the content, in the reaction products, of II, the formation of which takes place according to the most advantageous reaction: $2C_2H_5Cl + Si \rightarrow (C_2H_5)_2SiCl_2$, involving no loss of organic radicals. With decrease in Cu-content of the alloy from 70 to 5%, content of II in the reaction products increases from 20 to 45-50%. It is shown that drop in catalytic activity of alloys with high Cu-content is due not to thermal

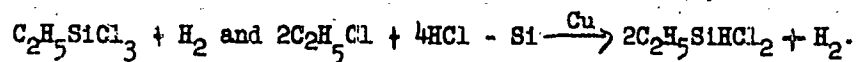
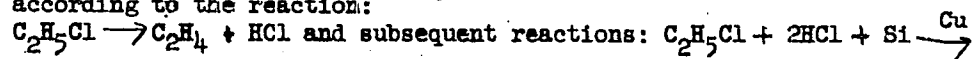
1/2

USSR/ Physical Chemistry - Kinetics. Combustion. Explosives. Topochemistry.
Catalysis

B-9

Abs Jour : Referat Zhur - Khimiya, No 4, 1957, 11292

decomposition of products (which is slight under the conditions of the synthesis), but to catalytic decomposition of I in the presence of Cu, according to the reaction:



DENISOVA, A.S.

Effect of optimal doses of bromine on the maximum duration of
differentiation. Trudy Inst. fiziol. 6:230-241 '57. (MIRA 11:4)

1. Laboratoriya fiziologii i patologii vysshey nervnoy deyatel'nosti
(zaveduyushchiy P.M. Mayorov)
(BROMINE) (PSYCHOLOGY, PHYSIOLOGICAL)

7
Direct synthesis of styrylchlorosilanes. K. A. Andrianov,
S. A. Golubtsov, I. V. Troshova, and A. S. Denisov
Zhuravskii, K. us. 30, 1377-9 (1957); cf. C.A. 51, 1866
—The reaction between SiCl_4 and a powder, melt of Si 7.9
and (a) 21.3% at 270–380° was most satisfactory in a fluid-
ized bed. A product contg. up to 40% Et_2SiHCl in 200–600
g. of the mixed silanes/kg. contact mass hr. was obtained.
I. Benconit

177

5
4E4
4E32
4E20 (g)
20 May

DENISOVA, A.S.

Dynamics of changes in the magnitude of conditioned reflexes
due to reduced physical intensity of the conditioned stimulus.
Trudy Inst. fiziol. 10:13-22 '62 (MIRA 17:3)

1. Laboratoriya fiziologii i patologii vysshey nervsnoy deya-
tel'nosti (zav. - F.P.Mayorov) Instituta fiziologii imeni
Pavlova AN SSSR.

DENISOVA, A.S.

Dynamics of changes in the conditioned reflexes of dogs following administration of small adrenaline doses. Dokl. AN SSSR 142 no.3: 725-727 Ja '62. (MIRA 15:1)

1. Institut fiziologii im. I.P.Pavlova AN SSSR. Predstavleno akademikom V.N.Chernigovskim.

(CONDITIONED RESPONSE) (ADRENALINE)

DENISOVA, A.S.

Changes in the higher nervous activity in dogs following the administration of noradrenaline. Zhur.vys.nerv.deiat 14 no.1:40-46 Jan-F '64. (MIRA 17:6)

1. Laboratory of Physiology and Pathology of Higher Nervous Activity, Pavlov Institute of Physiology, U.S.S.R. Academy of Sciences, Leningrad.

DENISOVA, A.S.; MAYOROV, F.P. [deceased]

Analysis of the excitation of conditioned response under the effect of a very weak stimulant. Nauch.sob. Inst.fiziol. AN SSSR no.3:35-38 '65. (MIRA 13:5)

1. Laboratoriya fiziologii i eksperimental'noy patologii vyshey nervnoy deyatel'nosti (zav. - F.P.Mayorov [deceased]) Instituta fiziologii imeni Pavlova AN SSSR.

MESSEL, Yu.A.; DENISOVA, A.T.; MALYSHEV, A.I.

Lead storage battery. Patent U.S.S.R. 77,300, Dec. 31, 1949.
(CA 47 no.19:9827 '53)

OGANDEZHANOV, S.S.; KENTSEL'SKAYA, Ye.A.; DENISOVA, A.T.

Method of controlling the composition of black powder raw material.

TSement 19 no.6:25-26 M-D '53.

(MLRA 6:12)

1. Ambrosiyevskiy tsementnyy zavod.

(Cement)

KHUVES, Ya.E.; MALIN, M.K.; DENISOVA, A.V.

Gas phase separation of fluorine during oxygen flash roasting of
copper concentrates, TSvet. met. 38 no.9:31-33 S '65.
(MIRA 18:12)

MASHTAKOV, S.M.; DENISOVA, A.Z.

Variation in the structural elements of mechanical tissue in
the stems of grasses induced by molybdenum. Biol. Inst. Biol.
AN BSSR no.3:143-145 '58. (MIRA 13:7)
(MOLYBDENUM--PHYSIOLOGICAL EFFECT) (GRASSES)

DENISOVA, A.Z.; LUPINOVICH, I.S.

Effect of gibberellic acid on the mineral nutrition of plants.
Fiziol. rast. 8 no.4:454-459 '61. (MIRA 14:11)

1. Soil Science Institute, B.S.R. Agricultural Academy, Minsk.
(Gibberellic acid)
(Plants--Assimilation)

MASHTAKOV, S.M.; DENISOVA, A.Z.; PARADOVSKAYA, Z.I.; PARSHANOVA, Z.P.

Effect of the sodium salt of 2-methyl-4-chlorophenoxyacetic acid
on the nucleic acid content of corn plants. Dokl. AN BSSR 8 no.10:
677-679 0 '64. (MIRA 18:3)

1. Institut eksperimental'noy botaniki i mikrobiologii AN BSSR.

KOVALEVSKAYA, I.L.; EPSHTEYN-LITVAK, R.V.; DMITRIYEVA-RAVIKOVICH, Ye.M.;
 KURNOSOVA, N.A.; SHCHEGLOVA, Ye.S.; FERDINAND, Ya.M.;
 KHOMIK, S.R.; MAKHLINOVSKIY, L.P.; PETROVA, S.S.;
 GOLUBOVA, Ye.Ye.; GONCHAROVA, Z.I.; SARMANEYEV, A.P.;
 SIZINTSEVA, V.P.; Primali uchastiye: MEDYUKHA, G.A.;
 OSOKINA, L.A.; RACHKOVSKAYA, Yu.K.; OSOVISEVA, O.I.;
 DEDUSENKO, A.I.; KOVALEVA, P.S.; KARASHEVICH, V.P.;
 CHEBOTAREVICH, N.D.; CHIGIR', T.R.; SKUL'SKAYA, S.D.;
 KECHETZHIYEV, B.A.; DEMINA, A.S.; ZUS'MAN, R.T.; YESAKOV, P.I.;
 SYSOYEVA, Z.A.; ZINOV'YEVA, I.S.; FAL'CHEVSKAYA, A.A.;
 DENISOVA, B.D.; TIMOFEEVA, R.G.; SYRKASOVA, A.V.;
LYANTSMAN, S.G.

Reactivity and immunological and epidemiological effectiveness
 of alcoholic typhoid and paratyphoid fever vaccines in school
 children. Zhur. mikrobiol., epid. i immun. 33 no.7:72-77
 J1 '62. (MIRA 17:1)

1. Iz Moskovskogo, Rostovskogo, Omskogo institutov epidemio-
 logii i mikrobiologii, Stavropol'skogo instituta vaktsin i
 syvorotok i Ministerstva zdravookhraneniya RSFSR. 2. Rostovskiy
 institut epidemiologii i mikrobiologii (for Kovaleva).
3. Stavropol'skiy institut vaktsin i syvorotok (for Sysoyeva).
4. Kuybyshevskiy institut epidemiologii i mikrobiologii (for
 Zinov'yeva). 5. Saratovskaya gorodskaya sanitarno-epidemiolo-
 gicheskaya stantsiya (for Lyantsman).

Country : USSR
CATEGORY :

M-7

ABS. JOUR. : RZBiol., No. 19, 1958, No. 87160

AUTHOR : Denisova, S. A.
INST. : Botanical Institute of the Academy of *
TITLE : Fatty-Oil Bearing Plants of the Crowfoot
Family Occuring in the USSR

ORIG. PUB. : Tr. Botan. in-ta AN SSSR, ser. 5, 1956,
No 4, 113-170

ABSTRACT : Iodine values of oils of the seeds of
Ranunculaceae vary from 92 to 194 units, fluctuation
amplitude of iodine values within the entire family is
very large, but seed oils of individual species of any
genus are closely similar. Highest iodine values are those
seed-oils of members of the genus Aquilegia L., and the
lowest -- those of the genus Delphinium L. The greatest
amplitude of fluctuations of iodine values is found among
seed-oils of the members of the genus Ranunculus L. No
correlation can be established between phylogenetic kinship
of individual genera and the magnitude of their iodine
values. Fatty-oil bearing characteristics of seeds of any
given genus vary within a relatively small range. Oil

CARD: 1/4

* References USSR.

COUNTRY : USSR
CATEGORY :

M-7

ABS. JOUR. : RZBiol., No. ⁸19, 195⁸, No. 87160

AUTHOR :
INST. :
TITLE :

ORIG. PUB. :

ABSTRACT : content of the seeds of the members of the individual genera does not depend on phylogenic kinship of these genera. An inverse correlation has been found to exist between average iodine value of each genus and the average oil content of the same genus. The oils encountered among the Ranunculaceae include some that are solid or of a salve-like consistency, thick fluids and liquid oils; the liquid oils predominate. Solid oils have been found only among members of the genus Paeonia. Iodine values of the seed-oils of members of most genera show a tendency of becoming higher in the south-to-north direction, and in some instances the iodine value increases by about one

CARD: 2/4

Country : USSR
CATEGORY :

M-7

ABS. JOUR. : RZBiol., No. 19, 1958, No. 87160

AUTHOR :
INST. :
TITLE :

ORIG. PUB. :

ABSTRACT : unit per each geographical degree. In the altitudinal direction there is also apparent a direct correlation between magnitude of iodine value and elevation above sea level. Seed-oil of plants collected at about the same elevation, within altitudinal differences of 10-40 m, shows no difference in either its content in the seeds or the iodine value. Oils of Ranunculaceae comprise semi-drying and drying oils, but do not include any non-drying oil. Species and genera that are of greater value for a practical utilization are the following: a) genus *Nigella* L., the seeds of which are very rich in oil, particularly those of *N. sativa* L., and *N. arvensis* L. The oil of *N. sativa* L. is edible; it is possible that oil of other

CARD: 3/4

COUNTRY : USSR
CATEGORY :

M-7

AES. JOUR. : RZBiol., No. ⁸19, 195~~0~~, No. 87160

AUTHOR :
INST. :
TITLE :

ORIG. PUB. :

ABSTRACT : species of this genus are also edible;
b) genus Aquilegia L., -- the seeds contain a high per-
centage of oil; c) genus Delphinium L., -- seeds have also
a high content of oil; d) genus Thalictrum L., -- members
of this genus occur not singly but in groups or form a
heavy growth. Each plant bears a large amount of seeds.
These seeds have a high content of oil and this oil has
high iodine values. -- I. G. Tikhanenko.

CARD: 4/4

DENISOVA, G.A.; ZAKHAREVICH, S.F.; KIRPICHNIKOV, M.B.; KORCHAGIN, A.A.;
MINYAYEV, N.A.; MISHKIN, B.A. [deceased]; MISEKINA, A.Ya. [deceased];
MURAV'YEVA, O.A.; SOKOLOVSKAYA, A.P.; FLOROVSKAYA, Ye.F.; SHISHKIN,
B.K., prof.; PETROVICHEVA, O.L., red1; VODOIAGINA, S.D., tekhn.red.

[Flora of Leningrad Province] Flora Leningradskoi oblasti. Ovt.
red. B.K.Shishkin. [Leningrad]. no.2: 1957. 240 p. (MIRA 11:3)

1. Leningrad. Universitet. 2. Chlen-korrespondent Akademii nauk
SSSR (for Shishkin)
(Leningrad Province--Botany)

TAMAMSHYAN, S.G.; ~~LENISOVA, G.A.~~

Morphology of embryos and seedlings of *Caropodium platycarpum* (Boiss. et Hausskn.) Schischk. and *Echinophora trichophylla* Smith [with summary in English]. Bot. zhur. 44 no.4:433-446 Ap '59.

(MIRA 12:10)

1. Botanicheskiy institut im. V.I. Komarova Akademii nauk SSSR,
Leningrad.

(*Caropodium*) (*Echinophora*)

(DENISOVA, G.A.; GOLUBEVA, K.I.)

Some wild essential oil plants of spurs of the Fergana Range.
Trudy Bot.inst.Ser.5 no.6:217-225 '60. (MIRA 13:6)
(Fergana--Botany)
(Essences and essential oils)

DENISOVA, G.A.

Some problems in the biology of germination in *Caropodium*
platicarpum (Boiss. et Hausskn.) Schischk. and *Echinophora tricho-*
phylla Smith. Bot.zhur. 45 no.2:249-252 1960. (MIRA 13:6)
(*Caropodium*) (Germination) (*Echinophora*)

DENISOVA, G.A.

Distribution of tanning materials in root and stem tissues of
Polygonum coriarium Grig. Trudy Bot. inst. Ser. 5 no. 7: 233-250
'61. (MIRA 14:4)

(Knotweed)

(Tanning materials)

DENISOVA, G.A.

Characteristics of the development of embryos in seeds of some
plants of the carrot family. Dokl. AN SSSR 139 no.4:999-1000
Ag '61. (MIRA 14:7)

1. Botanicheskiy institut im. V.L. Komarova AN SSSR.
Predstavleno akademikom V.N. Sukachevym.
(Botany--Embryology) (Ammiaceae)

DENISOVA, G.A.

Development of fruit in *Archangelica decurrens* Ldb. Bot.
zhur. 46 no.12:1756-1765 D '61. (MIRA 15:1)

1. Botanicheskiy institut imeni V.L. Komarova AN SSSR,
Leningrad.

(Angelica)
(Fruits)

DENISOVA, G.A.; DRANITSYNA, Yu.A.

Localization of coumarin compounds in the fruit of
Archangelica decurrens Ledeb. Dokl. AN SSSR 146
no.4:954-955 0 '62. (MIRA 15:11)

1. Botanicheskiy institut im. V.L. Komarova AN SSSR.
Predstavleno akademikom V.N. Sukachevym.
(Angelica) (Coumarins)

BOLOTINA, F.Ye.; GAMBAR'YAN, Kh.P.; DENISOVA, G.A.; DUBROVINA, L.I.;
KOZHINA, I.S.; KYURKCHAN, V.N.; MAKAROVA, T.I.; PAVLOVA,
U.G.; REZVETSOV, O.A.; SMIRNOVA, V.V.; SURZHIN, S.N.,
kand. tekhn. nauk; TAMAMSHYAN, S.G.; TRUSOVA, S.A.;
FILOGRIYEVSKAYA, Z.D.; CHINENOVA, E.G.; SHISHKINA, N.N.;
IL'IN, M.M., zasl. deyatel' nauki RSFSR, doktor biol. nauk
prof., red.; PRITYKINA, L.A., red.; ZARSHCHIKOVA, L.N.,
tekhn. red.

[Spice and aromatic plants of the U.S.S.R. and their use
in the food industry] Priano-aromaticheskie rasteniya SSSR
i ikh ispol'zovanie v pishchevoi promyshlennosti. Moskva,
Pishchepromizdat, 1963. 430 p. (MIRA 17:2)

DENISOVA, G.A.; DRANITSYNA, Yu.A.

Localization of compounds of the coumarin series in the tissues of
the fruit and the root of *Archangelica decurrens* Lab. Bot. zhur.
48 no.12:1830-1834 D '63. (MIRA 17:4)

1. Botanicheskiy institut imeni Komarova AN SSSR, Leningrad.

DENISOVA, G.A.

Inhibiting effect of essential oils and coumarin compounds from
Archangelica decurrens Ledeb. fruit on seed germination. Rast.res.
1 no.3:425-432 '65. (MIRA 18:10)

1. Botanicheskiy institut imeni V.L.Komarova AN SSSR, Leningrad.

DENISOVA, G.I.

Effect of partial pressure of air oxygen on the modification of the properties of *Str. lactis* and *Bact. casei*. *Mikrobiol.zhur.* 16 no.4: 64-74 '54. (MLRA 10:1)

1. Z Instituta mikrobiologii Akademii nauk URSR.
(OXYGEN—PHYSIOLOGICAL EFFECT)
(*STREPTOCOCCUS LACTIS*) (*LACTOBACILLUS CASEI*)

DENISOVA, GALINA IVANOVNA

KUCHIN, Nikolay Dmitriyevich; MAYSHEVA, Nataliya Ivanovna; GADZHINSKAYA, Mariam Aleksandrovna; ~~DENISOVA, Galina Ivanovna~~; TERPIGOREVA, V.D.,
otvetstvennyy redaktor; ALADOVA, Ye.I., tekhnicheskiy redaktor

English for miners. Pod red V.D. Terpigorevoi. Moskva, Ugletekhizdat,
1956. 507 p. (MIRA 10:4)

(English language--Textbooks for foreigners--Russian)
(Coal mines and mining)

DENISOVA, G. I., Candidate Agric Sci (diss) -- "The development of rational procedures for using peat fertilizers on potatoes". Minsk, 1959. 15 pp (Acad Agric Sci Beloruss SSR, Beloruss Sci Res Inst of Agric), 150 copies (KL, No 23, 1959, 169)

DENISOVA, G. I.; TURTSEVICH, I. P.

Technological flow scheme of the manufacture of potato starch
tapioca on a continuous production line. Sakh. prom. 36 no.10:
66-70 0 '62. (MIRA 15:10)

(Starch products)

DENISOVA, G. M. --

"Runner Formation and Rhythm of Seasonal Growth of Meadow Plants of the north Dvina Delta." Cand Biol Sci, Moscow Pedagogical Inst, Moscow, 1953 .
(RZhBiol, No 3, Oct 54)

Survey of Scientific and Technical Dissertations Defended at USSR Higher Educational Institutions (10)

SO: Sum. No. 481, 5 May 55

DENISOVA, G.M.

Shoot formation in *Trifolium medium* L. Bot.zhur. 44 no.11:
1631-1632 N '59. (MIRA 13:4)

1. Kurskiy gosudarstvennyy Pedagogicheskiy institut.
(Clover)

DENISOVA, G.M.

Some characteristics of shoot formation in *Poa alpina* L. Bot.
zhur. 45 no. 10:1552-1554 O '60. (MIRA 13:11)

1. Kurskiy gosudarstvennyy pedagogicheskiy institut.
(Northern Dvina Valley--Meadow grass)
(Growth (Plants))

DENISOVA, G.M.

Tillering during the first year of life in the bent grass *Agrostis alba* L. var. *Gigantea* Mey. Bot.zhur. 48 no.7:1011-1015 JI '63.

(MIRA 16:9)

1. Moskovskiy oblastnoy pedagogicheskiy institut imeni N.K. Krupskoy.

(Bent grass)

DENISOVA, G.M.

Biology of shoot formation in some forage legumes. Biul. Glav. bot. sada
no.51:81-85 '63. (MIRA 17:2)

1. Moskovskiy oblastnoy pedagogicheskiy institut imeni Krupskoy.

DENISOVA, G.M., referent

Coal and chemicals manufactured from it (from "Lect. Monogr. a.
Repts, Royal Inst. Chem.," no.4, 1957). Koks i khim. no.8:60
'58. (MIRA 11:9)

(Great Britain--Coal)

(Great Britain--Coal carbonization--By-products)

DENISOVA, G.M., referent.

Heat drying of coal (from "Mining Congress Journal," 43 no.9 1957).
Koks i khim. no.4:59 '58. (MIRA 11:4)
(Coal--Drying)

DENISOVA, G.M., referent

Side charged coke ovens(U.S. patent no. 2,754,981). Koks i khim.
no. 7:59 '58. (MIRA 11:7)

(Coke ovens)

DENISOVA, G., referent

Dewatering of coal fines in centrifuges and bins (German Federal Republic) (from Aufbereit. - Verkok. - Brikett, Nos. 4-5, 1957).
Koks i khim. no.1:63 '59. (MIRA 12:1)
(Germany, West---Coal preparation)