

DVGRKIN, Il'ya Naumovich, doktor ekon. nauk; KOGAN, Ye.L., red.

[Will technology save them? A criticism of "technological" theories in bourgeois economics] Spaset li ikh tekhnika? Kritika "Tekhnologicheskikh" teorii v burzhuaznoi politicheskoj ekonomii. Moskva, Izd-vo "Znanie," 1964. 39 p. (Novoe v zhizni, nauke, tekhnike. III Seriya: Ekonomika, no.13) (MIRA 17:7)

"APPROVED FOR RELEASE: 08/25/2000

CIA-RDP86-00513R000411630006-0

APPROVED FOR RELEASE: 08/25/2000

CIA-RDP86-00513R000411630006-0"

AUTHORS: Dvorkin, K. A. , Durdin, Ya. V.

54-1-8/17

TITLE: ~~The Study of the Rate of Solution and of the~~
Solubility Potential of Zinc in Hydrochloric and Sulphuric
Acid (Issledovaniye skorosti rastvoreniya i potentsiala
rastvoryayushchegosya tsinka v solyanoy i sernoy kislotakh).
II. The Rate of Solution of Monocrystalline Zinc
(II. Skorost' rastvoreniya monokristallicheskogo tsinka)

PERIODICAL: Vestnik Leningradskogo Universiteta Seriya Fiziki i
Khimii (Nr 1), 1958, Nr 4
January 1958

ABSTRACT: Previous works (Ref.1) made it appear possible that, in the
case of a high purity of zinc, small modifications in the
crystal structure of the samples investigated exercised
considerable influence upon their dissolving velocity. At
the same time it is presumed that the influence exercised
by the physical structure of the zinc can be eliminated by
investigating the dissolving velocities of the individual
faces of the monocrystals of zinc. In the present paper the
authors tell of results which they obtained when investigating

Card 1/4

The Study of the Rate of Solution and of the Solubility Potential ^{of Zinc/} 54-1-8/17
in Hydrochloric and Sulphuric Acid.
II. The Rate of Solution of Monocrystalline Zinc

the dissolving velocity of the basic face 0001 of monocrystals of very pure zinc in the acids (HCl and H₂SO₄).

The method was in principle identical with that described by ref. 1 (both works were completed in 1949). Results:
1.) Monocrystals were obtained from very pure zinc (99,9999 atomic zinc %) and the possibilities for applying the methods developed by Paliban and Froyman were described.

2.) The velocity of the self-dissolution of the basic face 0001 of the monocrystals of zinc in hydrochloric- and sulphuric acid and their steady potentials were investigated. It was shown that the dependence of the velocity of self-dissolution on the concentration of the acid is of exponential character in the case of hydrochloric acid.

In the case of sulphuric acid it is nearly linear. The steady potential of the self-dissolving monocrystals of zinc shifts in a negative direction in hydrochloric acid, and in sulphuric acid it varies only within the error limits.

3.) For the temperature coefficient of the velocity of

Card 2/4

The Study of the Rate of Solution and of the Solubility Potential of Zinc in Hydrochloric and Sulphuric Acid. 54-1-8/17
II. The Rate of Solution of Monocrystalline Zinc

self-dissolution of zinc monocrystals the value $\frac{vt}{v} + 10 = 1,9 - 2,0$ was obtained. 4.) It was shown that mixing the solution exercises a considerable influence upon the velocity of self-dissolution of the zinc, which is, however, considerably lower than in the case of a diffuse dissolution of magnesium in acids. 5.) A comparison was drawn between the relative velocities W_{Zn} ; W_{Cr} ; W_{Kd} Hg ; W_{Kd} Pb ; W computed. It was shown that the interrelations between these amounts, as also the dependence of the steady potential of zinc and cadmium on the concentration of the hydrochloric acid can be explained on the basis of the kinetics of electrode processes in concentrated acid solutions. The influence exercised by the specific anion adsorption and the formation of complexes between the anions of the acid and the ions of the metal upon these processes in the solution is taken into account. There are 4 figures, 5 tables, and 20 references, 16 of which are Slavic.

Card 3/4

The Study of the Rate of Solution and of the
Solubility Potential of Zinc in Hydrochloric and Sulphuric Acid.
II, The Rate of Solution of Monocrystalline Zinc

54-1-8/17

SUBMITTED: July 10, 1957

AVAILABLE: Library of Congress

1. Zinc-Solubility-Analysis

Card 4/4

DVORKIN, L.

Written assignments used as visual aids. Prof.-tekh. obr.
14 no.1:29 Ja '57. (MLRA 10:2)

1. Zaveduyushchiy uchebno-metodicheskim kabinetom pri
Molotovskom oblastnom upravlenii trudovykh rezervov.
(Molotov Province--Technical education)

GRUNSKIY, F.; DVORKIN, L; KUKSA, I. starshiy master; POLISHCHUK, Ya.
CHEKHOVSKOY, M.

Information. Prof.-tekh.obr. 15 no.1:32-33 Ja '58. (MIRA 11:1)

1. Direktor blagodarnenskogo uchilishcha mekhanizatsii sel'skogo khozyaystva No.3 (for Grunskiy). 2. Nachal'nik otdela uchilishch i shkol Permskogo oblastnogo upravleniya trudovykh rezervov (for Dvorkin). 3. Zamestitel' direktora tekhnicheskogo uchilishcha No.9 (for Polishchuk). 4. Baku, Dom kul'tury trudovykh rezervov (for Chekhovskoy)

(Technical education)

DVORKIN, L.B.

Exact equation of dialysis. Zhur.fiz.khim. 35 no.10:2785-2787
D '61. (MIRA 14:12)

(Dialysis)

DVORKIN, L.B.

Calculation of the error in determining the position of the bottom
hole. Razved.i prom.geofiz. no.45:112-114 '62. (MIRA 15:11)
(Oil well drilling)

DVORKIN, L.B.

Leaching of the surroundings of a borehole. Prikl. geofiz.
no.38:194-200 '64.

(MIRA 18:11)

DVORKIN, L.B.

Theory of establishment of diffusion potentials. Zhur. fiz.
khim. 38 no.2:266-270 F '64. (MIRA 17:8)

1. Nizhne-Volzhskiy nauchno-issledovatel'skiy institut
geologii i geofiziki, Saratov.

DVORKIN, L.B.

Theory of the convective diffusion of salts in porous media.
Zhur.fiz.khim. 39 no.11:2668-2677 N '65.

(MIRA 18:12)

1. Nizhnevolzhskiy nauchno-issledovatel'skiy institut geologii
i geofiziki.


DVORKIN, L.M.

Practical determination of the length of loops and the importance
of loop length in warping. Leg.prom.15 [i.e.16] no.3:30-31 Nr '56.
(Knitting, Machine) (MIRA 9:7)

VOLKOV, M.I., master; ~~DVORKIN, L.M., technolog.~~

Buckling of a warp knit fabric. Leg.prom. 16 no.9:48-49 S '56.
(MLRA 9:11)

(Knit goods industry)



DVORKIN, M.D.; NIKIFOROV, A.D.; RUDOMETKIN, V.I.

Closed, horizontally cylindrical and semicircular heads on steel
castings. Lit. proizv. no.3:24-26 Mr '58. (MIRA 11:4)
(Founding)

SOV-128-58-8-3/21

AUTHORS: Dvorkin, M.D. and Rudomstkin V.I., Engineers

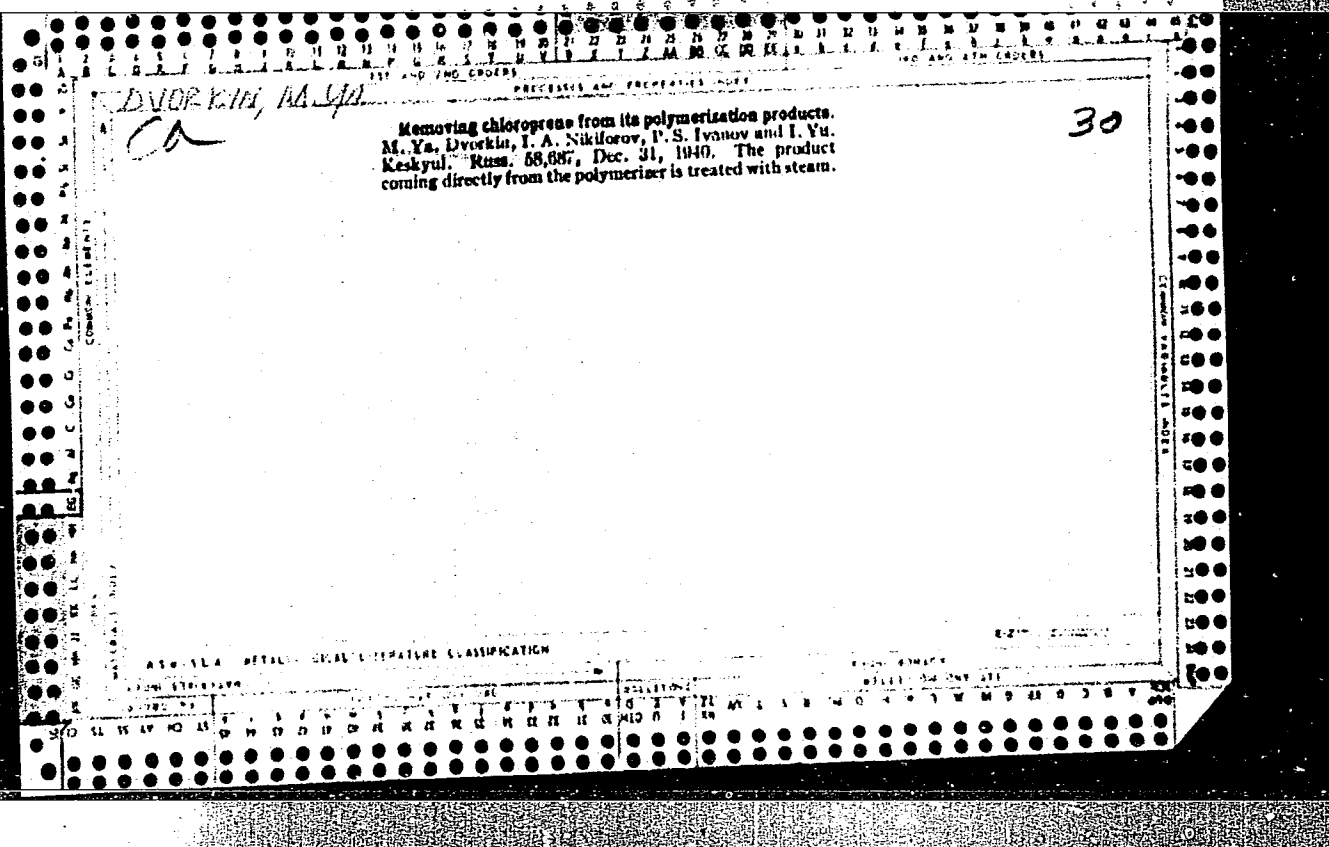
TITLE: Sub-Riser Allowances for T-shaped Joints in Steel Castings
(Podpribyl'nyye napuski dlya uzlov stal'nykh otlivok T-obraz-
noy formy)

PERIODICAL: Liteynoye proizvodstvo, 1958, Nr 8, pp 6-7 (USSR)

ABSTRACT: No mathematically grounded method for calculating the di-
mensions of sub-riser allowances applied for joints of two
or more walls in steel castings, in cases when no artificial
cooling by chills is used, exists. The authors
developed and introduced into practical use at the Izhors-
kiy zavod (Izhora Plant) a new form of sub-riser allowances
(described and illustrated in this article) as well as a
simplified method of calculating their dimensions. The me-
thod is explained by a calculation example for the case of
sub-riser allowances on a gear wheel rim. Engineers V.A
Belov, T.Ya.Sirotkina and A.D.Nikiforov participated in the
development of the design and method. There are 4 sets of
diagrams.

1. Steel--Casting 2. Mathematics--Applications

Card 1/1



DVORKIN, M.Ya., inzh.

Mechanization in surfacing work. Avt.dor. 24 no.5:22 My '61.
(MIRA 14:6)

(Road construction—Technological innovations)

DVORKIN, P.M. (g.Baku); EFENDIYEV, A.M (g.Baku)

Experience in the regulation of mountain streams. Put' i put.khoz.
5 no.10:37-38 0 '61. (MIRA 14:10)
(Rivers---Regulation) (Railroads---Maintenance and repair)

DVORKIN, S. A.

Dissertation: "Determination of the Maximum Level of Transmission in Multichannel Systems of High-Frequency Telephony." Cand Tech Sci, Moscow Electrical Engineering Inst of Communications, 20 May 54. Vechernyaya Moskva, Moscow, 11 May 54.

SO: SUN 284, 26 Nov 1954

DVORKIN, S.A.

Determination of the transmission level in high-frequency
telephone systems with pre-emphasis. *Elektrosviaz'* 14,
no.10:62-69 0 '60. (MIRA 13:9)
(Telephone, Wireless)

S/081/62/000/021/042/069
B171/B101AUTHOR: Dvorkin, S. I.

TITLE: Lepsy bentonites as adsorbent for oil reclaiming

PERIODICAL: Referativnyy zhurnal. Khimiya, no. 21, 1962, 398, abstract
21M113 (Tr. Kazakhsk. s.-kh. in-ta, v. 9, 1961, 79-86)

TEXT: The gray variety of clay found in the Lepsy deposits of the Alma-Ata district, activated by HCl, is suitable for use as bleaching agent in the process of reclaiming tractor oils. The optimum quantity of activated clay to be used corresponds to 10% of the processed oil weight. The specifications of oils thus claimed comply perfectly with the ГОСТ (GOST) requirements. It has been simultaneously established that ashes of plants, containing 16-18% K_2CO_3 , and proposed by the author as a leaching agent, can replace Na_2CO_3 and $Ca(OH)_2$. The ashes amounting to 5% of the oil weight must be added during the distillation of the light fraction of the processed lubricating oil. In this case the efficiency of the bleaching clay increases and the process of claiming is simplified. Reclaiming motor

Card 1/2

Lepsy bentonites as adsorbent ...

S/081/62/000/021/042/069
B171/B101

lubricating oils involves the following sequence of operations: preliminary settling, distillation of the light products simultaneously with ash-leaching, contacting of oil with bleaching clays, and final fine super filtration. [Abstracter's note: Complete translation.]

✓

Card 2/2

DVORKIN, S. Sn.

Dissertation: "Investigation of the Simplest Reagents to Prevent Scale Formation in the Cooling Systems of Tractor and Combine Engines." Cand Techn Sci, Tomsk Polytechnic Institute, Tomsk, 1953. (Referativnyy Zhurnal-Khimiya, No 10, Moscow, May 1954)

SO: SUM 318, 23 Dec 1954

YANKEL'EV, L.F., kand.tekhn.nauk; DVORKIN, V.N., inzh.

Experimental investigations in the technology of lime siliceous
heat insulating materials. Stroi.mat. 6 no.2:33-36 F '60.
(MIRA 13:6)

(Insulation (Heat))

YANKEL'EV, L.F., kand.tekhn.nauk; DWORKIN, V.N., inzh.

Lime-silica heat insulating products. Mont.i spets.
rab.v stroi. 22 no.9:30-3 of cover 8 '60.
(MIRA 13:8)

1. Vsesoyuznyy nauchno-issledovatel'skiy proyektnyy
institut Teploproyekt.
(Sand-lime products) (Insulation(Heat))

DVORKIN, V.N., inzh.; YANKELEV, L.F., kand.tekhn.nauk

New technique of producing lime-silica insulation articles.
Mont. i spets. rab. v stroi. 23 no.7:14-17 JI '61.
(MIRA 14:7)

1. Institut Teploproyekt.
(Insulating materials)

DVORKIN, V.N., inzh.; YANKELEV, L.F., kand. tekhn. nauk

Principles of the production of lime-silica heat insulating materials. Energ. stroi. no.31:46-49 '62. (MIRA 16:7)

1. Vsesoyuznyy nauchno-issledovatel'skiy i proyektnyy institut po teplotekhnicheskim sooruzheniyam.
(Insulation(Heat))

DVORKIN, V.N., inzh.; YANKELEV, L.F., kand. tekhn. nauk

Use of seeding in the manufacture of insulating elements,
Stroi. mat. 9 no.5:36-37 My '63. (MIRA 16:7)

(Insulation(Heat))

DVORKIN, V.Ya.; CHETVERIKOV, D.A.; SHMELEV, A.A.

Chromatographic fractionation of the phospholipides of the rat brain
on a silica gel column. Biokhimiia 28 no.3:475-481 My-Je '63.
(MIRA 17:2)

1. Institute of Physiology, Academy of Sciences of the U.S.S.R., Lenin-
grad.

L 1337-66 EWT(1)/FS(v)-3 DD

ACCESSION NR: AP5021236

UR/0300/65/037/004/0529/0537

30
29
B

AUTHOR: Dvorkin, V. Ya.; Chetverikov, D. A.; Shmelev, A. A.

TITLE: Study of the content and renewal rate of various phospholipid fractions of the rat brain in a normal state and during hypoxia ~

SOURCE: Ukrayins'kyy biokhimichnyy zhurnal, v. 37, no. 4, 1965, 529-537

TOPIC TAGS: animal physiology, biologic metabolism, brain, cerebellum, hypoxia, phospholipid, rat

ABSTRACT: An improved method is presented for fractionating phospholipids of rat brain tissue on a battery of small silica gel columns. Elution in stages with chloroform-methanol mixtures is employed. This method permits study of the content and renewal rate of various phospholipid fractions under normal and hypoxic conditions. Male white rats weighing 180-240 g were subcutaneously injected with radioactive phosphate ($\text{Na}_2\text{HP}^{32}\text{O}_4$) in a dose of 5 μCi per g. Immediately afterwards, the rats were placed in a pressure chamber, where they "ascended to 9000 m" (240 mm Hg). They were decapitated two hours after the beginning of the experiment, and lipids were extracted from their cerebral hemispheres. One ml of concentrated extract was used for fractionation. An index of "relative specific radioactivity"

Card 1/3

L 1337-66

ACCESSION NR: AP5021236

was used to determine the renewal rate of phospholipids and phospholipid fractions. Experimental results showed that, under normal conditions, fractions of phosphatide acids and phosphoinositides (phosphatidyl inositols) are renewed significantly faster than the remaining fractions (lecithins, sphingomyelins, and amine-containing phospholipids [phosphatidylethanolamine and lysophosphatidylethanolamine]). This difference is apparently connected with the chemical structure of different phospholipid groups, and with differences in their biosynthesis. It was found that hypoxia does not change the content of the phospholipid fractions studied, but it definitely lowers the metabolic intensity of the phosphate groups in all fractions. A clear difference was established in the degree of lowering of the metabolic intensity of different fractions under hypoxic conditions. It was concluded that different enzyme systems catalyzing different biosynthetic reactions of various phospholipids are depressed to a different degree under hypoxic conditions. The greatest decrease in metabolism was observed in amine-containing phospholipids and in lecithin fractions, and the least in phosphatide acid fractions. Orig. art. has: 3 figures. [JS]

ASSOCIATION: Institut fiziologii im. I. P. Pavlova AN SSSR, Leningrad (Institute of Physiology, AN SSSR)

Card 2/3

L 1337-66

ACCESSION NR: AP5021236

0

SUBMITTED: 08May 64

ENCL: 00

SUB CODE: LS

NO REF SOV: 003

OTHER: 006

ATD PRESS: 492

Card

Ag
3/30

L 8921-66 EWT(1)/ES(v)-3 DD
ACC NR: AP5028884

SOURCE CODE: UR/0219/65/060/011/0050/0053

AUTHOR: Dvorkin, V. Ya.

ORG: Institute of Physiology im. I. P. Pavlov, AN SSSR, Leningrad (Institut fiziologii AN SSSR)

TITLE: Phospholipid metabolism in the rat brain during hypoxia and in the posthypoxic period

SOURCE: Byulleten' eksperimental'noy biologii i meditsiny, v. 60, no. 11, 1965, 50-53

TOPIC TAGS: animal physiology, biologic metabolism, phospholipid, hypoxia, brain, cerebellum, rat, radiology

ABSTRACT: Phospholipid metabolism in the rat brain (cerebral hemispheres) during and after hypoxia was investigated. Male white rats were kept in a pressure chamber for 110 min at a pressure of 200—180 mm Hg (equivalent to an altitude of 10,000 to 11,000 m). Radioactive phosphate injections (5 μ Cu/g) were administered before and after hypoxia, and then at intervals of 2, 4, and 6 hr. Phospholipids extracted from the brain of killed animals were fractionated on silica gel columns. The relative specific radioactivity (RSR) of phosphate groups in each fraction was used as a measure of their renewal rate. It was found that a 2-hr stay in the pressure chamber caused a variable suppression of RSR for individual fractions: it decreased least

Card 1/2

UDC: 612.232:612.82.015.3+616-001.8-07:616.831-008.939.53

L 8921-66

ACC NR: AP5028884

0

for phosphatide acids and polyglycerophosphatides, more for amine-containing phospholipids and sphingomyelins, and most for phosphoinositides and lecithins. Post-hypoxic recovery of metabolic intensity was also different for different fractions. The most rapid recovery was observed in fraction 11, the amine-containing phospholipids (phosphatidylethanolamines and phosphatidylserines). A retarded recovery of RSR was observed in the lecithin and sphingomyelin fractions. It is suggested that the observed characteristics of brain-tissue phospholipid metabolism in hypoxic conditions may be connected with the varying sensitivity to hypoxia of enzyme catalyzing biosynthesis reactions in the individual phospholipids. Orig. art. has: 1 table. [JS]

SUB CODE: 06/ SUBM DATE: 08Jan65/ ORIG REF: 003/ OTH REF: 009/ ATD PRESS:

4152

00

Card 2/2

SECRET

SECRET

SECRET

DVORKIN, V.Ya.

Cerebral phospholipid metabolism in rats in hypoxia and in the post-hypoxia period. Biul. eksp. biol. i med. 60 no.11:50-53
N '65. (MIRA 19:1)

1. Institut fiziologii imeni I.P. Pavlova (direktor - akademik V.N. Chernigovskiy) AN SSSR, Leningrad. Submitted January 1, 1965.

DVORKIN, Ya.G.

Public Research Institute at the "Krasnyi Bogatyr'" plant.
Kauch.i rez. 21 no.9:49-50 S '62. (MIRA 15:11)
(Rubber research)

1. DVORKIN, YA. M.
2. USSR 600
4. Pitwood
7. Supply the mining industry with high-quality pip timber, Les. prom, 13, No. 2, 1953.

9. Monthly List of Russian Accessions, Library of Congress, April 1953, Uncl.

DVORKIN, Ya.M.

Supplying the mines of the Kuznetsk Basin with mine timber. Les.prom.
14 no.1:25-28 Ja '54. (MLRA 7:1)
(Kuznetsk Basin--Mine timbering) (Mine timbering--Kuznetsk
Basin)

DVORKIN, Ye.I., inzh.; DEMETRIADES, G.K., inzh.; VOLZHSKIY, V.M., inzh.

Using high frequency currents for hand-held electric drills for
drilling blast holes. Nauch. dokl. vys. shkoly; gor. dele no.1:
177-182 '59. (MIRA 12:5)

1. Predstavlena kafedroy stroitel'stva gornyx predpriyatiy
Leningradskogo gornogo instituta im. G.V. Plekhanova.
(Boring machinery--Electric driving)
(Electricity in mining)

DVORKIN, Ye.N.

Use of statistical characteristics in hydrometeorology. Probl.
Arkt. no.4:29-38 '58. (MIRA 11:12)
(Meteorology, Maritime)

DYOKIN, Y.E.N.

PLANE I BOOK ESTIMATION 607/1119

Leontev, A.I. *Arcticity*. Moscow-Leningrad: *Arcticity* Institute. 1979. 120 p. (Problem of the Arctic: collection of 500 copies printed. ISBN 5-02-001119-1)

Additional Sponsoring Agency: USSR, Ministry of Foreign Affairs.

Author: V.Y. Prolov; Editorial Board: L.N. Galanov, A.A. Gira, P.A. Gordiyenko (Deputy Editor), I.M. Dolgin, L.D. Kuznetsov, A.A. Kirillov, Ye.S. Kozlovskiy, V.Y. Lantsov, I.V. Malinik, A.I. Ols, I.I. Pomyalov, and B.Y. Pelyayev; Tech. Ed.: I.P. Kozlovskiy.

NOTE: The publication is intended for geographers, oceanographers, and particularly for all those interested in the studies of Arctic and Antarctic regions.

CONTENTS: This collection of 19 articles is the seventh of a series of publications dealing with problems of the Arctic and Antarctic. The articles deal mainly with the characteristics of water in the Arctic and Antarctic. The articles deal mainly with the characteristics of Siberian rivers, types of rivers, hydrological conditions in the distribution of the hydrological stations in the Soviet Arctic, magnetic storms and their effect on radio communications. It includes a brief information on Soviet meteorological and oceanographical expeditions. References accompany most of the articles. 50 percent of the material.

LIST OF CONTENTS:

Stevanov, A.Y. Surface Waters in the Arctic Basin	5
Prolov, V.Y. Forecasting Water Temperature in the Barents Sea	15
Prolov, V.Y. Types of Water in the Northern Part of the Barents Sea, Their Formation and Transformation	25
Prolov, V.Y. and G.Y. Gordiyenko. Determination of Water Speed and Direction by Means of a Lead	27
Doroshin, Ye.S. Accuracy in Computing Snow Quantities Applied in Oceanography	35
Prolov, V.Y. and A.Y. Stepanov. Hydrological Parameters and Their Validity for the Estimation of Siberian Rivers	45
Prolov, V.Y. and A.Y. Stepanov. Zonal Features of Atmospheric Circulation	55
Gira, A.A. Typical Characteristics of the Main Forms of Atmospheric Circulation During the Cold Season	65
Prolov, V.Y. Possibility of Using the Hydro-meteorological Elements of the Summer Period for Forecasting the Frequency of Storm-type Circulation in the Arctic	71
Andreyev, I.I. and P.A. Zhuravlev. Some Particular Features of the Radiation Balance in Central Arctic	79
Prolov, V.Y., I.I. Andreyev, and I.A. Zhuravlev. Short-Term Radio Communications on the Main Lines of the Russian Island Radio Circuit During Various Types of Magnetic Storms	91
Doroshin, Ye.S. Questions of Accuracy of the Hydro-meteorological Measurements on the Main Lines of the Russian Island Radio Circuit	105
Prolov, V.Y. Distribution of Radio Meteorological Stations in the Soviet Arctic	115
Prolov, V.Y. and V.Y. Malov. Experiment with Radio Beacon Installation on a Boat	125
Prolov, V.Y. Effect of the Installation of Measuring Tube Upon the Accuracy of the Open-Sea Ocean Tide Gauging	127
Prolov, V.Y., I.I. Andreyev, and P.A. Galanov. Geographical Work at the Russian Island Observatory on the Program of the IUT	131

DVORKIN, Ye.N.; STEPANOV, S.I.

Determining the submersion depth of recorders of self-contained
stations by the use of depth autographs. Trudy AANII 210:35-37
'61. (MIRA 14:11)

(Oceanographic instruments)

DVORKIN, Ye.N.

Deviation of magnetic systems of current meters. Trudy AANII
210:85-90 '61. (MIRA 14:11)

(Ocean currents)

37309

S/169/62/000/004/044/103
D228/D302

AUTHORS: Dvorkin, Ye. N. and Stepanov, S. I.

TITLE: Determining the sinking depth of the self-recorders of autonomous stations by means of depth autographs

PERIODICAL: Referativnyy zhurnal, Geofizika, no. 4, 1962, 3, abstract 4V18 (Tr. Arkt. i antarkt. n.-i. in-ta, 210, 1961, 35-37)

TEXT: The Institut okeanologii AN SSSR (Institute of Oceanology, Academy of Sciences, USSR) employed a *СГ-55* (SG-55) depth self-recorder, and the Arkticheskiy i antarkticheskiy institut (Arctic and Antarctic Institute) used a depth autograph, in order to obtain reliable values for the deepening of the carrier buoy on current self-recorders in autonomous erections. The sinking depth is determined by the depth autograph from the magnitude of the pressure of a column of water upon a hydrostat. The hydrostat's data are recorded on the tape of an hourly mechanism roller. A depth of down to 150 m can be measured by the autograph, with a

Card 1/2

Determining the sinking ...

S/169/62/000/004/044/103
D228/D302

recording duration of about 4 hours (it is possible to fix a weekly starter to the instruments). The depth autographs were tested in 1958 in the Kara Sea. The horizon of the instrument's sinking was ascertained by means of a block-counter. A table was compiled and a calibration graph was constructed, from the collation results. The depth self-recorder was suspended on the carrier buoy and placed in the water for up to 24 days. The results are cited for determining the sinking depth of the current self-recorders by means of the depth autograph. It is shown that the actual depth of the current self-recorder's installation can differ from the calculated by 4 - 5 m. The magnitude of the depression of the buoy with the instrument does not exceed 0.6 m during the work of an autonomous station. / Abstracter's note: Complete translation. /

Card 2/2

DVORKIN, Ye.N.

Methology of calculating internal tide waves. Trudy AANII 254:
106-120 '63. (MIRA 17:11)

DVORKIN, Ye.N.

Fluctuations in the temperature and salinity of sea water at high
and low tides. Trudy AANII 256:67-77 '61. (MIRA 15:8)
(Ocean temperature) (Salinity) (Tides)

DVORKIN, Ye.N.

Methods for processing tidal currents and surf beats by the
"pairing" method. Trudy AANII 264:71-75 '63. (MIRA 17:6)

DVORKIN, Ye.N.

Problems in the methodology of processing tidal current data.
Okeanologiya 4 no.5:917-918 '64 (MIRA 18:1)

DVORKIN, Ye.N.

Use of the "pairing" method for processing data of observations
on the tidal fluctuation of temperature. Probl. Arkt. i Antarkt.
no.17:23-29 '64. (MIRA 18:4)

POPOV, V.K.; DVORKIN, Z.P.

Determination of the factor of porosity of reservoir rocks based on SP curves. Geol. nefti i gaza 4 no.5:51-55 My '60. (MIRA 13:9)

1. Test "Krasnodarneftegeofizika."

(Gas, Natural)

(Porosity)

DVORKIN, Z.P.

Gas potential of Paleozoic sediments in the Yeisk-Berezan' region of
the Scythian Platform. Trudy KF ~~VNII~~ no.6:106-112 '61.

(MIRA 15:2)

(Krasnodar Territory--Gas, Natural--Geology)

DVORKIN, Z.P.; NAUGOL'NIY, I.K.

Southern-Soviet gas condensate field in the Armavir oil and
gas region. Gaz. prom. 8 no.12:1-4 '63 (MIRA 18:2)

DVORKIN-SAMARSKIY, V. A.

DVORKIN-SAMARSKIY, V.A.: "The Mama type of granitic pegmatite and its mica content." (Based on material from the study of the Kolotov mica deposit.) Moscow, 1955. Acad Sci USSR. Inst of Geological Sciences. (Dissertation for the Degree of Candidate of Geologicomineralogical Sciences)

SO: Knizhnaya Letopis' No. 47, 19 November 1955. Moscow.

DVORKIN-SAMARSKIY, V.A.

Some geological patterns of the distribution of rare-metal pegmatites in the Sayan-Baikal fold area. Krat. Soob. BKNII no.1:12-18 '59. (MIRA 14:9)
(Sayan Mountains--Pegmatites) (Baikal Lake region--Pegmatites)

CCHIROV, TS.O.; DVORKIN-SAMARSKIY, V.A.; DMITRIYEV, G.A.

Role of Russian geologists in the geological study of Buryat-
Mongolia. Trudy BKNII no.1:94-99 '59. (MIRA 14:8)
(Buryat-Mongolia--Geological surveys)

OCHIROV, TS.O.; DVORKIN-SAMARSKIY, V.A.

Problems of geological studies in the Buryat A.S.S.R. Trudy BKNII
no.2:3-8 '60. (MIRA 14:10)
(Buryat-Mongolia-Geology)

DVORKIN-SAMARSKIY, V.A

Rutile ore manifestation in the diaphthorites of the northern
part of the Lake Baikal region. Trudy BKNII no.2:84-94 '60.

(MIRA 14:10)

(Baikal Lake region--Rutile)

DVORKIL-SAMARSKIY, V.A.; KUZNETSOVA, A.I.

Distribution of certain rare and rare earth metals in granitoids
and pegmatites of the northern Baikal region. Geol. i geofiz.
no.5:40-53 '60. (MIRA 13:9)

1. Vostochno-Sibirskiy filial Sibirskogo otdeleniya AN SSSR.
(Baikal region--Metals, Rare and minor)

DVORKIN-SAMARSKIY, V.A.

Mica-bearing granitic pegmatites in Mama District. Trudy
Vost.-Sib.fil. AN SSSR no.16:171-233 '61. (MIRA 14:7)
(Pegmatites) (Mama-Chuya District--Mica)

DVORKIN-SAMARSKIY, V.A.; TUGOVIK, G.I.

"Mineral resources, their classification, and formation" by
S.A.Vakhromeev. Reviewed by V.A.Dvorkin-Samarskii, G.I.Tugovik.
Izv.vys.ucheb.zav.; geol.i razv. no.2:105-106 F '62.

(MIRA 15:3)

1. Buryatskiy kompleksnyy nauchno-issledovatel'skiy institut
Sibirskogo filiala AN SSSR.

(Mines and mineral resources) (Vakhromeev, S.A.)

DVORKIN-SAMARSKIY, V.A.

Genesis and characteristics of the spatial distribution of rare
earth pegmatites in a region of Siberia. Geol.i geofiz. 4:21-33
'62. (MIRA 15:8)

(Siberia--Pegmatites)

DVORKIN-SAMARSKIY, V.A.; KOZULINA, I.M.

Formation of myrmekites in pegmatites. Trudy BKNII no.7:
100-108 '61. (Myrmekite) (Pegmatites) (MIRA 16:4)

OGHIROV, TS.O.; DVORKIN-SAMARSKIY, V.A.; TUGOVIK, G.I.

Geological study of the Buryat A.S.S.R. Kraeved. sbor. no.7:
12-25 '62. (MIRA 16:8)

(Buryat A.S.S.R.—Geological research)

DVORKIN-SAMARSKY, V.A.

Specific characteristics of ores of agricultural importance and
the possibility of utilizing low-grade ores of rare and nonferrous
metals as a source of microelements for agriculture. Trudy BKNII
no.9:83-89 '62 (MIRA 18:2)

OCHIROV, Tsybik Ochirovich; DVORKIN-SAMARSKIY, V.A., spets. red.;
OGIYENKO, S.I., red.

[Geology of the Gusinoye-Ivolginsk part of the Buryat
A.S.S.R.] Geologiya Gusino-Ivolginskoi chasti Buriatii.
Ulan-Ude, Buriatskoe knizhnoe izd-vo, 1964. 154 p.
(MIRA 17:8)

ANDREYEV, Gennadiy Vladimirovich; DVORKIN-SAMARSKIY, V.A., otv.
red.;

[Petrology of the Synnyr alkali pluton] Petrologiia
Synnyrskogo shchelochnogo plutona. Ulan-Ude, Bariat-
skoe knizhnoe izd-vo, 1965. 119 p. (MIRA 18:12)

ALATYRTSEVA, I.Ye., KOLPACHIKHIN, F.B.; AMFITEATROVA, N.F.; SHAROVSKAYA, V.N.;
DVORKINA, A.I.; MEL'NIKOVA, V.K.; BERZON, I.G.

Intranasal revaccination against diphtheria. Report No. 1. Vop.okh.
mat.i det. 7 no.4:29-32 Ap '62. (MIRA 15:11)

1. Iz Kazanskogo nauchno-issledovatel'skogo instituta epidemiologii,
mikrobiologii i gigiyeny.

(DIPHTHERIA—PREVENTIVE INOCULATION)

DVORKINA, A. L.

DVORKINA, A.L.

Certain problems in school hygiene in relation to general applied science instruction in the secondary school. Gig. i san. no.6: 39-42 Jo '54. (MIRA 7:6)

1. Iz kafedry pedagogiki Khar'kovskogo pedagogicheskogo instituta imeni G.S.Skovorody.

(SCHOOLS,

*technical educ. in high schools in Russia)

SHEMLER, M.Ye.; SVERDLOVA, G.M., redaktor; DVORKINA, B.A., redaktor.

[Aviation industry in foreign countries; a collection of translations and references] Aviatsionnaya promyshlennost' zarubezhnykh stran; sbornik perevodov i referatov. Sostavil M.Ye. Shtemler. Pod obshchei red. G.M.Sverdlova i B.A. Dvorkina.[n.p.] Izd-vo BNT No.5 [Economic aspects of transport planes] Problemy ekonomichnosti transportnykh samoletov. 1946. 57 p. [Microfilm] (MLRA 8:9)

1. Russia (1923- U.S.S.R.) Ministerstvo aviatsionnoy promyshlennosti. Byuro novoy tekhniki.
(Aeronautics, Commercial)

GLADYSHEVSKIY, Ye.I.; DVORINA, L.A.; KULIKOVA, A.A.; VEIKHOGLYADOVA, T.S.

Lanthanum silicides and their crystalline structures. Izv.
AN SSSR. Neorg. mat. 1 no.5:321-325 Mr '65. (MIRA 18:6)

L'vovskiy gosudarstvennyy universitet imeni Franka i Institut
problem materialovedeniya AN UkrSSR.

L 00998-66 EWP(e)/EWT(m)/EWP(i)/EPF(n)-2/EMG(m)/EWP(t)/EWP(t) IJP(c)
JD/JG/AT/WH

ACCESSION NR: AP5018245

UR/0078/65/010/007/1598/1602
546.65'281

AUTHOR: Dvorina, L. A.; Verkhoglyadova, T. S.

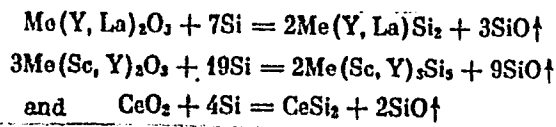
33
32
B

TITLE: Synthesis of rare earth metal silicides in vacuum

SOURCE: Zhurnal neorganicheskoy khimii, v. 10, no. 7, 1965, 1598-1602

TOPIC TAGS: scandium, yttrium, lanthanum, cerium, rare earth metal, silicon, silicide, rare earth metal silicide

ABSTRACT: Obtaining scandium, yttrium, lanthanum, and cerium disilicides according to the reactions:



has been investigated. The initial materials were Sc₂O₃, Y₂O₃, La₂O₃, and CeO₂ oxides roasted at 1200K, and high-purity polycrystal silicon. Powders of the initial

Card 1/2

L 00998-66

ACCESSION NR: AP5018245

components ground to 270—300 mesh were mixed for 24—30 hr, pressed into briquets 14 mm in diameter and 5—7 mm high, and heated in a vacuum furnace at 1500—1900K for 1—4 hr. The experiments showed that the optimal conditions for obtaining Sc_3Si_5 , Y_3Si_5 , and YSi_2 are: temperature 1770 \pm 30K, holding time 2—3 hr, vacuum 10^{-4} — 10^{-5} mm Hg; for LaSi_2 and CeSi_2 : temperature 1700—1750K, holding time 1—2 hr, vacuum 10^{-4} — 10^{-5} mm Hg. The vacuum 10^{-4} — 10^{-5} mm Hg must be maintained to obtain the silicides of reactive purity. The increase of vacuum affects the purity of silicides, and lowers the temperature and holding time. Orig. art. has: 1 figure, and 5 tables. [WW]

ASSOCIATION: none

SUBMITTED: 25Feb64

ENCL: 00

SUB CODE: IC, MM

NO REF SOV: 007

OTHER: 004

ATD PRESS: 4069

Card 2/2 DP

L 4188-66 EWT(m)/EWP(w)/EWG(m)/T/EWP(t)/EWP(b) LJP(c) M/P/T

ACCESSION NR: AP5016538

UR/0126/65/019/000/0939/0941

AUTHOR: Samsonov, G. V.; Verkhoglyadova, T. S.; Dvorina, L. A.

TITLE: Hardness of certain rare earth silicides

SOURCE: Fizika metallov i metallovedeniye, v. 19, no. 6, 1965, 939-941

TOPIC TAGS: hardness, lanthanum compound, yttrium compound, scandium compound, cerium compound, praseodymium compound, neodymium compound, silicide

ABSTRACT: The microhardness of silicides of scandium, yttrium, lanthanum, cerium, praseodymium, and neodymium was studied with a PMT-1 instrument. In all the silicide phases studied, a change in microhardness with the load was observed up to a certain value of the load, beyond which the microhardness changed negligibly. This confirmed the dependence of microhardness on load employed which was established earlier. The lowest hardness in each system is displayed by the phases richest in silicon, i. e., phases in which the covalent bond Si-Si is strong and the Me-Si bond is weak. The tendency of silicon atoms to form covalent bonds with one another causes a strong differentiation of groups of metal atoms that bound structural elements of metal and silicon atoms are formed, thereby decreasing

Card 1/2

L 1188-66

ACCESSION NR: AP5016538

the hardness of silicides. The marked difference in the nature of Si-Si and Me-Si bonds in higher silicides also accounts for the appearance of semiconducting properties in lanthanum silicide above 500°C and in cerium silicides. The greatest hardness and brittleness is shown by rare earth monosilicides, as a result of the most uniform electron density distribution and a strong influence of the Me-Si bond. In lower silicides (Me_3Si_2) of the Cr_3B_2 -type structure, the metal-metal bond predominates, causing their hardness to be greater than that of silicides. (fig. art. has 1 figure, 2 tables.)

Institute of Problems of Materials Science, AN UkrSSR 44,24

RECEIVED: 30 Jun 64

ENCL: 00

SUB CODE: IC, 55

L 1613-66 EWP(e)/EWT(m)/EPF(c)/EWP(i)/ETC/EWG(m)/EWP(t)/EWP(b) IJP(c) JD/JG/AT/

WH
ACCESSION NR: AP5021663

UR/0080/65/038/008/1716/1725
546.82'281

AUTHOR: Verkhoglyadova, T. S.; Dvorina, L. A. 25
B

TITLE: Vacuum thermal method for obtaining titanium silicides 27 27

SOURCE: Zhurnal prikladnoy khimii, v. 38, no. 8, 1965, 1716-1725

TOPIC TAGS: titanium compound, silicide, vacuum furnace

ABSTRACT: The article describes the results of an investigation of conditions necessary for obtaining silicide phases of titanium. Starting materials were silicon (99.9%) and titanium dioxide (99.0%). The titanium dioxide was previously calcined in a muffle furnace at 900-1000 C to eliminate volatile contaminants and moisture. Experiments on the reduction of titanium dioxide with silicon with the formation of the silicide phases were carried out in a vacuum furnace at a temperature of 1200-2100 K under a vacuum on the order of 10^{-2} -- 10^{-4} mm Hg. After reduction, the samples were subjected to chemical and X-ray phase analysis. X-ray photos showed that up to 1500 K titanium dioxide is reduced to the lower

Card 1/2

L 1613-66

ACCESSION NR: AP5021663

oxides, while at 1500-1550 C there appear lines of a higher titanium silicide. At 1600-1650 K, the silicon and all of the reduced titanium are completely bound in titanium disilicide. The following state, which proceeds fastest at 1720-1780K leads to reduction of titanium oxide and penetration of the reduced titanium into the disilicide, with interlocking of its lattice into the lattice of titanium monosilicide. Further increase in temperature leads to an acceleration of the reaction leading to the formation of Ti_5S_3 . At a vacuum of 10^{-2} -- 10^{-3} mm Hg, Ti_5S_3 forms at a temperature of 1800-1900 K. The following optimum operating conditions are recommended for obtaining titanium silicides by this method:

Ti_5S_3 --1800-1900 C, residence time 1 hour; $TiSi$ --1750-1800 K, residence time 1.5-2 hours; TiS_2 --1650-1700 K, residence time 1-1.5 hours. Recommended depth of vacuum is identical for all cases -- 10^{-3} -- 10^{-4} mm Hg. Orig. art. has: 6 figures and 3 tables

ASSOCIATION: None

SUBMITTED: 16Dec63

NR REF SOV: 013

ENCL: 00

SUB CODE: MM

OTHER: 005

Card 2/2

QA

SKORYNIN, Yuriy Vasil'yevich; SOBOLEV, A.S., nauchn. red.;
~~DVORKINA, M., red.~~

[Reliability and durability of supports of movable
instrument systems] Nadezhnost' i dolgovechnost' opor
podvizhnykh sistem priborov. Minsk, Nauka i tekhnika,
1965. 110 p. (MIRA 19:1)

DVORKINA, M.D.; MALEVSKIY-MALEVICH, S.P.

Practice of using the floating structure of the Volgograd
Hydrometeorological Observatory. Trudy GGO no.95:25-29 '63.
(MIRA 16:7)
(Volgograd Reservoir--Hydrometeorological research--Equipment and
supplies)

SEMYAROVA, Z. I.; DVORENINA, M. D.

Study of the homogeneity of series of actinometric observations
and the possibility of applying them to a prolonged period. Trudy
GGO no. 179:42-64 '65. (MIRA 28:8)

L 06546-67 EWT(1) GW

ACC NR: AT6021515

SOURCE CODE: UR/2531/66/000/187/0149/0158

AUTHOR: Dvorkina, M. D.

ORG: none

TITLE: Some data on the horizontal distribution of meteorological elements over the Volgograd Reservoir

SOURCE: Leningrad. Glavnaya geofizicheskaya observatoriya. Trudy, no. 187, 1966. Fizika pograničnogo sloya atmosfery (Physics of the atmospheric boundary layer), 149-158

TOPIC TAGS: micrometeorology, ^{ATMOSPHERIC} temperature gradient, humidity gradient, wind speed gradient, water reservoir, ^{ATMOSPHERIC HUMIDITY, WIND VELOCITY, SURFACE WATER}

ABSTRACT: The distribution of temperature, humidity, and wind speeds over the Volgograd Reservoir in 1961-1963, and especially of some of the distribution features unique to this reservoir are discussed. Simultaneous measurements of these meteorological elements were made from boats and floats once or twice per month during the navigation season (generally, two or three points on the water and one on each bank). Each series included measurements lasting 1.5-3 hr with instruments (aspirated psychrometers and hand anemometers) 2 m above

Card 1/2

L 06546-67

ACC NR: AT6021515

the surface. It was found that changes in these meteorological elements over the reservoir had a rather definite relationship to the stratification of the air in the bottom 2-m layer. Considerable changes in elements were noted in the spring and first half of the summer (period of inversions), such as a drop of 5—6C in air temperatures over the water; little or no increase in humidity was observed over the water during inversions or low temperatures in the spring. Changes in air temperatures were small during the transition to equilibrium conditions at the end of summer and beginning of autumn; under equilibrium conditions over the reservoir, the absolute humidity increased 4—4.5 mb over the initial level. Wind speeds decreased approximately 20% with inversions when the initial wind speed was about 5 m/sec. When $T/u^2 \geq 0$, the wind speed over the water increased to 40—45% over the initial speed of 3—4 m/sec. Special features in the distribution of meteorological elements appeared to be related to irregularities in the banks of the reservoir. Orig. art. has: 3 figures and 1 table.

[EO]

SUB CODE: 04/ SUBM DATE: none/ ORIG REF: 012

Card 2/2

AUTHOR: Dvorkina, M. M.

119-3-8/14

TITLE: A Semiautomatic Machine of Small Size for Cold Forging
(Malogabaritnyy kholodnovysadochnyy poluzvatomat)

PERIODICAL: Priborostroyeniye, 1958, Nr 3, pp. 24-25 (USSR).

ABSTRACT: This small and compactly constructed semiautomatic machine makes possible the production of contacts and rivets with a diameter of from 0,75 to 3,0 mm and of a length of from 0,5 to 7,0 mm by means of cold working of the material. The simplicity of the construction is based on the use of a camshaft as control mechanism. For details such as piston, transport accessory, material and the output mechanism the corresponding diagrams are given. 73 outputs can be made per minute. A motor with 0,5 kW and with a number of 1400 revolutions m/s serves as driving aggregate. The total weight of the machine is 40 kg, There are 5 figures, and 0 references.

AVAILABLE: Library of Congress.

Card 1/1

1. Machines--Design

DVORKINA, N.Ya.

Clinical statistical data on the morbidity dynamics of infectious psychoses; according to data from the Orenburg Province Psychoneurological Hospital. Zhur.nerv.i psikh. 62 no.6:886-893 '62.
(MIRA 15:11)

1. Orenburgskaya oblastnaya psikhonevrologicheskaya bol'nitsa (glavnyy vrach A.S.Stakhova, nauchnyy rukovoditel' - dotsent Yu.Ye.Rakhal'skiy).

(PSYCHOSES)

FRENKEL', M.D.; DVORKINA, T.V.; DOBIN, Ya.I.

Modification of Wick apparatus for determining the thermal
stability of plastics. Plast. massy no.11:57-58 '63.

(MIRA 16:12)

FRENKEL', M.D.; DVORKINA, T.V.; TATEVOS'YAN, G.O.

Methods for the determination of the brittleness temperature
for plastics. Standartizatsia 28 no.1:45-53 Ja '64.
(MIRA 17:1)

ACCESSION NR: AP4009840

S/0191/64/000/001/0068/0071

AUTHORS: Ramzaytsev, V.D.; Volchek, I.S.; Dvorkina, T.V.; Krichmar, G. Ya.; Luzhkov, Yu. M.; Frenkel', M.D.

TITLE: Experimental automation of plastic testing for heat resistance

SOURCE: Plasticheskiye massy*, no. 1, 1964, 68-71

TOPIC TAGS: plastic materials testing device, testing plastics heat resistance, testing plastics deformation

ABSTRACT: Since standard installations for testing heat resistance and deformation of plastic materials are very imperfect, inaccurate, slow and subject to mistakes due to reliance on visual observation, an automatic device programmed for measurement and recording of temperature has been designed. Described in detail, this device, which can be used wherever thermomechanical tests are made as well as in dilatometry, basically consists of an EPP-06M1 potentiometer.

Card 1/2

ACCESSION NR: AP4009840

program controls, measurement and recording of temperature, automatic measurement and recording of deformations, and automatic changes of operation rate. Thermocouples, electronic probes, amplifiers, differential transformer induction systems, and measuring bridges are used in the circuit and their functions are also described. Orig. art. has 7 figures, no formulas, no tables.

ASSOCIATION: None

SUBMITTED: 00

DATE ACQ: 10Feb64

ENCL: 00

SUB CODE: AP

NO REF SOV: 006

OTHER: 000

Card 2/2

L 58978-65 EMT(m)/EFF(e)/EMP(j) Po-4/Pr-4 RH

UR/0191/05/000/006/0050/0052
678.01: 639.42

ACCESSION NR: AP6014695

AUTHOR: Brauh'tovich, B. L.; Frenkel', M. D.; Muthlu, Yo. P.; Bobrov, B. L.; Matrosov, A. N.; Dvorkina, T. V.

TITLE: New instrument for determining the brittle temperature of plastics

SOURCE: Plastichenkiye massy, no. 6, 1965, 60-62

TOPIC TAGS: brittle point, polyvinyl chloride, plastic mechanical property, brittle temperature determination

ABSTRACT: The PKhP-1 instrument for determining the brittle temperature of plastics is described in detail. This instrument is designed for testing 10 specimens simultaneously under identical conditions, and thus the reproducibility of the results is greatly enhanced. It is also capable of operating under both static and dynamic conditions. The cooling system using liquid nitrogen is also described. The time required to bring the test specimen to any given temperature is reduced to a minimum both in heating and in cooling. The instrument is built as a table model (1140 mm long, 700 mm wide, 1330 mm high; weight 190 kg). As an example, the results of testing plasticized polyvinyl chloride under static

Card 1/2

L 58978-65

ACCESSION NR: AP6014606

and dynamic conditions are cited. The brittle temperature was calculated from the formula

$$T_x = T' + \Delta T \left(\frac{S}{100} - \frac{1}{2} \right)$$

where T_x is the temperature corresponding to the failure of 50% of the test samples; T' is the highest temperature at which all the samples fail; ΔT is the selected temperature interval for consecutive tests (e.g., 2C); and S is the sum of the fractured samples from the temperature at which none of the samples failed up to T' inclusive. As expected, the results show that the brittle temperature is significantly affected by the rate of the applied mechanical action. The method and instrument employed yield highly reproducible data. Orig. art. has: 3 figures, 1 table, and 1 formula.

ASSOCIATION: none

SUBMITTED: 00

ENCL: 00

HUB CODE: MT

NO REF SOV: 000

OTHER: 000

Card 2/2

DVORKINA, Ye.A.

From the history of the struggle of the masses to fulfill
the third five-year plan of the Uzbek S.S.R. Trudy SAGU no.75:
61-92 '55. (MLRA 10:5)
(Uzbekistan--Economic conditions--History)

DVORKINA, Ye. B.

BLAGMAN, G.F.; ESTRIN, Ye.I.; DVORKINA, Ye.B.; MINTS, O.Ya.

Determination of renal filtration with the aid of thiosulfate
and the maximum glomerular reabsorption of glucose. *Klin.med.*,
Moskva 29 no.5:59-67 May 1951. (CML 20:9)

1. Of the First Therapeutic Clinic (Director--Honored Worker in
Science Prof. M.S. Vovsi, Active Member of the Academy Of Medical
Sciences USSR), Central Institute for the Advanced Training of
Physicians, Moscow.

