

ACCESSION NR: AT4037670

the graph is recommended as a guide in controlling mechanical properties. Results were verified by factory beading, bending and extruding of cold-worked sheets at 200-250C or after preliminary annealing (commercial) at such temperatures. Tensile strength of the stamped pieces was not less than 38-40 kg/mm², as compared to 40-45 kg/mm² for the original material prior to stamping. Partial cold hardening (10%) is recommended. Corrosion resistance dropped when stamping temperature exceeded 310-335C. "M. D. Kuz'michev, A. A. Lomonosova and S. P. Kuz'mina also took part in the work." Orig. art. has: 15 graphs and 2 tables.

ASSOCIATION: Nona

SUBMITTED: 00

DATE ACQ: 04Jun64

ENCL: 01

SUB CODE: MM

NO REF SOV: 000

OTHER: 000

Card 2/3

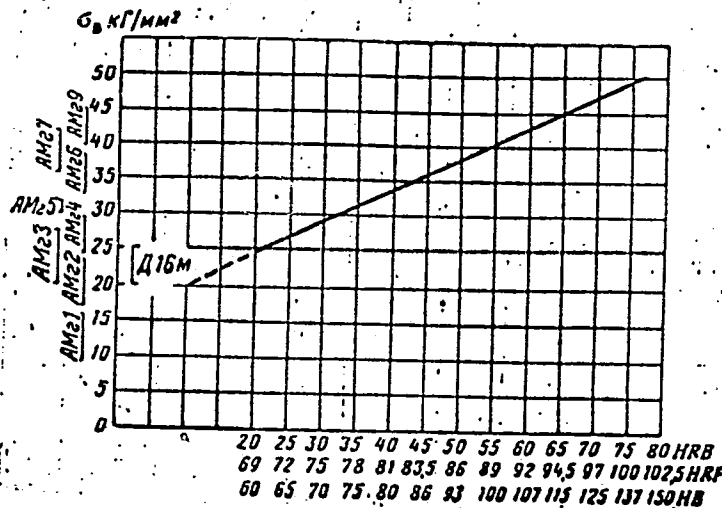


Fig. 1 - Relationship between ultimate strength and hardness of alloys of the magnesium type.

Card 3/3

ARBUZOV, Yu.P.; P.; Primalni uchastiye: KONDRAT'YEVA, N.B.; SHTEYNINGER,
V.R.

Properties of welded joints in the AMg6 aluminum alloy.
Alum. splavy no.3:313-325 '64. (MIRA 17:6)

Country : USSR
 Category : Farm Animals. Q-4
 Domestic Birds.
 Abs. Jour : Ref Zhur-Biol., No 13, 1957, 74101
 Author : Kondrat'yeva, N. F.
 Institut. : Kharkov Zootechnical Institute.
 Title : Age-Determined Anatomic-Histological Changes
 of the Brain in Hens.
 Orig Pub. : Sb. tr. Khar'kovsk. zootekhn. in-t, 1957, 9,
 193-200
 Abstract : At the age of 150 days, the weight of the brain
 of a hen equals 3.71 g, at the age of one day,
 a chick's brain weighs 0.78 g. The ratio of
 the brain weight to the total weight of a hen
 is 0.18 percent, to the weight of a chick 2.2
 percent. At the age of 150 days, the brain of
 a hen is completely formed. The various brain
 sectors are different in their histological
 structure.
 Card: 1/1

70

APPROVED FOR RELEASE: 06/19/2000 ~~LEVINSON, L.A.~~ KONDRAT'YEVA, N. F. SUPKO, N. S. CIA-RDP86-00513R000824220007-6

Hematological factors in artificial circulation [with summary in English]
 Eksp. khir. 3 no. 3:42-47 My-Je '58 (MIRA 11:8)

1. Iz nauchno-issledovatel'skogo instituta eksperimental'noy
 khirurgicheskoy apparatury i instrumentov (dir. M.G. Anan'yev)
 Ministerstva zdravookhraneniya SSSR.

(HEART, artif.

extracorporeal circ., eff. of heparin & protamine sulfate
 on blood coagulation (Rus))

(HEPARIN, eff.

on blood coagulation in extracorporeal circ. in open heart
 surg. (Rus))

(PROTAMINES, eff.

sulfate, on blood coagulation in extracorporeal circ.
 in open heart surg. (Rus))

(BLOOD COAGULATION, eff. of drugs on

in extracorporeal circ. in open heart surg. (Rus))

KONDRAT'YEVA, N.I.

MIKHLIN, M.D.; MEL'NIKOVA, G.K.; ZAYTSEVA, V.D.; NIKITINA, S.A.; GRITSMAN,
Yu.Ya.; GORBOVITSKIY, Ye.B.; KRYUCHKOVA, G.S.; KONDRAT'YEVA, N.I.

Effect of rubber on drugs and the body. Report No.1: Present-day
views on the subject. Med.prom. 12 no.2:35-41 F '58. (MIRA 11:3)

1. Nauchno-issledovatel'skiy institut reziny i Nauchno-issledovatel'-
skiy institut eksperimental'noy khirurgicheskoy apparatury i
oborudovaniya.

(RUBBER--PHYSIOLOGICAL EFFECT) (DRUG INDUSTRY)

MIKHILIN, B.D., MEL'NIKOVA, G.K., ZAYTSEVA, V.D., NIKITINA, S.A., GRITSMAN,
Yu.Ya., GORBOVITSKIY, Ye.B., KRYUCHKOVA, G.S., KONDRAT'YEVA, N.I.

Effect of vulcanized rubber on drugs and the body. Report No.2.
Med.prom. 12 no.8:8-12 Ag '58 (MIRA 11:9)

1. Nauchno-issledovatel'skiy institut reziny i Nauchno-issledovatel'skiy
institut eksperimental'noy khirurgicheskoy apparatury i instrumentov.
(RUBBER--PHYSIOLOGICAL EFFECT)

KONDRAT^YNEVA, N. L., AMAN'YEV, M. G., KRUDYI, Yu. B., GUROVA, E. V.,
GOLUBEVA, I. V., LEVITSKAYA, L. A., KASHCHEVSKAYA, L. A.

Electrosleep and electronarcosis 129

Noye khirurgicheskie apparaty i instrumenty i opyt ikh primeneniye (New
SURGICAL Equipment and Instruments and Experience in Their Use) NO. 1,
Moscow, 1957 A collection of Papers of the Scientific Research Inst.
for Experimental Surgical Equipment and Instruments.

NIIEKA A:1

NOVIKOVA, K.Ye.; KONDRAT'YEVA, N.M.

Liquid-liquid equilibrium in the ternary system acrylonitrile-
methanol-water. Zhur. fiz. khim. 39 no.6:1432-1434 Je '65.
(MIRA 18:11)

1. Vsesoyuznyy nauchno-issledovatel'skiy vitaminnyy institut.
Submitted March 10, 1964.

SAMSONOV, G.V.; VOROB'YEVA, V.Ya.; KONDRAT'YEVA, N.N.; GALKINA, O.A.

Sorption of albomycin by anion exchangers; report No. 1. Trudy
Len.khim.-farm.inst. no.15:197-203 '62. (MIRA 15:11)
(ALBOMYCIN) (ION EXCHANGE RESINS)

KONDRAT'YEVA, N.P.

KONDRAT'YEVA, N.P.; PODLESSKAYA, Ye.M.; NOVIKOVA, V.F.; LASUKOV, A.N.;
~~MURAV'YEVA, M.M.~~; PRINTS, G.Yu.; KOZHEVNIKOV, P.P.; PIROGOV, V.I.,
red.; POLYAKOVA, K.A., tekhn.red.

[Economy of Belgorod Province; a statistical manual] Narodnoe
khoziaistvo Belgorodskoi oblasti; statisticheskii sbornik. Orel,
Gonstatizdat, 1957. 165 p. (MIRA 11:4)

1. Belgorodskaya oblast'. Statisticheskoye upravleniye. 2. Statisti-
cheskoye upravleniye Belgorodskoy oblasti (for all, except Pirogov,
Polyakova) 3. Nachal'nik Statisticheskogo upravleniya Belgorodskoy
oblasti (for Pirogov)
(Belgorod Province--Economic conditions)

KONDRAT'YEVA, N.V.

New species *G. spiroides* Kondrat. sp. nova of the genus *Gloeotrichia*
J. Ag. Bot. zhur. [Ukr.] 11 no. 1: 106-107 '54. (MLRA 8:7)

1. Kiivs'kiy sil's'kogaspodars'kiy institut, kafedra botaniki.
(Pulemetskoye, Lake--Algae)

KONDRAT'YEVA, N.Y.

Some interesting representatives of the family Rivulariaceae. Bot.smur.
[Ukr.] 11 no.3:116-119 '54. (MIRA 8:7)

1. Kiivs'kiy sil's'kogospodars'kiy institut, kafedra botaniki.
(Algae)

KONDRAT'YEVA, N.V.

New and interesting blue-green algae (Cyanophyceae novae et curiosae). Bot.mat.Otd.spor.rast. 10:24-29 Ja '55.
(Algae) (MIRA 8:7)

KONDRAT'YEVA, N.V.

Blue-green algae of some swamps in Polesye. Ukr.bot.zhur.13 no.2:
89-98 '56. (MLRA 9:9)

1.Ukrains'ka sil'skogospodars'ka akademiya, Kafedra botaniki.
(Polesye--Algae)

KONDRAT'YEVA, N.Y.

Effect of reed growths of the blue-green algae [with summary in English]. Ukr. bot. zhurn. 14 no.2:87-93 '57. (MLBA 10:8)

1. Institut botaniki Akademii nauk USSR, viddil sporovikh roslin. (Ostrovenskoye, Lake--Reed (Botany)) (Algae)

KONDRAT'YEVA, N.V. [Kondrat'ieva, N.V.]

Spore formation in blue-green algae [with summary in English].

Ukr. bot. zhur. 15 no.2:74-83 '58.

(MIRA 11:6)

1. Institut botaniki AN URSR, viddil sporovikh roslin.
(Spores (Botany)) (Algae)

~~KONDRAT'YEVA~~, N.V. [Kondrat'ieva, N.V.]

Effect of cultivation practices on the distribution of blue-green algae in soils. Ukr.bot.zhur. 15 no.4:61-69 '58.
(MIRA 12:5)

1. Institut botaniki AN USSR, otdel sporovykh rasteniy.
(Algae) (Soil micro-organisms)

KONDRAT'YEVA, N.V. [Kondrat'ieva, N.V.]

Blue-green algae of some types of cultivated soils in the
environs of Kiev. Ukr.bot.zhur. 16 no.1:74-86 '59.
(MIRA 12:5)

1. Institut botaniki AN USSR, otdel sporovykh rasteniy.
(Kiev--Algae) (Soil micro-organisms)

KONDRA'T'YEVA, N.V.

Studying blue-green algae from ponds of the Volynian Polasye.
Ukr.bot.zhur. 16 no.2:95-99 '59. (MIRA 12:11)

1. Institut botaniki AN USSR, otdel sporovykh rasteniy.
(Volyn' Province--Algae)

KONDRAT'YEVA, N.V. [Kondrat'ieva, N.V.]

Planktonic blue-green algae in lakes of West Ukrainian Polesye.
Ukr.bot.zhur. 16 no.4:91-101 '59. (MIRA 12:11)

1. Institut botaniki AN USSR, otdel sporovykh rasteniy.
(Polesye--Algae)

KONDRAT'YEVA, N.V.

A new species of blue-green algae (*Anabaena solicola* sp.n.) Ukr.
bot.shur. 16 no.5:77-80 '59. (MIRA 13:4)

1. Institut botaniki AN USSR, otdel sporovykh rasteniy.
(Krasno-Perekopsk District--Algae)

KONDRAT'YEVA, N.V. [Kondrat'ieva, N.V.]

Blue-green algae of soils of the Crimean Steppe region. Ukr.
bot.shur. 16 no.6:30-39 '59. (MIRA 13:5)

1. Institut botaniki AN USSR, otdel sporovykh rasteniy.
(Crimea--Algae)

KONDRAT'YEVA, N.V. [Kondrat'ieva, N.V.]

Principal achievements and tasks in the study of soil algae. Ukr.
bot. zhur. 18 no. 2:3-16 '61. (MIRA 14:5)

1. Institut botaniki AN USSR, otdel sporovykh rasteniy.
(Algae)

KONDRAT'YEVA, N.V. [Kondrat'ieva, N.V.]

New species of blue-green algae *Nostoc edaphicum* sp. n. Ukr.bot.
zhur. 19 no.1:58-65 '62. (MIRA 15:4)

1. Institut botaniki AN USSR, otdel sporovykh rasteniy.
(Crimea—Algae)

KONDRAT'YEVA, N.V.

Lyngbya aestuarii (Mert.) Liebm. from the surface layer of
Solondiaks in the Crimea. Bot. mat. Otd. spor. rast. 14:
75-82 Ja'61. (MIRA 17:2)

KONDRAT'YEVA, N.V. [Kondrat'ieva, N.V.]

Distribution of blue-green algae in the rivers and floodplair
waters of the Ukrainian S.S.R. Ukr. bot. zhur. 21 no.1:67-77
'64. (MIRA 17:3)

1. Institut botaniki AN UkrSSR, laboratoriya al'gologii.

KONDRAT'YEVA, N.V. [Kondrat'ieva, N.V.]

Occurrence of blue-green algae in the lakes of the Ukra'nian
S.S.R. Ukr. bot.zhur. 21 no. 2:95-103 '64. (MIRA 17:5)

1. Institut botaniki AN UkrSSR, otdel sporovykh rasteniy.

KONDRATYEVA, N. V.

"Some problems of the morphology and taxonomy of Hormogoneae."

report submitted for 10th Intl Botanical Cong, Edinburgh, 3-12 Aug 64.

AS UkSSR, Kiev.

KONDRAT'YEVA, N.V. [Kondrat'ieva, N.V.]

Individuality in homogenous algae. Ukr. bot. zhur. 22 no.4:
81-90 '65. (MIRA 18:10)

1. Institut botaniki AN UkrSSR, laboratoriya al'gologii.

KONDRAT'YEVA, N. Ya.

Geographic cartographical, and geological works in the selection
of platforms for new industrial construction. Vest. LGU 19 no.24:
99-105 '64 (MIRA 18:1)

KONDRAT'YEVA, N.Ya.

Cartographic and geodetic research for purposes of the construction
industry. Vest.Lgu 16 no.24:131-134 '61. (MIRA 14:12)
(Geodesy) (Maps) (Construction industry)

KONDRAT'YEVA, N.Ya.

Use of cartographic and geodetic materials in the design of industrial enterprises. Izv.vys.ucheb.zav.; geod.i aerof. no.6:111-112 '61. (MIRA 15:3)

1. Leningradskiy gosudarstvennyy universitet imeni A.A.Zhdanova.
(Maps) (Construction industry)

KOS'KOV, B.I.; MUKHIN, N.S.; SMIRNOV, A.A., kand. tekhn. nauk; NIKITIN, V.I., преподаvatel'; KONDRAT'YEVA, N.Ya., kand. tekhn. nauk, преподаvatel'; LOSEV, K.A., dotsent; ZVONKOV, A.P.; KOMAROVSKIY, V.M.; MARCHENKO, S.N., kand. tekhn. nauk

Discussion of an article by B.I. Gerzhuly. Geod. i kart.
no.4:28-36 Ap '64. (MIRA 17:8)

1. Nachal'nik tekhnicheskogo otdela Moskovskogo gorodskogo tresta geologo-geodezicheskikh i kartograficheskikh rabot (for Kos'kov). 2. Nachal'nik kompleksnogo otdela Moskovskogo otdeleniya Tsentral'nogo tresta inzhenerno-stroitel'nykh izyskaniy (for Mukhin). 3. Nachal'nik geodezicheskoy sluzhby pri Upravleni glavnogo arkhitekтора Voronezha (for Smirnov) 4. Kafedra geodezii Khabarovskogo politekhnicheskogo instituta (for Nitkin). 5. Kafedra kartografii Leningradskogo gosudarstvennogo universiteta (for Kondrat'yeva). 6. Kuybyshevskiy inzherno-stroitel'nyy institut (for Losev). 7. Rukovoditel' sektora Nauchno issledovatel'skogo institut gradostroitel'stva Kiyev (for Marchenko).

KONDRAT'YEVA, N.Ya.

Development of geographical and mapping works for industrial design
and construction in prerevolutionary Russia. Vest. LGU 20 no.18 '65
Seria geologii i geografii no.3:121-127

(MIRA 18:10)

POPOV, Igor' Vladimirovich; KONDRAT'YEVA, N.Ye., kand. tekhn. nauk,
red.; KOZHINA, Z.M., red.; BRAYNINA, M.I., tekhn. red.

[Methodological principles for studying river channel processes] Metodicheskie osnovy issledovaniia ruslovogo protsessa. Pod red. N.E.Kondrat'eva. Leningrad, Gidrometeoizdat, 1961. 204 p.
(MIRA 16:2)

(Rivers)

KONDRAT' YEVA, O. F.

MEZHOV, I.A., inzhener-nachal'nik; BUDASHKIN, P.P., inzhener; BARANOV, V.N., inzhener; SKUYEV, V.I., inzhener; KADIL'NIKOV, M.F., inzhener; DERKACH, I.M., inzhener; KONDRAT'YEVA, O.F., tehnik; GURKIN, V.I., kandidat tekhnicheskikh nauk; SOLOV'YEVA, N.S., inzhener; UDOD, V.Ya., redaktor izdatel'stva; SKVORTSOVA, I.P., redaktor izdatel'stva; BOROVBIV, N.K., tekhnicheskii redaktor

[Model technological charts for sanitary engineering] Tipovye tekhnologicheskie karty po sanitarno-tekhnicheskim rabotam. Moskva, Gos.izd-vo lit-ry po stroit.i arkhit., 1957. 150 p. (MIRA 10:7)

1. Akademiya stroitel'stva i arkhitektury SSSR, Nauchno-issledovatel'skiy institut organizatsii i mekhanizatsii stroitel'stva. 2. Normativnoye byuro Tsudostroya Ministerstva putey soobshcheniya (for Meshov, Budashkin, Baranov, Skuyev, Kadil'nikov, Derkach, Kondrat'yeva)
3. Nauchno-issledovatel'skiy institut organizatsii i mekhanizatsii stroitel'stva (for Solov'yeva, Gurkin)
(Plumbing)

KONDRAT'YEVA, S.

Parks

Propagandizing the great projects of communism is the main task of parks of culture and rest. Kol't. prox. rab. 13 No. 9, 1952.

Monthly List of Russian Accessions, Library of Congress, December 1952. UNCLASSIFIED.

KONDRAT'YEVA, S. V. [Kondrat'eva, S.V.]

Formation of volitional qualities in older pupils in the process
of organizing public work. Nauk. zap. Nauk.-dosl. inst. psychol.
11:242-245 '59. (MIRA 13:11)

1. Pedagogicheskiy institut, Kamenets-Podol'sk.
(Children--Management)

YAVORSKIY, I.V.; KONDRAT'YEVA, T.A., red.

[Symmetry mappings of physical spaces in Fourier spaces;
computation tables] Otoobrazhenie simmetrii fizicheskogo
prostranstva v prostranstve Fur'ye; raschetnye tablitsy.
Moskva, Vysshaya shkola, 1964. 174 p. (MIRA 17:9)

GLOTOV, G.F.; BEZTSENNYY, P.Kh., prof., retsenzent; NESTEROV, A.F.,
dots., retsenzent; KONDRAT'YEVA, T.A., red.

[Preliminary operations, planning and construction of
engineering installations] Izyskanie, proektirovanie i
stroitel'stvo inzhenernykh sooruzhenii. Moskva, Vysshaia
shkola. Sec.3. 1964. 197 p. (MIRA 17:12)

KONDRAT'YEVA, T.A., red.

[Money circulation and credit in the U.S.S.R.] Denezhnoe obrashchenie i kredit SSSR; programma dlia studentov-zaochnikov po spetsial'nosti "Finansy i kredit." [n.p.] Rozvuzizdat, 1962. 18 p. (MIRA 16:6)

1. Moscow. Vsesoyuznyy zaochnyy finansovo-ekonomicheskii institut.


(Finance)

RAGULIN, V.V.; KONDRAT'YEVA, T.A., red.; CHIZHEVSKIY, E.M., tekhn.
red.

[Technology of rubber] Tekhnologiya reziny; uchebnoe po-
sobie dlia studentov zaocnogo obucheniia (k uchebnomu
planu, utverzhdennomu 30 fevralia 1960 goda). Moskva,
Rosvuzizdat, 1963. 158 p. (MIRA 17:1)

KONDRAT'YEVA, T.F., kandidat tekhnicheskikh nauk

Operation of a piston compressor with bar valves. Sbor. st.
NIKHIMMASH no.18:3-20 '54. (MLRA 8:9)
(Air compressors)



KONDRAT'YEVA, T. F.

14(1)

PHASE I BOOK EXPLOITATION

SOV/2472

Vsesoyuznyy nauchno-issledovatel'skiy i konstruktorskiy institut khimicheskogo mashinostroyeniya

Konstruirovaniye i issledovaniye kompressorov i vakuum-nasosov (Design and Investigation of Compressors and Vacuum Pumps) Moscow, Mashgiz, 1958. 90 p. (Series: Its: Sbornik statey, 22) 5,000 copies printed.

Ed.: V.A. Ruyantsev, Engineer; Ed. of Publishing House: A.M. Monastyrskaya; Tech. Ed.: A.F. Uvarova; Managing Ed. for Literature on Machine Building and Instrument Construction (Mashgiz): V.V. Pokrovskiy, Engineer.

PURPOSE: This collection of articles is intended for scientists and engineers working in the field of compressor manufacture, and also for students of vuzes specializing in compressors and vacuum pumps.

COVERAGE: The booklet consists of five articles. The first article presents investigation results and design data for determining resistances in strip-type automatic diaphragm valves. The second article presents for the first time results of the investigation of large diameter diaphragms used in diaphragm-type compressors. The third article presents, also for the first time, experimental results and methods for designing metallic packings for piston-compressor

Card 1/2

"APPROVED FOR RELEASE: 06/19/2000

CIA-RDP86-00513R000824220007-6"

Design and Investigation of Compressors (Cont.)

SOV/2472

rods. The fourth article presents test results and theoretical data for designing two-stage piston vacuum pumps. The last article presents data on designing diffusion-type oil vacuum pumps. No personalities are mentioned. References follow each article.

TABLE OF CONTENTS:

Kondrat'yeva, T.F. Determination of Energy Losses in the Automatic Valves of Piston Compressors	3
Moskalev, V.A. Investigating the Strength of Compressor Diaphragms	21
Sekunova, O.N. Engineer. Performance of Piston Compressor Packings	33
Frolov, Ye.S., Engineer; and V.D. Lubenets, Candidate of Technical Sciences, Volumetric and Power Characteristics of a Two-stage Vacuum Pump With a Slide-Valve Gear	
Pomerantsev, A.A., Professor, Doctor of Physical and Mathematical Sciences and K.P. Shumskiy, Candidate of Physical and Mathematical Sciences. The Theory of High-vacuum Steam-Injector Pump Nozzles	81

AVAILABLE: Library of Congress

Card 2/2

GO/END
11-24-59

KONDRAT'YVA, T.F., kand. tekhn. nauk.

Determining energy losses in self-acting valves of piston com-
pressors. Sbor. st. NIIKHIMASH no.22:3-20 '58. (MIRA 11:6)
(Air compressors) (Valves)

KONDRAT'YEVA, T.F., kand. tekhn. nauk

Determination of the dimensions of safety valves for vessels
operating under gas pressure. Khim. mash. no.4:29-32 JI-Ag '59.
(MIRA 12:12)

(Valves) (Pressure vessels)

L 15732-63

EPR/EWT(1)/BDS AEDC/AFFTC/ASD Ps-4 WW

ACCESSION NR: AR3002672

S/0124/63/000/005/B052/B052

SOURCE: Rzh. Mekhanika, Abs. 5B278

AUTHOR: Kondrat'yeva, T.F.

TITLE: Gas and liquid ejectors for corrosive media

CITED SOURCE: Tr. Vses. n.-i. i konstrukt. in-t khim. mashinostr., vyp. 32, 1959, 3-20

TOPIC TAGS: ejector , evacuator , gas ejector , corrosion, corrosive media, jet, supersonic flow, boiling

TRANSLATION: An account is given of methods of calculation of gas and liquid ejectors with a cylindrical mixing chamber. The method of E. Ya. Sokolov was used as the basis of the calculation. The final formulas are put in dimensionless form. For the simplification of the calculation, nomograms are constructed which allow a graphical determination of the ejector characteristics. Some examples are given of calculation of gas and liquid ejectors with the use of the suggested nomogram.

Card 1/2

L 15732-63

ACCESSION NR: AR3002672

There is a brief description of the results of experimental investigations of the gas and liquid ejectors for corrosive agents. The design of the ejectors is shown. Air ejectors were designed for removal from the room, of air with impurities consisting of a small quantity of vapor of a highly corrosive agent. The working medium is air under 5 atm pressure. During the intake, the diameter of the cylindrical part of the mixing chamber varies from 28 to 73 mm. Altogether, 26 ejectors were studied. It was clear that the maximum ejection coefficient was realized with a ratio of the area of the mixing chamber to the area of the critical cross section of the supersonic jet equal to 3.6. During the feeding of liquid ejectors the dependence of the ejection coefficient on the relation of the initial liquid temperature to the boiling temperature was obtained. Yu. A. Lashkov

DATE ACQ: 14Jun63

SUB CODE: PH, AE

ENCL: 00

Card 2/2

KONDRAT'YEVA, T.F., kand.tekhn.nauk; BYSTROV, N.M., inzh.

Efficient type of fully-opening safety valve. Khim.mash.
no.1:5-10 Ja '60. (MIRA 13:5)
(Valves) (Compressors)

KONDRAT'YEVA, T.F., kand.tekhn.nauk

Norms for calculating safety valves for compressor units.
Bezop.truda v prom. 4 no.9:19-21 S '60. (MIRA 13:9)

1. Nauchno-issledovatel'skiy institut khimicheskogo mashino-
stroyeniya.
(Compressors--Safety appliances)

S/184/60/000/005/016/021/XX
A104/A026

AUTHORS: Kondrat'yeva, T.F., Candidate of Technical Sciences and Petrova,
F.P., Engineer

TITLE: Pressure Oscillations in Suction Pipes and Their Influence on the
Performance of the Piston Compressor

PERIODICAL: Khimicheskoye mashinostroyeniye, 1960, No. 5, pp. 21 - 26

TEXT: The influence of pressure oscillations on the performance of the
piston compressor and their causes are discussed. Natural oscillations are not
affected by bends or local resistances, which only decrease the amplitude of
pressure oscillations. Theoretical and experimental investigations on pressure
oscillations in piston compressor pipes were carried out in the Leningradskiy
filial NIIKhIMMASHa (Leningrad Branch of the All-Union Designing and Scientific
Research Institute of Chemical Machinery) and admission criteria for one and
two-cylinder compressors were established. КСЭ-3м (KSE-3m) compressors with one
1st-stage cylinder, ЗИФ-5 (ZIF-5) compressors with two 1st-stage cylinders and
2ВГ (2VG) air compressors were used. A description of the method and instruments
used are given. Following conclusions were reached: the use of pressure oscil-

Card 1/2

KONDRAT'YEVA, T.F., kand.tekhn.nauk

Unification and selection of automatic valves in piston compressors.
Khim.mash. no.4:35-37 JI-Ag '62. (MIRA 15:7)
(Air compressors)

KONDRAT'YEVA, T.F., kand. tekhn.nauk; FOTIN, B.S., kand. tekhn.
~~nauk, tsenzent~~; YURKEVICH, M.P.; inzh., red.

[Safety valves for compressor units] Predokhranitel'nye
klapany dlia kompressornykh ustanovok. Moskva, Mashgiz,
1963. 178 p. (MIRA 16:9)
(Compressors--Safety appliances)

VASIL'YEVA, G.A.; POLOVTSEVA, Yu.M.; IGNASHCHENKOVA, N.V.;
ZAF'YANTSEVA, I.N.; SUDNIK, R.M.; PRAVEDKOVA, M.L.,
red.; KONDRAT'YEVA, T.F., kard.tekhn.nauk,red.; ALFEYEVA,N.A.,
inzh.red.

[Reliability and durability of piston machines; annotated bibliographical index: Soviet and foreign literature published in 1960-1963] Nadezhnost' i dolgo-
vechnost' porshnevykh mashin; annotirovannyi bibliograficheskii ukazatel': otechestvennaia i inostrannaia literature 1960-1963 gg. Leningrad, Otdel nauchno-
tekhn. informatsii, 1964. 144 p. (MIRA 18:7)

1. Moscow. Vsesoyuznyy nauchno-issledovatel'skiy i konstruktorskiy institut khimicheskogo mashinostroyeniya. Leningradskiy filial.

PIMENOVA, M.N.; KONDRAT'YEVA, T.F.

Some data on the utilization of acetate by *Chlamydomonas*
globosa. *Mikrobiologiya* 34 no.2:230-235 Mr-Apr '65. (MIRA 18:6)

1. Biologo-pochvennyy fakul'tet Moskovskogo gosudarstvennogo
universiteta imeni Lomonosova.

SOKOLOV, V.A.; KONDRAT'YEVA, T.I.

Preparation of medical applicators with various radioactive isotopes on the basis of ion exchanging materials. Med.rad.
no.1:28-32 '62. (MIRA 15:1)
(ION EXCHANGING SUBSTANCES) (RADIOISOTOPES—THERAPEUTIC USE)


KONDRAT'YEVA, T.M.

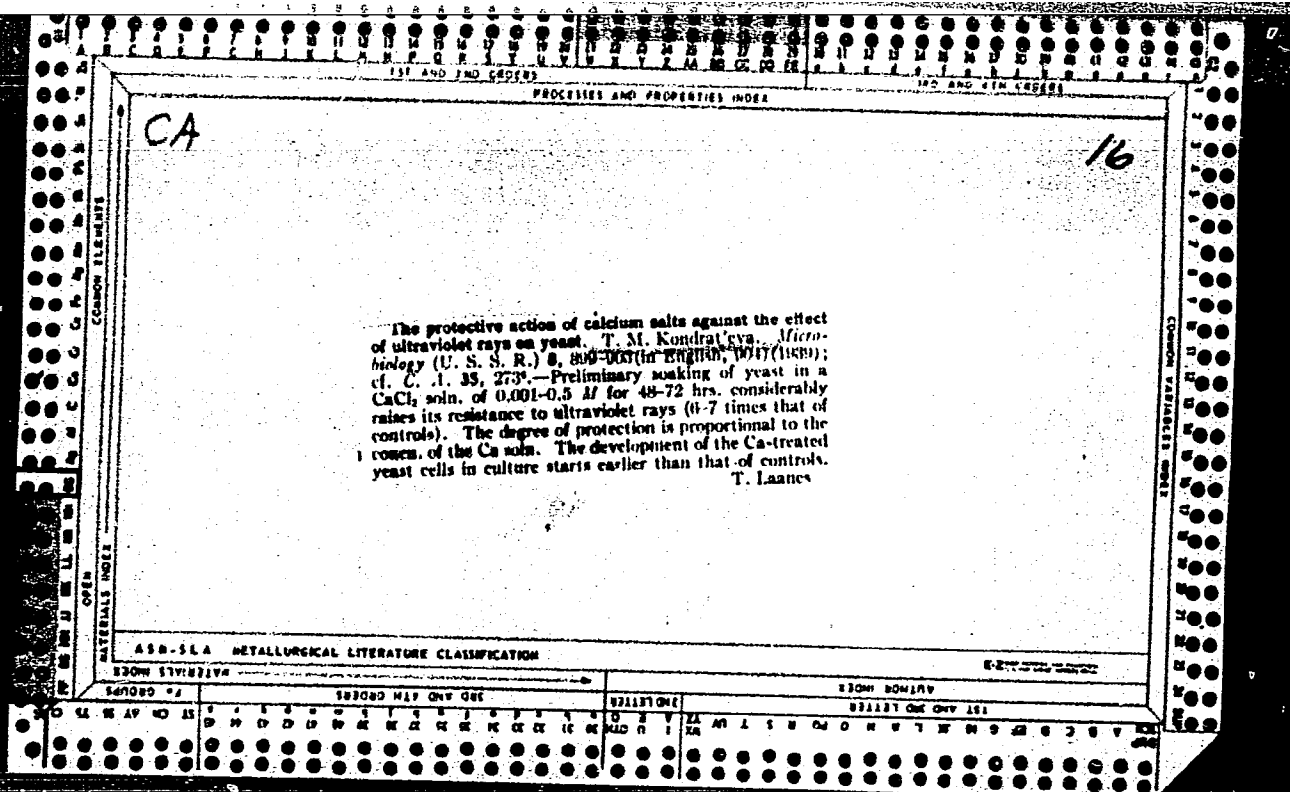
Diurnal variations of phytoplankton in the Sevastopol Bay.
Trudy SBS 10:8-26 '58. (MIRA 12:9)
(Sevastopol Bay--Phytoplankton)

KONDRAT'YEVA, T.M.; BELOGORSKAYA, Ye.V.

Distribution of phytoplankton in the Black Sea and its relation
with hydrological conditions. Trudy SBS 14:44-63 '61.
(MIRA 15:4)

(Black Sea--Phytoplankton)





CA

16

The effect of calcium salts on the structure and activity of yeast.—T. M. Kondrat'eva: *Microbiology* (U. S. S. R.) 9, 114-27 (in English, 127-8) (1940).—The changes induced by $CaCl_2$ or $CaSO_4$ in *Saccharomyces cerevisiae* depend on the concn. of the salt and exposure time. Fat and metachromatin increase, glycogen decreases. Fat and cell membranes thicken and the cell assumes a round shape. Ca in a concn. of 0.1 mol. stimulates spore formation, but depresses reproduction. Addn. of 0.1 mol. Ca to malt contg. yeast stimulates fermentation, but the yeast residue of calcinated wort thickens and does not creep. With Ca salts 62 new strains of yeast were obtained. Twenty of these retained the acquired characteristics for over 3 yrs.
T. Laanes

All-Union Inst. Agricultural Microbiol., Leningrad

ASH-51A METALLURGICAL LITERATURE CLASSIFICATION

KONDRAT'VA T. M.

KONDRAT'VA T. M.

Otnoshen'ya normal'nykh i alokachestvennykh kletok k vital'nykh
krasitel'nyam. [Behavior of normal and malignant cells in vital
stains]. Arkh. pat., Moskva 12:3 May-June 50 p. 32-9.

1. Of the Department of Experimental Cancer (Head--Prof. L. F. Le:ionov) of the Central Roentgenological, radiological, and Cancer Institute, Leningrad.

GI:HL 19, 5, Nov. 50

CA

11c

Functional state, reactivity, and constitution of cell protoplasm (by luminescence microscopy). M. N. Meisel, T. M. Kondratova, and N. A. Pomochnikova (Microbiol. Inst., Acad. Sci., Moscow). *Zhur. Obshch. Biol.* 12, 312-30 (1951).—Cells of *Saccharomyces ludwigii* were studied with luminescent stains such as acridine orange, berberine sulfate, eosinophosphine, auraphosphine, neutral red, thioflavine, acriflavine, primuline, auramine, and Congo red. Respiratory and fermentative cells were examined. Berberine sulfate at 50, 100, and 200 p.p.m. lowers O₂ absorption 15, 21.5, and 42.3% resp., but not the liberation of CO₂. These stains can be used to distinguish protoplasm, lipoids, volutin nuclei, vacuoles, granules, caryosomes, etc., in studies of normal and pathol. cell processes. Julian F. Smith

LARIONOV, L.F.; BUKHMAN, M.P.; KONDRAT'YEVA, T.M.

Ultraviolet absorption microscopy of live cells. Zh. obsh. biol.,
Moskva 12 no.6:394-407 Nov-Dec 51. (CIBL 21:4)

1. Experimental Cancer Department of the Central Roentgenological,
Radiological, and Cancer Institute.

KONDRAT'YEVA, T. M.

USSR/Medicine - Staining of Tissue
Cultures

11 Feb 51

"Fluorescent Staining of Tissues Being Grown Outside of the Organism," M. N. Meisel',
L. F. Larionov, T. M. Kondrat'yeva, Inst Microbiol, Acad Sci USSR, and Cen X-Ray,
Radiol and Cander Inst

"Dok Ak Nauk SSSR" Vol LXXVI, No.5, pp 723-725

Ordinary stains must be applied in concns so high that living processes are disturbed. Fluorescent dyestuffs (acridine orange, aurophosphine, and coriphosphine) produce distinct coloring and do not interfere with vital functions and growth of cultures of spontaneous and transferrable cancer of the mammary gland of mice, of transferrable sarcoma of rats, and of cultures from the liver, heart, and subcutaneous cellular tissue of embryos of mice and chickens. These dyestuffs bring about sharp structural differentiation which turns into paranecrosis under the action on Ringer's hypotonic soln, dilute alc, or acid. This paranecrosis is reversed and initial condition restored on application of Ringer's isotonic soln.

184T85

MEISEL', M.N.; KONDRAT'YEVA, T.M.; YEMEL'YANOV, K.N.

~~SECRET~~
Effect of large doses of roentgen rays on tissue cultures. Doklady
Akad. nauk SSSR 81 no.6:1047-1050 21 Dec 51. (CIML 21:5)

1. Presented by Academician A.I. Oparin 29 October 1951.
2. Laboratory of Biophysics, Isotopes and Irradiation attached to the Division of Biological Sciences of the Academy of Sciences USSR and the Central Roentgenological, Radiological, and Cancer Institute.

KONDRAT'YOVA, I.M.

Chemical Abst.
Vol. 48 No. 6
Mar. 25, 1954
Biological Chemistry

Action of penetrating radiation on cultures of tissues by the method of ultraviolet microscopy. L. P. Larionov, T. M. Kondrat'eva, and M. P. Bachman (Central Research. Radiol. and Cancer Inst., Leningrad). *Sov. Patol.* 13, No. 6, 69-75 (1953).—Typical photographic reproductions are shown which clearly indicate the usefulness of ultraviolet absorption microscopy for early detection of changes that take place in living cells. It appears to be more sensitive than the methods of vital staining. Changes in both the cytoplasm and the nucleus can be readily observed and alterations of nucleic acids or nucleoproteins can be detected. Penetrating radiation causes first of all changes in the absorption of nuclear nucleoproteins. The only later are the cytoplasmic components affected. The radiation employed was that produced by exposures to radon; the substrate was the mammary gland of a mouse with carcinoma. G. M. Kosolapoff

6-16-59
RMT

BRUMBERG, Ye.M.; LARIONOV, L.F.; KONDRA'T'YEVA, T.M.; KOROLEV, N.V.

Visual ultraviolet microscopy as a new method of study of live
cell. Doklady Akad. nauk SSSR 88 no. 6:1055-1057 21 Feb 1953.
(GLML 24:1)

1. Presented by Academician A. I. Abrikosov 6 January 1953. 2. Cen-
tral Roentgenological, Radiological, and Cancer Institute.

KONDRAT'YEVA, T.M.

Early cytological changes taking place in the marrow of animals
subjected to penetrating radiation. Dokl. AN SSSR 111 no.1:89-91
M-D '56. (MLBA 10:2)

1. Tsentral'nyy nauchno-issledovatel'skiy rentgeno-radiologicheskiy
institut. Predstavleno akademikom L.A. Orbeli.
(MARROW) (X RAYS--PHYSIOLOGICAL EFFECT)

~~KONDRATIYEVA, T. M.~~ , MEYSEL, H. N., SCNDAK, V. A. and GUTKINA, A. V.

"Fluorescence Microscopy Study of Early Changes Induced in the Tissues and
Organs of Irradiated Animals."

paper submitted for the Intl. Congress on Radiation Research, 10-16 Aug. 1958.
Burlington, Vermont.

BUKHMAN, M.P.; KONDRAT'YEVA, T.M.

Mechanism of the formation of micronecrotic foci in the bone marrow of animals caused by penetrating radiations (according to the data of fluorescence and ultraviolet microscopy). Biofizika 4 no. 4:454-459 '59. (MIRA 14:4)

1. Tsentral'nyy nauchno-issledovatel'skiy institut meditsinskoy radiologii, Leningrad.

(X RAYS—PHYSIOLOGICAL EFFECT) (MARROW)
(FLUORESCENCE MICROSCOPY)

BUKHMAN, M.P., KONDRAT'YEVA, T.M.

Investigation of the reaction of animal marrow cells to the action of ionizing and ultraviolet radiation by means of ultraviolet and fluorescent microscopy. *Tsitologia* 2 no.3:309-317 My-Je '60.
(MIRA 13:7)

1. Laboratoriya mikroskopii Instituta tsitologii AN SSSR i Otdel ot'dalennoy luchevey patologii Tsentral'nogo instituta meditsinskoy radiologii Ministerstva zdravookhraneniya SSSR.
(MARROW) (RADIATION--PHYSIOLOGICAL EFFECT)

BRUMBERG, Ye.M.; BARSKIY, I.Ya.; KOMBRAT'YEVA, T.M.; CHERNOGRYADSKAYA, N.A.;
SHUDEL', M.S.

Ultraviolet fluorescence microscopy of formed elements of the marrow
and peripheral blood. Dokl. AN SSSR 135 no.6:1521-1524 D '60.
(MIRA 13:12)

1. Institut tsitologii Akademii nauk SSSR. Predstavleno akademikom
A.N. Tereninym.

(MARROW) (BLOOD CELLS) (FLUORESCENCE MICROSCOPY)

BRUMBERG, Ye.M.; BARSKIY, I.Ya.; VARGINA, N.M.; KONDRAT'YEVA, T.M.

Use of ultraviolet microcinematography in observations on the
behavior of nucleic acids in living cells. TSitologiya 3
no. 1:85-88 Ja-F '61. (MIRA 14:2)

1. Gosudarstvenny opticheskiy institut i Tsentral'nyy institut
meditsinskoy radiologii Ministerstva zdravookhraneniya SSSR,
Leningrad.

(NUCLEIC ACIDS) (MICROCINEMATOGRAPHY) (ULTRAVIOLET RAYS)

KONDRAT'YEVA, T.M.; PINTO, R.I.

Early cytological changes in leucocytes following X irradiation of peripheral blood in vitro. *Tsitologiya* 3 no. 1:106-108 Ja-F '61. (MIRA 14:2)

1. Otdel otdelennoy luchevoy patologii TSentral'nogo instituta meditsinskoy radiologii Ministerstva zdravookhraneniya SSSR i Laboratoriya radiatsionnoy tsitologii Instituta tsitologii AN SSSR, Leningrad.

(LEUCOCYTES) (X RAYS—PHYSIOLOGICAL EFFECT)

BRUMBERG, Ye.M.; BARSKIY, I.Ya.; KONDRAT'YEVA, T.M.; CHERNOGRAYDSKAYA,
N.A.

Ultraviolet fluorescence of formed elements in the marrow and
peripheral blood of animals and man under normal and pathological
conditions. Report No. 1: Ultraviolet fluorescence of formed
elements in the marrow and peripheral. Biofizika 6 no. 1:114-118
'61. (MIRA 14:2)

1. Institut tsitologii AN SSSR, Leningrad.
(NARROW) (BLOOD CELLS) (FLUORESCENCE MICROSCOPY)

BARSKIY, I.Ya.; BRUMBERG, Ye.M.; KONDRAT'YEVA, T.M.

Ultraviolet fluorescence of bone marrow and peripheral blood elements in normal and pathological conditions in men and animals. Report No.2: Ultraviolet fluorescence of bone marrow and peripheral blood cells in animals in radiation injury. Biofizika 6 no.5:605-609 '61. (MIRA 15:3)

1. Institut tsitologii AN SSSR, Leningrad i Tsentral'nyy nauchno-issledovatel'skiy institut meditsinskoy radiologii Ministerstva zdravookhraneniya SSSR, Leningrad.

(RADIATION SICKNESS)

(MARROW)

(BLOOD CELLS)

KUMRAT'YEVA, T.M.

Diurnal variations in phytoplankton of the Black Sea. Trudy
SBS 16:53-70 '63. (MIR: 17:6)

BR

ACCESSION NR: AT404494

S/0000/64/000/000/0172/0178

AUTHOR: Kondrat'yeva, T. M.; Safronova, V. G.

TITLE: Irreversible changes in the blood cells of irradiated animals

SOURCE: Vosstanovitel'nyye protsessy* pri radiatsionnykh porazheniyakh (Recovery from radiation injuries); sbornik statey. Moscow, Atomizdat, 1964, 172-178

TOPIC TAGS: radiation sickness, leukopenia, hematopoietic system, blood cell, hemoglobin

ABSTRACT: Experiments in 800 white rats subjected to irradiation at a single dose of 500 r (62-93 r/minute) showed that an average of 30% animals died in the first 30 days. After six months, 50% of the animals remained alive, after 12 months, 18% and after 15 months only 10% remained alive. In the control group, only 20% of the animals died due to various reasons. Blood samples taken during the first 10 hours and then 1-5 days, and 1, 3, 6, 9, 12, 15, 18 and 22 months after irradiation showed that the RBC decreased slightly during the first nine months followed by erythropenia after 12 months which became more acute on approaching 15 months. The hemoglobin decreased in parallel with the RBC. At about 15 months the hemoglobin was 50% of normal. The reticulocytes increased as much as 6-fold in the

Card 1/2

VASIL'YEV, M.A.; KONDHAT'YEVA, T.P.

Simple variant for joining the nozzle of a spectrograph to a camera for microspectrographic analysis of blood. Sud.-med. ekspert. 4 no.3:34-35 J1-S '61. (MIRA 14:10)

1. Kafedra sudebnoy meditsiny (zav. M.A.Vasil'yev) Vitebskogo gosudarstvennogo meditsinskogo instituta.
(BLOOD ANALYSIS AND CHEMISTRY)
(MICROSPECTROPHOTOMETRY)

KONDRAT'YEVA, T. S., Master Med Sci —(diss) "Current disinfection of the children's
dysentery depts in the hospitals." Kazan', 1957, 17 pp (Central Sci-Res Inst
of Disinfection. Dept of Infectious Diseases of the Kazan' State ~~Univ~~ Inst
of Advanced Physician Training im. V. I. Lenin. Kazan' State Med Inst)
(KL, No 40, 1957, p.95)

USSR / Microbiology. Microorganisms Pathogenic to Humans and
Animals.

F-5

Abs Jour : Ref Zhur - Biol., No 20, 1958, No. 90942

Author : Kondrat'yeva, T. S.

Inst : Moscow Pharmaceutical Institute

Title : Microbiological Examination of the Pill and Packing
Departments of Chemical and Pharmaceutical Plants

Orig Pub : Sb. nauchn. rabot. Mosk. farmatsevt. in-t, 1957, 1,
365-372

Abstract : No abstract given

Card 1/1

~~Author: Kondrat'yeva, T.S.~~
Analyzing bacterial contamination of drugs in tablet form. Apt. delo
6 no.6:32-35 N-D '57. (MIRA 10:12)

1. Iz kafedry mikrobiologii (zav. - prof. M.M.Friselkov [deceased])
Moskovskogo farmatsevticheskogo instituta.
(DRUGS--ADULTERATION AND ANALYSIS) (BACTERIA)

KONDRAT' YEVA, T.S.

Microbiological analysis of tablets in the process of preparation. Apt.delo 8 no.2:28-31 Mr-Ap '59. (MIRA 12:5)

1. Iz kafedry mikrobiologii (zav. - prof. M.M.Friselkov [deceased]) Moskovskogo farmatsevticheskogo instituta.
(TABLETS (MEDICINE)--BACTERIOLOGY)

KONDRAT'YEVA, T.S.

Study of the bacterial contamination of drugs in tablet form. Apt.
delo 9 no. 5:91 9-0 '60.

(MIRA 13:10)

(TABLETS (MEDICINE)—BACTERIOLOGY)

ZELIKSON, Yu.I.; KONDRAT'YEVA, T.S.

Comparative evaluation of the antibacterial properties of
preservatives used in eye solutions. Apt. delo 12 no.2:35-37
Mr--Ap '63. (MIRA 17:7)

1. I Moskovskiy ordena Lenina meditsinskiy institut imeni I.M.
Sechenova.

ZELIKSON, Yu.I.; KONDRAT'YEVA, T.S.

Perfecting the quality and technology of preparing eye lotions.
Apt. delo 13 no.1:18-22 Ju-l' '64. (MIRA 17:4)

1. Farmatsevticheskiy fakul'tet I Moskovskogo ordena Lenina
meditsinskogo instituta imeni Sechenova.

KOROVIN, S.Ye., kand.biolog.nauk; TIMPKO, V.A., kand.biolog.nauk;
TIKHONENKO, I.I.; KONDRAT'YEV, T.V.; SMYCHNIKOVA, T.V.;
TSITSIN, N.V., akademik, otv.red.; FORTUNATOV, I.K., red.
izd-va; GUSEVA, A.P., tekhn.red.

[Botanical gardens of the world; brief manual] Botanicheskie
sady mira; kratkii spravochnik. Moskva, Izd-vo Akad.nauk
SSSR, 1959. 102 p. (MIRA 12:10)

1. Moscow. Glavnyy botanicheskiy sad. 2. Direktor Glavnogo
botanicheskogo sada AN SSSR (for TSitsin).
(Botanical gardens)

KANDRATYEVA, V.A.

PLASTIC BOOK EDUCATION 809/207

Plastmassy, strength, vley (foam plastics: collection of articles) Moscow, Gornostai, 1960. 282 p. Krasa Oly inserted. 5,050 copies printed. Ed.: A.A. Kolesov, Candidate of Technical Sciences. V.V. Pavlov, and N.Ye. Sorokina. Moscow Ed.: A.S. Zaporozhny, Engineer; Ed. of Publishing House: I.A. Demov; Techn. Ed.: V.I. Orshchikova.

PREFACE: This book is intended for engineers and technical planning and manufacturing products and structures using lightweight fillers, and for workers of the foam plastic industry.

CONTENTS: The volume contains 1) studies on foam plastics and foaming agents. Some of the studies contain data on the technology of producing foam plastics from polyurethane and polyurethane-epoxy, polyurethane-phenol, polyurethane-phenol rubber compositions, polyurethane-phenol, polyurethane-phenol, polyurethane-phenol based on organic silicon resins, etc. Some studies contain data on the position of foam plastics, the effect of technological factors and volumetric weight on the physical, mechanical, and dielectric properties of foam plastics, and on the fields of application of foam plastics. Several studies deal with the production technology of various foam plastics for antenna installations in aircraft units. It is stated in the foreword that the Soviet Union produces and exports foam plastic sheets based on thermoplastic and thermosetting polymers in the form of sheets, foams, and porous structures. Fifteen authors including some of the most specific and applications are listed. There are also studies on the author of Goststandart's gisopolimernykh plastmass (foam plastics) (Principles of Production of the Filled Plastics and Elastomers) published by Goststandart in 1958.

2) studies on the production of polyurethane foam based on the technology of foaming agents. This study presents experimental data on the physical and mechanical properties of polyurethane foam produced using four different foaming agents. It describes the properties of the foaming agents, the composition of the foam plastic sheets, and pressing conditions for different compositions.

3) studies on the production of polyurethane foam using various foaming agents. This study presents experimental data on hollow and compact foam plastic sheets. It is concluded that all types of foam can be used as filler for various structures and that the use of such fillers will reduce the weight and cost of the product.

4) studies on the production of polyurethane foam using various foaming agents. This study presents experimental data on hollow and compact foam plastic sheets. It is concluded that all types of foam can be used as filler for various structures and that the use of such fillers will reduce the weight and cost of the product.

5) studies on the production of polyurethane foam using various foaming agents. This study presents experimental data on hollow and compact foam plastic sheets. It is concluded that all types of foam can be used as filler for various structures and that the use of such fillers will reduce the weight and cost of the product.

6) studies on the production of polyurethane foam using various foaming agents. This study presents experimental data on hollow and compact foam plastic sheets. It is concluded that all types of foam can be used as filler for various structures and that the use of such fillers will reduce the weight and cost of the product.

7) studies on the production of polyurethane foam using various foaming agents. This study presents experimental data on hollow and compact foam plastic sheets. It is concluded that all types of foam can be used as filler for various structures and that the use of such fillers will reduce the weight and cost of the product.

17.4312

15 8460 also 2209

26994

S/191/61/000/009/004/007
B110/B218

AUTHORS:

Popov, V. A., Nikolayev, I. N., Smirnov, R. N.,
Kondrat'yeva, V. A.

TITLE:

Production of heat-resistant polymers by pyrolysis. Foam
cokes

PERIODICAL:

Plasticheskiye massy, no. 9, 1961, 26-28

TEXT: The authors produced heat-resistant foamed materials by coking various gas-filled plastics. Initial foamed-material specimens were placed in a special mixture, [Abstracter's note: not identified.] and uniformly heated to a temperature exceeding that of their pyrolysis; then they were again uniformly cooled to room temperature. The material did not come in contact with air, and the volatile products were removed. The authors found that the original configuration of the initial specimen may be preserved with uniform reduction of all dimensions in an oriented position with respect to the thermal field. The relations between chemical structure, behavior in pyrolysis, and properties of foam cokes were determined. Foamed materials of linear thermoplastic (polystyrene, polyvinyl chloride) and linear, weakly thermosetting polymers (polyurethane, epoxy resins) were
Card 1/5

26994

S/191/61/000/009/004/007
B110/B218

X

Production of heat-resistant...

destroyed. Foam cokes were produced from foamed, hardened high-molecular plastics with rigid trimeric structure and numerous crosslinks: foamed phenoplastics, organosilicon foamed materials and their modifications, and foamed materials produced on epoxy resin basis, the bisphenol of which was substituted by a multifunctional complex on the basis of bivalent phenols (foamed material Φ (ER)). The number of crosslinks affects the heat resistance decisively. Aromatic nuclei do not affect it in linear, only in steric polymers. The volume weights of the initial foamed plastics and the foam cokes obtained from them lie very close to each other, a slight increase (7-10 %) in the weight of the latter is explained by the removal of volatile pyrolysis products. As compared with the initial foamed plastics, the foam cokes have higher rigidity, heat resistance, and compressive strength both at room and at high temperatures. This holds true especially for foam cokes from initial foamed materials consisting of trimeric polycondensates and linear-structure polymers. The yield in volatile products in coking is not additive but depends on the interaction between polymers and radicals formed in their pyrolytic cleavage. In contrast to non-conducting foamed plastics, foam cokes are weakly conductive. The change in weight and linear dimensions of Φ K-20 (FK-20) foamed plastics with different amounts of fillers show that the

Card 2/5

Production of heat-resistant...

26994

S/191/61/000/009/004/007
B110/B218

latter (particularly C-containing fillers, such as graphite, carbon black, coke) change the yield in volatile pyrolysis products considerably. They improve the stability of geometric dimensions, mechanical strength, and electrodynamic parameters of foam cokes but reduce their compressive strength at high temperatures.) Finely disperse Al powder added is supposed to react with radicals formed in pyrolysis. Al, Al_2O_3 , SiO_2 do not affect the yield in volatile products, but reduce the compressive strength at high temperatures. Carbon-containing fillers increase the yield in foam cokes, and reduce the heat resistance to deformation. Metal salts of orthosilicic acid ($ZrSiO_4$, $CaSiO_4$) increase the strength at high temperatures. FK-20

foam cokes with and without fillers preserve, during pyrolysis, their original structure. Microphotographic studies have shown that the characteristic features of the foam structure such as distribution of unit cells, presence or absence of cavities and cracks, etc., remain practically unchanged in pyrolysis. The authors suggest the use of foam cokes as light, highly heat-resistant, heat-insulating materials chemically resistant and heat-resistant sorbents, electrical engineering materials and catalyst supporters. There are 3 figures, 4 tables, and 8 references: 7 Soviet and 1 non-Soviet.

Card 3/5

26994

S/191/61/000/009/004/007
B110/B218

Production of heat-resistant...

Table 4. Physicomechanical properties of FK-20 foamed plastics containing different fillers, before and after coking. Legend: (1) filler, (2) filler amount, %, (3) volume weight, g/cm^3 , (4) specimen weight, g, (5) loss in weight, (6) yield in foam coke, % by weight, (7) specimen dimensions after coking, mm, (8) compressive strength limit after 1 hr heating to 300°C , kg/cm^2 , (9) before coking, (10) after coking, (11) without filler, (12) without filler, (13) Al powder, (14) industrial Al_2O_3 , (15) $\text{Al}_2\text{O}_3 \cdot \text{SiO}_2$, (16) chemically pure SiO_2 (no.171), (17) ZrSiO_4 mineral, (18) ditto, (19) CaSiO_4 mineral, (20) industrial graphite, (21) acetylene black, (22) carbon black no. 137, (23) coke of foamed plastic FK-20.

Card 4/5

POPOV, V.A.; NIKOLAYEV, I.N.; SMIRNOV, R.N.; KONDRAT'YEVA, V.A.

Problems involved in the production of heat-resistant polymer materials by pyrolysis. Plast.massy no.9:26-29 '61. (MIRA 15:1)
(Polymers--Thermal properties)

15.8460
15.809239836
S/081/62/000/011/049/057
E202/E192

AUTHORS: Popov, V.A., and Kondrat'yeva, V.A.

TITLE: Foam plastics based on phenol-formaldehyde resins and their compatibility with rubbers and fillers

PERIODICAL: Referativnyy zhurnal, Khimiya, no.11, 1962, 592-593, abstract 11 P 79. (In the Symposium: "Penoplastmassy" ("Foam Plastics"), Moscow, Oborongiz, 1960, 91-108).

TEXT: Foam plastics of types $\Phi\Phi$ (FF) and ΦK (FK) are prepared on the basis of phenol-formaldehyde resin no.18 of the novolac type, acrylonitrile rubber CKH-40 (SKN-40), hexamethylenetetramine (hardener for the novolac type resins), S (vulcanising agent for the rubber) and product no.57 (foaming agent). All these components, with the exception of rubber, are mixed in a ball mill for 2-3 hours and the mixture is used as an intermediate for the preparation of FF. In order to prepare intermediate product FK the composition is rolled with rubber for 20-25 minutes at a temperature $\leq 60-70$ °C. The intermediate FK comes out in the form of film or powder or thread-like material. The foaming (90-110 °C), hardening (150-200 °C) and

Card 1/2

Foam plastics based on phenol- ... S/081/62/000/011/049/057
E202/E192

thermal treatment take place directly in the mould. Properties of foam plastics types FF and FK and the fields of their applications are given. Material FF is recommended for use as a heat insulator (up to a working temperature of 150 °C and in the absence of air up to 200 °C) and also for the preparation of floating safety appliances (lifebelts, floats, etc). Foam plastic FK-20 is suitable for the heat insulation of various objects with its working temperature up to 120-130 °C. When aluminium powders of type ПAK-4 (PAK-4) or ПAK-3 (PAK-3) are introduced into foam plastic FK-20, thermal stability and strength properties are considerably improved (up to a working temperature of 200-250 °C and for short working intervals up to 300-350 °C). Foam plastic FK-40 (with increased quantity of rubber) is used in articles which are subjected to vibrations, acting as a strengthening and deforming filler, and also as a heat insulating material particularly in articles of cylindrical form (at temperatures up to 100 °C and in sealed structures up to 120-130 °C). The technology of preparation of the foam plastics and the articles made therefrom are described in detail.

Card 2/2 [Abstractor's note: Complete translation.]

POPOV, V.A.; SMIRNOV, R.N.; KULYAY, Z.T.; KONDRAT'YEVA, V.A.

Preparation of heat-resistant polymer materials by pyrolysis
methods. Foam graphites. Plast. massy no.12:18-21 '62.

(Polymers--Thermal properties) (Pyrolysis) (MIRA 16:1)

POPOV, V.A.; MOISEYEV, A.A.; BORODIN, M.Ya.; KONDRAT'YEVA, V.A.;
GORSKIY, K.P.; KAZAKOVA, Z.I.; TROYAN, G.V.; DURASOVA, T.F.;

[Foam plastics and porous plastics] Penoplasty i poroplasty.
Moskva, Goskhimizdat, 1962. 30 p. (MIRA 16:8)

1. Moscow. Vystavka dostizheniy narodnogo khozyaystva SSSR.
(Plastics)

KONDRAT'YEVA, V.F.

Kondrat'yeva, V.F. "On the problem of sulfidine therapy of anaerobic infections", Trudy Kuybyshevsk. gos. med. in-ta, Vol. II, 1948, p. 35-42.

SO: U-3042, 11 March 53, (Letopis 'nykh Statey, No. 9, 1949)

KONDRAT'YEVA, V.F.; BELONOVSKIY, G.D., professor, zaveduyushchiy; ZNAMENSKIY, G.A., professor, direktor.

Preparation of a dry medium for the detection of B. Perfringens. Author's abstract. Zhur.mikrobiol.epid.i immun. no.8:64-65 Ag '53. (MLRA 6:11)

1. Kafedra mikrobiologii Gosudarstvennogo ordena Lenina instituta usovershenstvovaniya vrachey im. S.M.Kirova (for Belovskiy). 2. Gosudarstvennyy ordena Lenina institut usovershenstvovaniya vrachey im. S.M.Kirova (for Znamenskiy, G.A.). (Bacteriology--Cultures and culture media)

1. KONDRAT'YEVA, V. F.
2. USSR (600)
4. Stickleback
7. Bactericidal properties of the oil of the three-spined stickleback, Priroda, 42, No. 2, 1953.

9. Monthly List of Russian Accessions, Library of Congress, April, 1953, Uncl.