

NOVORASOVA, P.Ya.; FEYGEL'SON, A.S.; KOROBKOV, G.G.; GOR'KOVA, A.V.

Change of some biochemical indexes in experimental tumor growth and following treatment with cortisone. Trudy Sar. gos. med. inst. 26:76-80. '59. (MIRA 14:2)

1. Saratovskiy meditsinskiy institut, kafedra patologicheskoy fiziologii (zav. - dotsent P.Ya. Novorasova). (SUCCINIC DEHYDROGENASE) (TUMORS) (CORTISONE)

KOROBKOV, G.G.; TERESHCHENKO, I.F.; RYKOVA, V.I.

Effect of a varying content of protein and vitamins in the diet on the susceptibility of white rats to plague infection. Vop. pit. 22 no.3:36-40 My-Je '63. (MIRA 17:8)

1. Iz Irkutskogo nauchno-issledovatel'skogo protivochumnogo instituta Sibiri i Dal'nego Vostoka (dir. - prof. I.V. Domaradskiy).

KOROJEKOV, G.G.; KUKLINA, Ye.A.

Pathogenesis of plague intoxication. Dokl. Irk. gos. nauch.-issl.
protivochum. inst. no.5:96-98 '63 (MIRA 18:1)

KOROBKOV, G.G.; TERESHCHENKO, I.F.

Effect of vitamin B₁ deficiency in food on the susceptibility of
albino rats to plague infection. Vop. pit. 23 no.5:67-70 S-O '64.
(MIRA 18:5)

1. Fatofiziologicheskaya laboratoriya (zav. G.G.Korobkov)
Irkutskogo nauchno-issledovatel'skogo protivochumnogo instituta.

E 28421-66 EWT(1)/T JK

ACC NR: AP6019124

SOURCE CODE: UR/0016/65/000/011/0140/0141

AUTHOR: Korobkov, G.G.; Vasyukhina, L.V.

21
B

ORG: Irkutsk Scientific Research Antiplague Institute (Irkutskiy nauchno-issledovatel'skiy protivochumnyy institut)

TITLE: Effect of avirulent plague microorganisms injected simultaneously with virulent microorganisms on resistance to infection

SOURCE: Zhurnal mikrobiologii, epidemiologii i immunobiologii, no. 11, 1965, 140-141

TOPIC TAGS: microbiology, immunology

ABSTRACT: Higushi and Smith (1961) showed that avirulent mutants regularly arise in a plague culture. Therefore, most plague cultures consist of both virulent and avirulent strains. The authors of this article undertook to determine whether the presence of avirulent microorganisms has any effect on the development of the infection process. Five series of experiments revealed that avirulent microorganisms (live and killed) injected simultaneously with virulent ones have an anti-infectious (protective) action regardless of the injection site. The authors attribute this effect to the capacity of avirulent microorganisms to intensify the phagocytic activity of cells of the reticuloendothelial system. It is comparable to the phenomenon of infection of animals with a large dose of a strain possessing unstable virulence wherein there is no direct relationship between the number of microorganisms injected and the death of the animals. /JPRS/

SUB CODE: 06 / SUBM DATE: 26Mar65

Card 1/1 ✓

UDC: 616.981.452-097.3-02:615.371.576.851.45.097.21

SMIRNOV, A.S.; KOROBKOV, G.I., redaktor; POLOSINA, A.S., tekhnicheskii redaktor.

[Mugallin Gimazov, an expert in oil and gas well drilling] Mugallin Gimazov - peredovoi master burenia skvashin. Moskva, Gos.nauchno-tekhn.isd-vo neftianoi i gorno-toplivnoi lit-ry, 1956. 66 p.(Opyt novatorov neftianikov) (MIRA 9:4)
(Gimazov, Mugallin Mingasovich) (Oil well drilling)

KOROBKOV, G. V.

Legkaya atletika (Sovety sel'skim legkotlotam) Light athletics (advice to light athletes from rural areas). Moskva, "fizkul'tura i sport," 1952. 48 p.

SO: Monthly List of Russian Accessions, Vol 6, No. 3, June 1953

KOROBKOV, I.; KAZANTSEV, V.

Organizing transportation on the small rivers of Perm Province.
Rech.transp. 20 no.6:22-24 Je '61. (MIRA 14:6)
(Perm Province--Inland water transportation)

KOROBKOV, I. A.

"On the Age of the Sakaraul Horizon," Dok. AN, 22, No. 2, 1939. Geol. Oil
Prospecting Inst. c1939-.

KOROBKOV, I. A.

Mr., Leningrad State Univ., -1947-.
"New Data on the Age of the Lower Maikop Beds of the Crimea and the Caucasus," Dok. AN,
53, No. 1, 1946

KOROBKOV, I.A.

Stratigraphy and mollusks of the upper Eocene in the Ukraine and
Caucasus. Vest. LGU 2 no.4:139-146 Ap '47. (MIRA 12:9)
(Russia, Southern—Geology, Stratigraphic) (Mollusks, Fossil)

KOROBEKOV, I.A., doktor geol.-min.nauk

Analysis of mollusks found in the Maikop petroleum series.
Vest. LGU 2 no.5:26-51 My '47. (MIRA 12:9)
(Mollusks, Fossil)

PA 49722

KOROPKOV I. A.

Geology
Stratification

Oct 1947

Growth of the Eiburganelli Layer of Paleocene Deposits of the Northern Caucasus, " I. A. Koropkov, Leningrad State U, 3 pp

"Dokl Akad Nauk SSSR, Nova Ser" Vol LVIII, No 3

Briefly reports results of many years of study on the mollusks he obtained from various parts of the Northern Caucasus. Study permitted him to come to some definite conclusions on the growth of the lower layers of the Paleocene deposits of this area. States that most important result of his work is that it permits some degree of paleogeographic

Geology (Contd)

49722
Oct 1947

Reconstruction of deposits of this area. Submitted by Academician D. S. Belyankin, 20 May 1947.

49722

КГОБКВ, I. A.

"Stratigraphy and Fauna of Mollusks of Neogenic Deposits of the Region Beyond the Carpathians in Ukrainian SSR," Dok. AN, 62, No. 3, 1948.
All-Union Scientific Research Institute of Geological Oil Prospecting, -c1948

KOROBKOV, I. A.

Science

Introduction to the study of fossil mollusks; lamelibranchia and gastropoda,
Leningrad, Izd-vo Leningradskogo gos. universiteta, 1950.

9. Monthly List of Russian Accessions, Library of Congress, March 195~~2~~ Unclassified.

KOROBKOV, I.A.

Aturia (Atruroidea) nephela n.sp. from gray marl of southern
Daghestan. *Vop.paleont.* 1:61-75 '50. (MLBA 9:5)
(Daghestan--Nautiloidea, Fossil)

KOROBKOV, I.A.

~~Some species of mollusks from Eocene deposits in the vicinity of
the Kushk Valley in Turkmenia. Uch.zap.Len.un.no.102:28-58 '50.~~
(MIRA 10:1)

(Kushk Valley--Mollusks, Fossil)

KOROBKOV, I.A.

Pectinidae of the Paleogene in Central Asia. Trudy Len.ob-va
est. 68 no.2:64-101 '51. (MLBA 9:3)
(Asia, Central--Scallops, Fossil)

KOROBKOV, I.A.

(USSR/Geophysics - Clays

Jan 52

"Problem of the Age of Kishtsel Clays of Hungary," N.A. Korobkov.
Vest. Leningrad U., Ser Geol, Biol., Geog., Vol. 7, no. 1, pp 111-114

States that the Kishtsel Clays of Hungary and the marlaceous clays in the upper part of the foraminifera layers of the Northern Caucasus are extremely close to the lithological character and, mainly, composition of mollusk fauna. In comparing the formations' remarkable resemblance lithologically and faunistically one is obliged to assume that it proves their synchronism.

KOROBKOV, N. A.
I. A

260147

USSR/Geology - Deposits, Turkmen SSR 21 May 53

"New Findings of Konkskiy Horizons on the Krasnovodskiy Plateau," A. B. Vistelius and N. A. Korobkov, Lab of Aeromethods, Acad Sci USSR

2
DAN SSSR, Vol 90, No 3, pp 445-448

Establish the age of subject deposits, which have up to the present time been accepted as the Chokrakskiy of the Krasnovodskiy Plateau; explain the conditions of their deposition, which is important for fully understanding the paleogeography of the Miocene in Turkmen. Presented by Acad D. V. Malivkin 9 May 53.

260147

KOROBKOV, I.A.; KUZNETSOV, S.S., professor, redaktor; KELAREV, L.A., redaktor.

[Description of fossil organisms; brief handbook of methods to aid the geologist-stratigrapher] Opisanie iskopaemykh organizmov; kratkoe metodicheskoe rukovodstvo, v pomoshch' geologu-stratigrafu. Leningrad, Izd-vo Leningradskogo universiteta, 1954. 45 p. [Microfilm](MIRA 7:11)
(Paleontology)

KOROBKOV, I.A.; KRYMOOL'TS, G.Ya., redaktor; YASHCHURZHINSKAYA, A.B.,
vedushchiy redaktor; SOKOLOVA, Ye.V., tekhnicheskiiy redaktor

[Handbook and methodology manual on Tertiary mollusks;
lamellibranchia] Spravochnik i metodicheskoe rukovodstvo po tre-
tichnym molliuskam; plastinchatoshabernye. Leningrad, Gos. nauchno-
tekhn. izd-vo neftianoi i gorno-toplivnoi lit-ry, Leningradskoe
otdelenie, 1954. 444 p. (MIRA 7:10)
(Lamellibranchiata, Fossil)

Королева, И. А.

IL'INA, Agniya Petrovna; ~~KOROLEVA, I. A.~~ редактор; MOLOKOVA, Ye. I.,
vedushchiy redaktor; GENNAD'YEVA, I.M., tekhnicheskii redaktor.

[Paleogene mollusks of northern Ust-Urt; Chegan and Ashcheayryk series.] Molluski paleogena Severnogo Ustiartha; cheganskia i ashcheayrykskaia svity. Leningrad, Gos. nauchno-tekh. izd-vo neft. i gorno-toplivnoi lit-ry, Leningr. otd-nie, 1955. 90 p. (Leningrad. Vsesoiuznyi neftianoi nauchno-issledovatel'skii geologorazvedochnyi institut. Trudy, no.89)

(Ust-Urt--Mollusca, Fossil)

KOROBKOV, Il'ya Alekseyevich; KRYMGOL'TS, G.Ya., redaktor; YASHCHURZHIN-
SKAYA, A.B., redaktor; GEMNAD'YEVA, I.M., tekhnicheskij redaktor

[Manual and systematic guide for tertiary mollusks; gastropoda]
Spravochnik i metodicheskoe rukovodstvo po tretichnym molliuskam;
briukhonogie. Leningrad, Gos. nauchno-tekhn. izd-vo neftianoi i
gorno-toplivnoi lit-ry, Leningradskoe otd-nie, 1955. 795 p.
(Gastropoda) (MIRA 9:2)

VISTELIUS, A.B., KOROBEV, I.A., ROMANOVA, M.A., SEMENOVICH, V.V.

On the age of the lower layers of red beds on the Cheleken peninsula. Dokl. AN SSSR 105 no.4:786-789 D '55. (MLRA 9:3)

1. Laboratoriya aerometodov Akademii nauk SSSR. Predstavleno akademikom D.V. Malivkinym.
(Cheleken--Geology, Stratigraphic)

KOROBKOV, I.A.

**Mollusks of the Northern Caucasus middle Eocene and their living conditions. Uch.sop.Len.un. no.189:158-230 '55. (MLRA 8:12)
(Caucasus, Northern--Mollusks, Fossil)**

KOROBKOV, I. A.

Systematics of the family Pectinidae, Vest. LGU 12 no.18:29-33 '57.
(Lamellibranchiata, Fossil) (MIRA 11:3)

SAVEL'YEV, Anatoliy Antonovich; KOROBEKOV, I.A., red.; RUSAKOVA, L.Ya.,
vedushchiy red.; YASHCHURZHINSKAYA, A.B., tekhn. red.

[Lower Cretaceous Trigonidae of Mangyshlak and western Turkmenia
(with a systematic and phylogenetic survey of the family)]
Nishnemelovye trigoniidy Mangyshlaka i Zapadnoi Turkmenii (s
ocherkom isistematiki i filogenii semeistva). Leningrad. Gos.
nauchno-tekhn. izd-vo neft. i gorno-toplivnoi lit-ry Leningrad-
skoe otd-nie. 1958. 515 p. (Leningrad. Vsesoiuznyi neftianoj
nauchno-issledovatel'skij geologo-razvedochnyj institut. Trudy,
no.125) (MIRA 12:2)

(Mangyshlak Peninsula--Lamellibranchiata, Fossil)
(Turkmenistan--Lamellibranchiata, Fossil)

SOV/165-58-6-22/24

AUTHORS: Vistelius, A.B. and Korobkov, I.A.
TITLE: About Certain Questions of the Geology of the Western Turkmenistan
PERIODICAL: Izvestiya Akademii nauk Turkmenskoy SSR, 1958, Nr 6, pp 115-119 (USSR)
ABSTRACT: The authors criticize various omissions, inexactnesses and rashly formulated conclusions in reference to specific problems in "The Geology of Turkmenistan", which was published as the 22nd volume of "The Geology of the USSR". There are: 1 table and 1 photo.
ASSOCIATION: Institut geologii AN Turkmenskoy SSR (Geological Institute of AS of the Turkmenian SSR)
SUBMITTED: August 14, 1958

Card 1/1

APPROVED FOR RELEASE: 06/14/2000 CIA-RDP86-00513R000824730008-9"

KOROBKOV, I.A., nauchnyy red.; DESHALYT, M.G., vedushchiy red.;
GENNAD'YEVA, I.M., tekhn.red.

[Stratigraphy and fauna of Jurassic and Cretaceous sediments in the Volga Valley portion of Saratov Province] Stratigrafiya i fauna iurskikh i melovykh otlozhenii Saratovskogo Povolzh'ia. Leningrad, Gos.nauchn.-tekh.isd-vo neft.i gornotoplivnoi lit-ry. Leningr.otd-nie. 1959. 524 p. (Leningrad. Vsesoiuznyi neftianoi nauchno-issledovatel'skii geologorazvedochnyi institut. Trudy, no.137). (MIRA 13:2)

(Saratov Province--Geology, Stratigraphic)

KOROBKOV, I.A.; MIRONOVA, L.V.; OVECHKIN, N.K.; YARKIN, V.I.

"Stratigraphy and fauna of lower Tertiary sediments in the Ukraine" by M.N.Kliushnikov. Reviewed by I.A.Korobkov and others. Sov.geol. 2 no.1:150-152 Ja '59. (MIRA 12:4)

1. Vsesoyuznyy nauchno-issledovatel'skiy geologicheskii institut.
(Ukraine--Geology, Stratigraphic) (Ukraine--Paleontology)
(Kliushnikov, M.N.)

KOROBKOV, I.A.; SMIRNOV, L.N.

Discovery of *Parmacella* (Mollusca, Pulmonata) in upper Tertiary
and Quaternary deposits of Badkhyz and Karabil'.
Paleont.zhur. no.4:100-104 '59. (MIRA 13:6)

1. Leningradskiy gosudarstvennyy universitet imeni A.A.Zhdanova.
(Badkhyz—Pulmonata, Fossil)
(Karabil'—Pulmonata, Fossil)

3(0)

AUTHOR:

Korobkov, I. A.

SOV/20-124-3-46/67

TITLE:

New Data on the Faunistic Characteristics of the Buchakskaya and Kiyev-Suites of the South Ukraine (Novyye dannye o faunisticheskoy kharakteristike buchakskoy i kiyevskoy svit Yuzhnoy Ukrainy)

PERIODICAL:

Doklady Akademii nauk SSSR, 1959, Vol 124, Nr 3, pp 656-657 (USSR)

ABSTRACT:

Yu. B. Bass, Chief Geologist of the Yuzhno-Ukrainskaya geologicheskaya ekspeditsiya (South Ukrainian Geological Expedition) presented the author numerous cores from bore holes for study in 1956. The wide distribution of the suites mentioned in the title and the Khar'kovskaya suite in southern Ukraine was confirmed by identification of the species assemblage of the mollusk fauna. The stratigraphic species assemblage of the first two suites in this region shows peculiarities of species associations which are characteristic for these as well as suites distributed farther to the north. Species were found which are new in the Paleogene of the USSR, as well as endemic species and varieties. The species assemblage

Card 1/3

New Data on the Faunistic Characteristics of the Buch- SOV/20-124-3-46/67
akskaya and Kiyev-Suites of the South Ukraine

of the Buchak/^{akskaya} suite is relatively poor: 36 species and varieties which belong to 21 genera. All of the 13 species which are new for the USSR, as well as 4 endemic species (one of them with 4 varieties) are a part of the complex which is characteristic for the Middle Eocene of West Europe. 11 species of this complex are common to the Buchak/^{akskaya} complex of the part of the Ukraine lying farther to the north. The mollusks of the Kiyev suite are much more abundant and manifold. Moreover, a larger number of small foraminifera (they were rare in the Buchak/^{akskaya}) occur, even nummulites (4 species), although the latter are rarer. In addition the following were found: Flagellata-Coccolithophoridae; Coelenterata-Heliastraea, Dendrophyllia, Balanophyllia; Echinoidea - shell-splinters and needles; Vermes - Serpula-Rohren; Bryozoa - shreds of nets of Membraniporidae; Brachiopoda - Cistella (Argyrotheca) cornuta; Crustacea - numerous Ostracoda species; crabs- shell remains and claws; fish - scales of smaller species; shark teeth (among them, Odontaspis). Mollusks (87 species) were studied monographically. Most species occurring here were found in the lower strata of the Kiyev suite. They are predominantly species which are distributed in the Middle and Upper Eocene of

Card 2/3

New Data on the Faunistic Characteristics of the Buchak-SOV/20-124-3-46/67
skaya and Kiyev-Suites of the South Ukraine

western Europe. Among them are also species which are characteristic for the Ledskiy Stage (Akhaltsikhe Rayon, Gruzija) and for several districts of the Ukraine. The mollusk complex of the upper strata in the Kiyev suite is less manifold. Here, the monomyarian bivalves are significant, for the most part, the species common to the upper Stages of the Upper Eocene of Western Europe and the USSR.

ASSOCIATION: Leningradskiy gosudarstvennyy universitet im. A. A. Zhdanova
(Leningrad State University imeni A. A. Zhdanov)

PRESENTED: September 20, 1958, by S. I. Mironov, Academician

SUBMITTED: September 19, 1958

Card 3/3

3(5)

SOV/20-127-1-45/65

AUTHORS:

Korobkov, I. A., Makarova, R. K.

TITLE:

On the Stratigraphy of Paleogene Sediments of the Lower Course of the Amu-Dar'ya in Connection With New Mollusk Findings (K stratigrafii paleogenovykh otlozheniy nizov'yev Amu-Dar'i v svyazi s novymi nakhodkami mollyuskov)

PERIODICAL:

Doklady Akademii nauk SSSR, 1959, Vol 127, Nr 1, pp 166-167 (USSR)

ABSTRACT:

The authors investigated mollusk shells at the University mentioned in the Association; these materials had been collected at the Amu-Dar'ya lower course by a paleontological-stratigraphical team of the Uzbekskoye Geologicheskoye upravleniye (Uzbek Geological Administration) both in borehole cores and in natural exposures. By way of an introduction, a description is given of the Paleogene sediments here and at the south and west banks of the Aral Sea (up to 225 m thick). They rest transgressively on chalk from which they are separated by a "gravelite" intermediated layer. (Ref 3). In the mollusk- and foraminiferal fauna found, parallels are drawn to the strata with *Lyrolepis caucasica* (Ref 1) and with the Beloglinskiy

Card 1/2

SOV/20-127-1-45/65

On the Stratigraphy of Paleogene Sediments of the Lower Course of the Amu-Dar'ya in Connection With New Mollusk Findings

horizon there (Ref 3), as well as with Soviet Central Asia. In the rocks of the lower part of Upper Eocene sediments, bored near the village Chimbay, two left shell-halves of a new type were found: *Chlamys cisaralica* sp. nov. (Fig 1: 10,11). Also other mollusks from this site are shown (Fig 1). No related forms of the new species have hitherto been known. The materials are kept in the Muzei kafedry istoricheskoy geologii of the University mentioned in the Association. There are 1 figure and 3 Soviet references.

ASSOCIATION: Leningradskiy gosudarstvennyy universitet im. A. A. Zhdanova (Leningrad State University imeni A. A. Zhdanov)

PRESENTED: February 28, 1959, by A. L. Yanshin, Academician

SUBMITTED: February 27, 1959

Card 2/2

ORLOV, Yu.A., glavnyy red.; MARKOVSKIY, B.P., zam.glavnogo red.;
RUZHENTSEV, V.Ye., zam.glavnogo red.; SOKOLOV, B.S., zam.
glavnogo red.; PCHELINTSEV, V.P., otv.red.toma; KOROBKOV,
I.A., otv.red.toma; BOSSOVA, S.M., red.; GUROVA, O.A.,
tekhn.red.

[Fundamentals of paleontology; manual in fifteen volumes for
paleontologists and geologists of the U.S.S.R.] Osnovy paleon-
tologii; spravochnik dlia paleontologov i geologov SSSR v piat-
nadtsati tomakh. Moskva, Gos.nauchno-tekhn.izd-vo lit-ry po
geol. i okhrane neдр. Vol.4. [Mollusks: Gastropoda] Molluski -
briukhonogie. Otvet.red.V.F.Pchelintsev i I.A.Korobkov. 1960.
359 p. (MIRA 13:10)

(Gastropoda, Fossil)

KOROBEKOV, I.A.

The genus *Variamussium* Sacco in the Paleogene of the U.S.S.R.
Paleont.zhurn. no.2:72-84 '60. (MIRA 13:7)

1. Leningradskiy gosudarstvennyy universitet im. A.A. Zhdanov.
(Lamellibranchiata, Fossil)

KOROBKOV, I.A.; MAKAROVA, E.K.

Recent data on boundary horizons between Eocene and Oligocene deposits in the southern part of the Aral Sea region. Dokl.AN SSSR 134 no.4:902-904 0 '60. (MIRA 13:9)

1. Leningradskiy gosudarstvennyy universitet im. A.A.Zhdanova.
Predstavleno akad. A.L.Yanshinym.
(Aral Sea region--Geology, Stratigraphic)

KOROZKOV, I.A.

New species of Eocene mollusks in the southern Ukraine. Paleont.-
zhur. no.4:29-39 '61. (MIRA 15:3)

1. Leningradskiy gosudarstvennyy universitet imeni A.A.Zhdanova.
(Ukraine--Mollusks, Fossil)

SOKOLOVA, Yekaterina Ivanovna; IVANOVA, Yekaterina Nikolayevna; YEGOROV, Ivan Petrovich; KOROBKOV, I.A., nauchnyy red.; DAYEV, G.A., vedushchiy red.; FRUMKIN, P.S., tekhn.red.

[Permian and Triassic sediments in the Yuzhnaya Emba and their oil potential] Permskie i triasovye otlozheniia Iuzhnoi Emby i ikh neftenosnost'. Leningrad, Gos.nauchno-tekhn.izd-vo neft.i gornotoplivnoi lit-ry. Leningr.otd-nie, 1961. 194 p. (Leningrad. Vsesoluznyi neftianoi nauchno-issledovatel'skii geologorazvedochnyi institut. Trudy, no.164). (MIRA 14:8)
(Emba Valley--Petroleum, Geology)

KOROBKOV, I.A.

Problem of the boundary between the Eocene and Oligocene.
Sov.geol. 4 no.9:57-70 8 '61. (MIRA 14:11)

1. Leningradskiy gosudarstvennyy universitet.
(Geology, Stratigraphic)

KOROBKOV, A.I.

Recent data on the faunal characteristics and age of the
Ashcheiryk series of northern Ust-Urt. Dokl.AN SSSR 144
no.2:417-419 My '62. (MIRA 15:5)

1. Leningradskiy gosudarstvennyy universitet im. A.A.Zhdanova.
Predstavleno akademikom A.L.Yanshinym.
(Ust-Urt—Geology, Stratigraphic) (Geological time)

KOROBKOV, I.A.; YAVORSKAYA, I.S., red.; KISELEVA, L.I., tekhn. red.

[Mollusks of the Buchak and Kiev series of the southern Ukraine]
Molluski buchakskoi i kievskoi svit IUzhnoi Ukrainy. Leningrad,
Izd-vo Leningr.univ., 1962. 95 p. (MIRA 16:3)
(Ukraine--Mollusks, Fossil)

KOROBKOV, I.A.; MAKAROVA, R.K.

New pteropod mollusk from the Upper Eocene deposits of the
U.S.S.R. Paleont.zhur. no.4:83-87 '62. (MIRA 16:1)

1. Leningradskiy gosudarstvennyy universitet imeni Zhdanova.
(Aral Sea region--Cavoliniidae, Fossil)

SOMOV, V.D.; KOROBYOV, I.A.

Stratigraphic significance and composition of mollusk fauna found in a section of the Maikop series of the Tsrandon River (North Ossetia). Dokl. AN SSSR 152 no.3:699-702 S '63. (MIRA 16:12)

1. Groznenskiy neftyanoy nauchno-issledovatel'skiy institut i Leningradskiy gosudarstvennyy universitet im. A.A.Zhdanova. Predstavleno akademikom D.V.Malivkinym.

TOLSTIKOVA, Nadezhda Vasil'yevna; KOROBKOV, I.A., doktor geol.-
miner. nauk, otv. red.

[Mollusks of the Alay and Turkestan formations of the
Badkhyz] Molliuski alaiskikh i turkestanskikh sloev
Badkhyza. Moskva, Izd-vo "Nauka," 1964. 121 p.
(MIRA 17:8)

TOLSTIKOVA, Nadezhda Vasil'yevna; KOROBEKOV, I.A., doktor geol.-
miner. nauk, otv. red.

[Alay and Turkestan mollusks in Badkhyz] Molluski alai-
skikh i turkestanskikh sloev Badkhyza. Moskva, Nauka,
1964. 121 p. (MIRA 17:9)

KOROBKOV, I.A.

Badchisestis, a new genus of continental gastropods from the
Middle Eocene of Turkmenia. Paleont. zhur. no. 1:38-44 '64.
(MIRA 17:7)

1. Leningradskiy gosudarstvennyy universitet.

GAERIYELIAN, A.A.; KOROBKOV, I.A.; MIRONOVA, L.V.

Review of A.K. Alekseev's book "Paleogene mollusk fauna in the Northern Ural Mountain region." Izv. AN Arm. SSR. Nauki o zem. 7 no.1:63-69 '64. (MIRA 17:6)

1. Yerevanskiy gosudarstvennyy universitet, Leningradskiy gosudarstvennyy universitet i Vsesoyuznyy nauchno-issledovatel'skiy geologicheskii institut.

KOROBKOV, I.A.; SOLUN, V.I.

Stage division scale of the Paleogene sediments in the U.S.S.R.
Vest. LGU 19 no.18:5-15 '64. (MIRA 17:11)

KOROBKOV, I.A.; MAKAROVA, R.K.

Stratigraphy and faunal characteristics of Paleogene sediments in the
Kyzyl Kum and the southern part of the Ural Mountain region. Trudy
VSEGEI 102:236-254 '64. (MIRA 18:2)

KOROBKOV, I.A.

Present status of the studies of Paleogene sediments in the
U.S.S.R. and problems of further investigations. Trudy VSEGEI
102:41-79 '64. (MIRA 18:2)

KOROBKOV, I.A. (Moskva); KOROBKOV, A.I. (Moskva)

Stage division of the Oligocene. Izv. AN Arm. SSR. Nauki o zem.
18 no.5:3-14 '65. (MIRA 18:9)

AUTHORS: Korobkov, I. I., Ignatov, D. V. SOV/20-120-3-25/67

TITLE: Electron Diffraction Investigation of Zirconium Dioxide Polymorphism in Thin Films (Elektronograficheskoye issledovaniye polimorfizma dvuokisi tsirkoniya v tonkikh plenkakh)

PERIODICAL: Doklady Akademii nauk SSSR, 1958, Vol. 120, Nr 3, pp.527-530 (USSR)

ABSTRACT: This investigation was conducted for the first time and was initiated on the one hand by contradictory results, on the other hand by the uncertain structure of zirconium-oxide films in the corrosion in oxidizing media. The various possible modifications of ZrO_2 were discussed by Lustman (Lastman, Ref 1). From other papers proceeds (Refs 2 - 5) that undoubtedly two forms of ZrO_2 exist: a monoclinic and a tetragonal, which interchange reversibly at from 1000 to 1100°. The authors investigated ZrO_2 films with a thickness of from 400 - 600 Å electronographically on going through. A special device permitted the observation of structural modifications of ZrO_2 in dependence on temperature and on the heating period directly in the electronograph, and that

Card 1/4

SOV/20-120-3-25/67

Electron Diffraction Investigation of Zirconium Dioxide Polymorphism in Thin Films

without cooling the sample. This device is described. These experiments showed that in the evaporation a very careful procedure must be adopted. Special attention must be paid to the vacuum in the system, as Zr reacts actively with the residual gases in melting, and produces partially oxidized films in an insufficient vacuum (10^{-5} of mercury column). The results are given as electronographs (Tables 1 and 2 and Fig 2). From the electronograph 2a for a thin Zr-layer and from the corresponding Table 1 can be seen that the values of interplanar spacing of the crystal lattice of this layer correspond to α -zirconium. They are however, greater by from 2 - 3 % in comparison to the X-ray data. The increase of the lattice constant is apparently connected with the dissolution of oxygen in the zirconium film. The analysis of the electronograph (Fig 2 and Table 2) for a zirconium film, which was heated thoroughly up to 300° , shows a complete oxidation. The diffraction pattern corresponds to the cubic modification of ZrO_2 . The value of the lattice constant of this modification $a = 5,10 \text{ \AA}$ corresponds well with the value determined by X-ray methods. (Ref 1). At a heating up to from 300 to 600° the interference rings in

Card 2/4

SOV/ 20-120-3-25/67
Electron Diffraction Investigation of Zirconium Dioxide Polymorphism in
Thin Films

the electronograph become sharper and correspond to the mentioned cubic modification. From 650° upwards some of the rings begin to double, which indicates the appearance of a new ZrO₂-modification in the layer. It shows a tetragonal lattice (Fig 2c for 700°) It is difficult in this case to speak of the existence of two forms of ZrO₂ (a cubic and a tetragonal one) as the transition from one to another apparently takes place gradually. Between 750 and 800° lines of the monoclinic modification appear besides the lines of the tetragonal modification. They increase in intensity until at 1100° the tetragonal modification is completely displaced. The monoclinic modification is maintained up to 1300°. These transformations were observed in a vacuum, in oxygen and in air. The polymorphous transformations are therefore not the result of the oxygen dissolution or of the arrival of ZrO₂ at an exact stoichiometrical composition. There are 2 figures, 2 tables, and 6 references, 1 of which is Soviet.

Card 3/4

SOV/20-120-3-25/67
Electron Diffraction Investigation of Zirconium Dioxide Polymorphism in
Thin Films

PRESENTED: January 21, 1958, by I. P. Bardin, Member, Academy of
Sciences, USSR

SUBMITTED: December 26, 1957

1. Zirconium oxide--Electron diffraction analysis
2. Zirconium oxide films--Structural analysis
3. Crystals
--Lattices

Card 4/4

KOROBEKOV, I. I., Cand of ⁷⁰⁰² Sciences --- (diss) "Electronographic and
Kinetic Study of the Process of Oxidation of Zirconium and Some of
its Basic Alloys,"

Moscow, 1959, 19 pp (Ministry of Higher and Secondary Education RSFSR.

Moscow Engineering and Physics Institute) (KL, 6-60, 122)

KORO BKOU, I. I.

SI(A) **ISSUE I BOOK REVISIONS NOV/27/58**

International Conference on the Peaceful Use of Atomic Energy. 2nd. Geneva, 1958

Reprints available separately. (Reports of Soviet Scientists; Nuclear Fuel and Reactor Metals) Moscow, Academy, 1959. 670 p. (Series: *Iz*: Trudy, vol. 3, 5,000 copies printed.

Ed. (Title page): A.A. Babayev, Academician, A.P. Vinogradov, Academician, V.A. Izrael'ev, Corresponding Member, USSR Academy of Sciences, and A.P. Zolotarev, Doctor of Technical Science, Ed. (Inside book): V.V. Pavlovskiy and O.M. Psholitskaya; Tech. Ed.: E.I. Masal'.

FEATURES: This volume is intended for scientists, engineers, physicists, and biologists working in the production and peaceful application of atomic energy; for professors and higher technical education where the subject is taught; and for people interested in atomic science and technology.

CONTENTS: This is volume 3 of a 6-volume set of reports on atomic energy, the first of which was published in 1958. The second volume, *Atomic Energy: The Peaceful Use of Atomic Energy*, was published in 1958. Volume 3 consists of two parts. The first part, edited by A.I. Zubov, is devoted to geology, prospecting, concentration and processing of nuclear source material. The second part, edited by G.L. Zverev, includes 27 reports on metallurgy, metallurgy, processing technology of nuclear fuels and reactor metals, and neutron irradiation effects on metals. The titles of the individual papers in most cases correspond word for word with those in the official English language edition of the Conference proceedings. See SI/2081 for the titles of the other volumes of the set.

- Korobkov, A.A., I.P. Blitvits, I.I. Korotkiy, L.A. Fedorchukina, D.B. Kabanov, and I.I. Kochanovskiy. Some Problems of Processing Zirconium and Its Alloys by Pressure (Report No. 2049) 405
- Reuter, O.J., and V.K. Grigorovich. Structure and Properties of Zirconium Alloys (Report No. 2048) 439
- Yem'yanov, I.S., Yu.S. Gedin, and A.I. Yevstropkin. Mechanical Properties of Zirconium Alloys and Zirconium Alloys with Thorium and Niobium at Room and Elevated Temperatures (Report No. 2055) 462
- Korobkov, A.I., A.V. Izrael'ev, A.I. Irtyshevskiy, and J.S. Yem'yanov. Electron Diffraction and Elastic Investigations of the Oxidation Reactions of Zirconium and Some of Its Alloys (Report No. 2054) 474
- Mokharyan, E.S., A.A. Kiselev, I.I. Seregin, E.Y. Grebennikov, V.I. Krut'ko, and A.V. Belykh. Mechanical Properties and Corrosion Resistance of Zirconium and Its Alloys at Room, Steam, and Gases at High Temperatures (Report No. 2044) 486

Cont 6/11

KOROBKOV, I.I.; IGNAT'YEV, D.V.; YEVSTYUKHIN, A.I.; YEMEL'YANOV, V.S.

Electronographic and kinetic study of the oxidation process
of zirconium and some zirconium-base alloys. Met. i metalloved.
chist.met. no.1:144-161 '59. (MIRA 12:10)
(Zirconium--Metallography) (Electron Microscopy)

18. 1272

24598

S/137/61/000/005/055/060
A006/A106

AUTHORS: Korobkov, I. I., and Yevstyukhin, A. I.

TITLE: The effect of alloying on the protective properties and critical thickness of an oxide film on zirconium

PERIODICAL: Referativnyy zhurnal. Metallurgiya, no. 5, 1961, 56, abstract 5I420
(V sb. "Metallurgiya i metallovedeniye chistykh metallov", no. 2, Moscow, Atomizdat, 1960, 93-107)

TEXT: The authors carried out an electronographical and kinetic investigation of oxidizing processes of Zr-base alloys in air at 300 - 700°C. All the Zr-alloys oxidize more quickly than pure Zr. The thickness of the critical oxide film depends on the alloy composition and the oxidizing temperature. The higher the temperature, the smaller the critical thickness of the oxide film in all Zr alloys. An increase of the alloying admixture caused both a decrease (when adding Sn) and an increase of the critical thickness of the oxide film (when adding Ti). Zr alloys alloyed with Ti and Al are low-resistant against oxidation, since Ti^{2+} and Al^{3+} dissolve in cubic ZrO_2 . There are 7 references.

[Abstracter's note: Complete translation]

Ye. L.

Card 1/1

S/755/61/000/003/007/027

AUTHORS: Yevstjukhin, A. I., Korobkov, I. I., Barinov, I. P.

TITLE: Investigation of the oxidation kinetics of iodide hafnium in the 600-1,000°C temperature interval.

SOURCE: Moscow. Inzhenerno-fizicheskiy institut. Metallurgiya i metallovedeniye chistykh metallov. no.3. 1961, 64-73.

TEXT: The paper reports the experimental investigation defined in the title. The study was motivated both by the technical importance of Hf and by the exceptionally favorable relationship of the properties of the Hf parent metal and those of the oxide film formed on its surface up to high temperatures (T). Basic references are the Russian translation (Moscow. For. Lit. Publ. House, 1959) of "The metallurgy of Zr", ed. by B. Lustman and F. Kerze, Jr. (McGraw-Hill, 1955), and a paper by Smeltzer, W., et al. (Acta metallurgica, v.5, no.6, 1957) which is designated here as the only published work on the subject matter. The latter work and its conclusions apply not to pure Hf, but to Hf with 5% Zr. The present investigation is focused on Hf with less than 1% Zr which had been freed of any other impurities by the iodide method of purification. HfO_2 was reduced to Hf powder by the Ruff-Brintzinger Ca method (Z. anorg. & allgem. Chemie, no.129, 1923, 267).

Card 1/2

Investigation of the oxidation kinetics of iodide ...

S/755/61/000/003/007/027

The iodide-purification method described by Yemel'yanov, V.S., et al., (no.1 of the present sbornik, Izd-vo MIFI, 1959) yielded 2-mm diam rods of metallic sheen, good plasticity, and typical "tin crackling." The rods of iodide Hf were remelted in an atmosphere of Ar and rolled in air into sheets 1.2 mm thick, which were vacuum-annealed at 800°C for 3 hrs. The 1x7x13-mm specimens were sanded with emery paper through the entire fineness range and then washed in purified acetone. The kinetics investigation was performed by the method of continuous weighing on a vacuum torque microbalance, described on pp.175-182 of the present sbornik by B. N. Revyakin et al. The oxidation tests were performed in O at 150 torr (appx. the sea-level partial pressure of O) at T from 600 to 1,000°C. Within the 600-800° range the third power of the oxidational gain in weight per unit area is proportional to time; the respective constant of cubic proportionality increases logarithmically by about two orders of magnitude from 600 to 800°C. At 900-1,000°C the second power of the oxidational gain of weight per unit area is proportional to time until the oxide film attains a certain critical thickness and begins to crack, whereupon the rate of oxidation increases. This break of the kinetic curve coincides in time with the transformation of the dark oxide film into a whitish oxide. There are 7 figures, 2 tables, and 12 references (5 Russian-language Soviet, 2 German, 4 English-language, and 1 Russian translation of the English-language "The metallurgy of zirconium," Lustman-Kerze, eds.).

ASSOCIATION: MIFI (Moscow Engineering Physics Institute).

Card 2/2

S/755/61/000/003/016/027

AUTHORS: Revyakin, B.N., Korobkov, I.I., Yevstyukhin, A.I., and Lyashenko, V.S. (Deceased).

TITLE: Investigation of the kinetics of the oxidation of niobium within the 500-1,000°C temperature range.

SOURCE: Moscow. Inzhenerno-fizicheskiy institut. Metallurgiya i metallove-deniye chistykh metallov. no.3. 1961, 175-182.

TEXT: The paper describes systematic experimental investigation of the kinetics of the oxidation of Nb in pure O at a 150-mm-torr pressure (equivalent to its partial pressure in the atmosphere at sea level) over a temperature (T) range from 500-1,000°C. A literature survey of Western bibliography (Gulbransen-Andrew, J. Inst. Metals, v.188, 1950, 586-599, and March 1953; Baur-Bridges-Fassel, J. Electrochem. Soc., v.103, no.6, 1956; Klopp-Sims-Jaffee, Trans. ASM, v.51, 1959, 282; Goldschmidt, H., J. Inst. Metals, v.87, no.7, March 1959) indicates the incompleteness and contradictoriness of the present state of the art. The investigation is based on the continuous time recording of the increase in weight of specimens at constant T. The construction of the micro-torque balance employed is described and depicted in an orthometric drawing. The torque rod consisted of W wire 100

Card 1/3

Investigation of the kinetics of the oxidation ...

S/755/61/000/003/016/027

and 150- μ diam. A 110-mm long quartz balance arm was AgCl-brazed to the center of the torque rod. The specimen and a counterweight were suspended from the 2 yokes of the balance beam by means of quartz threads. Calibration and repeat runs indicated a sensitivity of $7 \cdot 10^{-6}$ to $4 \cdot 10^{-5}$ and a fully satisfactory repeatability of measurements. Displacement readings, by means of the optical instrument OMS-6, had an accuracy of 0.001 mm. Prior to admittance of the O₂, a vacuum of 10^{-6} torr was established and thermal equilibrium at the desired T achieved (special tubular furnace; T to within $\pm 3^{\circ}\text{C}$). O₂ was produced by vacuum heating of large crystals of KMnO_4 and was purified by passage through a fiberglass filter and a liquid-N trap. The 20x10x1-mm specimens of remelted Nb contained 99.9% Nb, 0.027% O, 0.0004% H, 0.002% N, and 0.01% C; the cast metal had a H_B of 110-120, which, after cold-rolling to 1-mm, increased to 240. All comparative data (mg/cm^2 versus time, 0-300 min) are shown for specimens from a single casting batch, since the rate of oxidation (R of O) varies substantially (up to 150%) from batch to batch (i.e., is highly impurity-sensitive). Except for a nonlinear initial period, the specimen weight increases linearly with time. A plot of the log of the linear oxidation constant K vs $1/T_{\text{abs}}$ is interpreted to indicate that the Arrhenius equation ($K = Ae^{-Q/RT_{\text{abs}}}$, where A and R are const., Q is the activation energy) is valid only within the 600-800 $^{\circ}\text{C}$ interval. In the 500-600 $^{\circ}$ range the

Card 2/3

Investigation of the kinetics of the oxidation ...

S/755/61/000/003/016/027

oxidation rate increases less than expected from an extrapolation of the Arrhenius line. Beyond 800° a sharp downward break occurs to a minimum at 900°C, with a 900° oxidation rate of about one-half that observed at 800°. After a certain time (depending on the respective T) a porous, brittle, light-yellow oxide forms a two-layer scale on the specimen surface. The outer yellow oxide layer continues to grow, whereas the thickness of the underlying dark film remains constant. A detailed description is given of the oxide layers developed at 700, 800, and 900° and higher. Tests with a gold-sprayed specimen oxidized for 3 hrs at 600° showed that the gold remained on the outer surface, so that the oxidation of the Nb is the result of O-ion diffusion through the oxide layer. The test results are reinterpreted in the light of the afore-cited Western references. The slowdown of the oxidation rate between 800 and 900° is attributed to the irreversible transformation from $\alpha\text{-Nb}_2\text{O}_5$ to $\beta\text{-Nb}_2\text{O}_5$ (cf. Goldschmidt), also to a sintering of the oxides at T above 800°. There are 6 figures and the above-cited 5 English-language U.S. references.

ASSOCIATION: MIFI (Moscow Engineering Physics Institute).

Card 3/3

BR

ACCESSION NR: AT4005962

S/2755/63/000/004/0093/0109

AUTHOR: Korobkov, I. I.; Revyakin, B. N.; Chen, Ho-ming

TITLE: Kinetics of oxidation of electron beam melted iodide niobium

SOURCE: Moscow. Inzhenerno-fizicheskiy institut. Metallurgiya i metalovedeniye chistykh metallov, no. 4, 1963, 93-100

TOPIC TAGS: niobium oxidation, high purity niobium oxidation, iodide niobium, electron beam melted niobium, high purity niobium

ABSTRACT: The kinetics of oxidation of highly purified iodide Nb, refined in an electron beam furnace under a vacuum and then cold rolled to a thickness of 1mm, was investigated at 350-1200C by continuous weighing on a vacuum micobalance in an atmosphere of dry oxygen. The sensitivity of the balance was 2×10^{-6} g at temperatures up to 500C and 3×10^{-5} g above this point. The effect of temperature was studied at a pO_2 of 155 mm Hg, in addition to which the effect of oxygen pressures from 20-760 mm Hg was studied at 400, 625 and 1000C. The results are graphed and indicate that, as expected, the oxidation rate generally increases with increasing temperature, except in the intervals 600-612, 900-950 and 1000-1100C. Oxidation generally begins by following a parabolic law, accompanied by

Card 1/3

ACCESSION NR: AT4005962

the formation of a dark oxide film, after which oxide formation continues to increase according to a linear law. After the rate is stabilized at any given temperature, the weight increase can be expressed by the formula: $\Delta m = Kt + C$ where t is the time in seconds, K is a constant at any given temperature and C is a constant which characterizes the foregoing parabolic process. The values of K at various temperatures were calculated and are shown in the Enclosure, revealing that K is directly proportional to temperature only at temperatures up to 600C. Visual observation of the oxidation process revealed that the linear increase in weight is accompanied by the formation of a porous white layer on top of the dark sublayer, and that the anomalous behavior of the oxidation rate in the range 600-612C is associated with a sharp increase in thickness of the dark sublayer. The study of the relationship between oxygen pressure and oxidation rate showed that the linear portion of the oxidation curve increases in slope with increasing pO_2 , while the parabolic section is essentially unchanged. Orig. art. has: 1 table and 10 figures.

ASSOCIATION: Inzhenerno-fizicheskiy institut, Moscow (Institute of Physics and Engineering)

SUBMITTED: 00

DATE ACQ: 17Jan64

ENCL: 01

SUB CODE: MM

NO REF SOV: 004

OTHER: 010

2/3

Card

ACCESSION NR: AT4005962

ENCLOSURE: 01

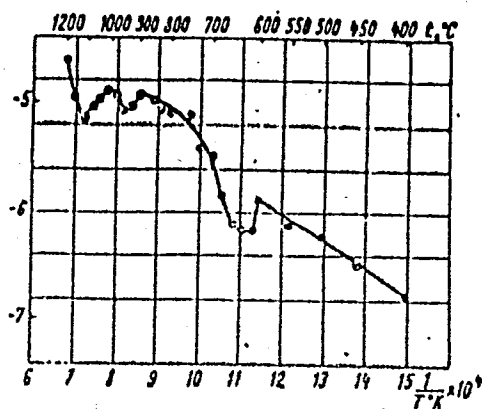


Fig. 1. Relationship between the logarithm of the linear oxidation constant of niobium and the reciprocal of the absolute temperature.

Card 3/3

KOROBKOV, I.I.; REVYAKIN, B.N.; CHEN'KHE-MIN [Ch'en Ho-ming]

Electronographic and X-ray investigation of oxide films on niobium. Met. i metalloved. chist. met. no. 4:84.02 '62.

Investigating the kinetics of the oxidation of niobium iodide remelted by the electron-beam method. Ibid.:93-109. (MIRA 17:5)

L 9995-63
ACCESSION NR: AP3000109

EPF(n)-2/EPF(q)/EWT(m)/BDS--AFFTC/ASD/SSD--WM/JD/JG
S/0126/63/015/004/6624/0625

AUTHOR: Revyakin, B. N.; Korobkov, I. I.

TITLE: Measurement of the surface temperature of niobium during oxidation

SOURCE: Fizika metallov i metallovedeniye, v. 15, no. 4, 1963, 624-625

TOPIC TAGS: niobium oxidation, zirconium oxidation, surface temperature, oxidation rate

TEXT: Direct measurements have been made of the surface temperature of commercial-grade Nb during oxidation in air at 650, 795, and 900C and of Zr at 900C. The measurement accuracy was + or - 3C. Within 5 to 10 sec after Nb specimens were introduced into a furnace with a temperature of 650, 795, or 900C, the surface temperature of the specimens rapidly rose 10, 80, or 110C, respectively, above the ambient temperature and after a few seconds dropped back. In the case of Zr, the increase was 115C; it occurred after a 20-sec heating and lasted a considerably shorter time than in Nb, probably

Card 1/2

L 5995-63
ACCESSION NR: AP3000109

because of the high protective properties of Zr oxides. The magnitude of overheating is stated to depend on many factors, such as the oxidation rate, heat of oxide formation, area-to-mass ratio of the specimen, specific heat, heat conductivity, and condition of the specimen surface, all of which must be considered in studying the kinetics of oxidation of active metals. Orig. art. has: 2 figures.

ASSOCIATION: Moskovskiy inzhenerno-fizicheskiy institut (Moscow Engineering Physics Institute)

SUBMITTED: 09Aug63 DATE ACQ: 12Jun63 ENCL: 00
SUB CODE: 00 NO REF SOV: 000 OTHER: 000

ja/rs

Card 2/2

KOROBKOV, I.M.

Measuring the length of rivers. Meteor. i gidrol. no.7:38-39 J1
'57. (MIRA 10:8)

(Rivers-Measurement)

KOROBKOV, I.M.

Let's give more attention to the conservation of the Perm Province
water reservoirs. Okhr. prir. na Urale no.2:23-26 '61.

(MIRA 17:7)

KOROBKOV, I.Ya., kand. geograf. nauk

Highways in Tataria. Avt. dor. 28 no.5:29 My '65.

(MIRA 18:11)

KOROBKOV, K.P.

Self-atomizing vaporizing spray burners. Avt.der.18 no.6:25 0 '55.
(Road machinery) (MLRA 9:2)

KOROBKOV, L. A.

FA IT18

USSR/Communications - Radio
Channels

May 1947

"Apparatus MTP-3 for Narrowing a Radio Channel,"
L A Korobkov, 4 pp

"Vestnik Svyazi" Vol 7, No 86

Device to provide multi-channel facilities for
radio communications; construction details and
operating data.

IT18

KOROBKOV, L. A.

Class 21a¹, 11⁰⁵, No. 103004. Korobkov, L. A., and Smiryagin, A. G.
Method of storing and Reproducing Coded Combinations of Telegraph Signals.

When storing and reproducing telegraph signal code combinations by means of magnetic paper tape coated with ferromagnetic material, it is suggested for the sake of control of the contents and correctness of the recording on any portion of the iron layer and determination of the beginning or end of the message, to make the magnetic recording simultaneously with a reproduction of the printed text or other signs on the ribbon.

In order to keep normal step with transmissions of tape, it is suggested that the magnetic recording of code combinations and the printing of signs be produced on stationary tape at the instant of interruption of the start-stop flow.

In order to differentiate signals in recording, it is proposed that the recording of the code combination on the tape be produced by a movable magnetic head by means of various frequency carriers.

Authors' Certificates, Elektrosvyaz' No. 9, 1956.

ACC NR: AP6011256 (N) SOURCE CODE: UR/0413/66/000/006/0096/0096

AUTHORS: Korobkov, M. A.; Manin, V. N.; Rukin, V. I.; Andronov, V. M.

ORG: none

17
TITLE: Assembly for complex estimating the strength of flanged couplings. Class 42, No. 179984 [announced by Military Academy of Chemical Defense (Voyennaya akademiya khimicheskoy zashchity)]

SOURCE: Izobreteniya, promyshlennyye obraztsy, tovarnyye znaki, no. 6, 1966, 96

TOPIC TAGS: metal joining, mechanical power transmission device, pressure gage, visual signal, signal element

ABSTRACT: This Author Certificate presents an assembly for complex estimating of the strength of flanged couplings. The assembly contains a hydraulic press for loading the flanged coupling and instruments for determining the compression stress in the flanged joint (see Fig. 1). To determine more exactly the penetration of the working liquid between the contact surfaces of the flanged coupling, one half of the contact surface of the flanged coupling carries uniformly distributed electrical gauges. Each of these gauges is connected to a signaling device such as

Card 1/2

UDC: 620.165.29.06:621-762.4

ACC NR: AP6011256

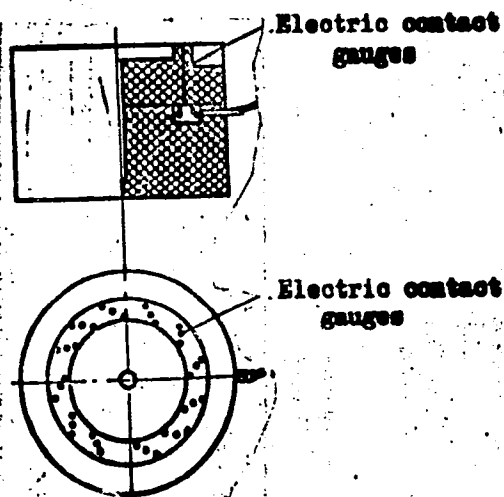


Fig. 1.

a neon lamp, the lighting of which shows that the penetration has taken place. Orig. art. has: 1 figure.

SUB CODE: 13/ SUBM DATE: 02Feb65

Card 2/2

NALIVKIN, D.V., glav. red.; VERESECHAGIN, V.N., zam. glav. red.;
MENNER, V.V., zam. glav. red.; OVECHKIN, N.K., zam. glav.
red.[deceased]; SOKOLOV, B.S., zam. glav. red.; SHANTSER,
Ye.V., zam. glav. red.; KELLER, B.M., otv. red. toma ;
MODZALEVSKAYA, Ye.A., red.; CHUGAYEVA, M.N., red.;
GROSSGEYM, V.A., redaktor; KIPARISOVA, L.D., redaktor;
KOROBKOV, M.A., red.; KRASNOV, I.I., red.; KRYMGOL'TS, T.Ya.,
red.; LIBROVICH, L.S., red.; LIKHAREV, B.K., red.; LUPPOV,
N.P., red.; NIKIFOROVA, O.I., red.; OBRUCHEV, S.V., red.;
POLKANOV, A.A., red.[deceased]; RENGARTEN, V.P., red.; STEPANOV,
D.L., red.; CHERNYSHEVA, N.Ye., red.; SHATSKIY, N.S., red.
[deceased]; EBERZIN, A.G., red.; GOROKHOVA, T.A., red.izd-va;
GUROVA, O.A., tekhn. red.

[Stratigraphy of the U.S.S.R. in fourteen volumes] Stratigrafiia
SSSR v chetyrnadtsati tomakh. Moskva, Gosgeoltekhizdat.
Vol.2. [Upper Pre-Cambrian] Verkhni dokembrii. Otv. red. B.M.
Keller. 1963. 716 p. (MIRA 17:1)

1. Chlen-korrespondent AN SSSR (for Sokolov).

27658

S/024/61/000/004/016/025

E140/E563

13.2000

AUTHORS: Kozirov, L.M. and Korobkov, M.N. (Moscow)

TITLE: A method for stabilising the functional dependence of two coupled variables, using a single control organ

PERIODICAL: Izvestiya Akademii nauk SSSR, Otdeleniye tekhnicheskikh nauk, Energetika i avtomatika, 1961, No.4, pp.137-148

TEXT: The problem of stabilising some optimal dependence of two controlled quantities by means of a single regulator can occur, for example, in the stabilisation of the trajectory of a moving body, the mixing of two substances in prescribed ratio in chemical operations, or respecting the relationship between the static and dynamic resistances in hydraulic and pneumatic systems. This problem is illustrated and calculated on the basis of an hydraulic model in which the quantities of a liquid in two coupled tanks are regulated with prescribed relationship between them. The properties of the system may be summarised as follows:

1. The state of the system is characterised, among other parameters, by a total energy Q , composed of the kinetic and potential energies

$$Q = P + K$$

(1)

Card 1/3

27658

A method for stabilising ...

S/024/61/000/004/016/025
E140/E563

where it is understood that the "energies" may represent arbitrary physical quantities expressed by equivalent mathematical forms;

2. Energy N enters the system at a certain rate and is distributed between the two forms present in the system, in dependence on the instantaneous state of the system;
 3. The two forms of energy present in the system may be mutually converted (interchange takes place);
 4. The system has a controller permitting stabilisation of one coordinate of an arbitrary nature, which is in any case a function of either P or K ($M_1(P)$ and $M_2(K)$).
- The problem consists in designing the controller to satisfy an optimal relation between M_1 and M_2 ,

$$f(M_1, M_2) = 0$$

called the trajectory of the system. The solution of the problem is studied in relation to a double-loop control system including a non-linear functional converter (block at extreme left in Fig.2).

Card 2/3

A method for stabilising ...

27658

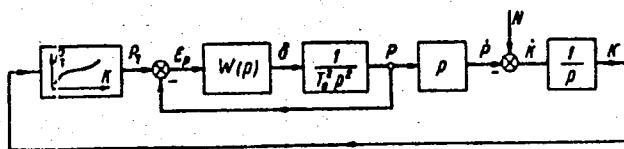
S/024/61/000/004/016/025

E140/E563

More complex structures are also considered. The systems examined are linearised and the limits of aperiodic stability found by the method of logarithmic-amplitude characteristics. The method permits considering the system as one with compensation of perturbations. When the perturbations are only known with poor reliability, additional feedbacks are introduced, permitting correction of the orientational program. The results are applied to the stabilisation of a trajectory in the coordinates x, y . There are 10 figures.

SUBMITTED: April 7, 1961

Fig. 2



Card 3/3

KOROBKOV, N.; SHRAYBER, I.

For effective bank control. Den. i kred. 16 no.8:19-24 Ag '58.
(Banks and banking) (MIRA 11:9)

UMAROV, S.; KNIVA, A.; KOROBKOV, N.; CHESALIN, I.

Organization of currency circulation in economic regions. Den. 1
kred. 17 no. 5:8-19 My '59. (MIRA 12:10)

1. Upravlyayushchiy Uzbekskoy respublikanskoy kontoroy Gosbanka
(for Umarov). 2. Upravlyayushchiy Litovskoy respublikanskoy
kontoroy Gosbanka (for Kniva). 3. Upravlyayushchiy i nachal'nik
otdela deneshnogo obrashcheniya Moskovskoy oblastnoy kontory
Gosbanka (for Korobkov, Chesalin).
(Money)

KOROBKOV, N., tekhnolog; STOGOV, I.

A monograph on the history of our plant ("The Kalinin Railroad Car Construction Plant" by D.M.Kozlov. Reviewed by N Korobkov, I.Stogov). Sov.profsoiuzy [8] no.3:62-63
F '60. (MIRA 13:2)

1. Starshiy kompletovshchik vagonostroitel'nogo zavoda,
g.Kalinin.

(Kalinin--Railroads--Cars)
(Kozlov, D.M.)

KOROBKOV, N.; KORSHUNOV, N., inzh.

Steel giants. NTO 4 no.5:34-35 My '62.

(MIRA 15:5)

1. Uchenyy sekretar' pervichnoy organizatsii Nauchno-tekhnicheskogo obshchestva Altayskogo traktornogo zavoda (for Korobkov).
2. Chlen Nauchno-tekhnicheskogo obshchestva Altayskogo traktornogo zavoda (for Korshunov).

(Rubtsovsk--Tractor industry)

Korobkov, N. A.

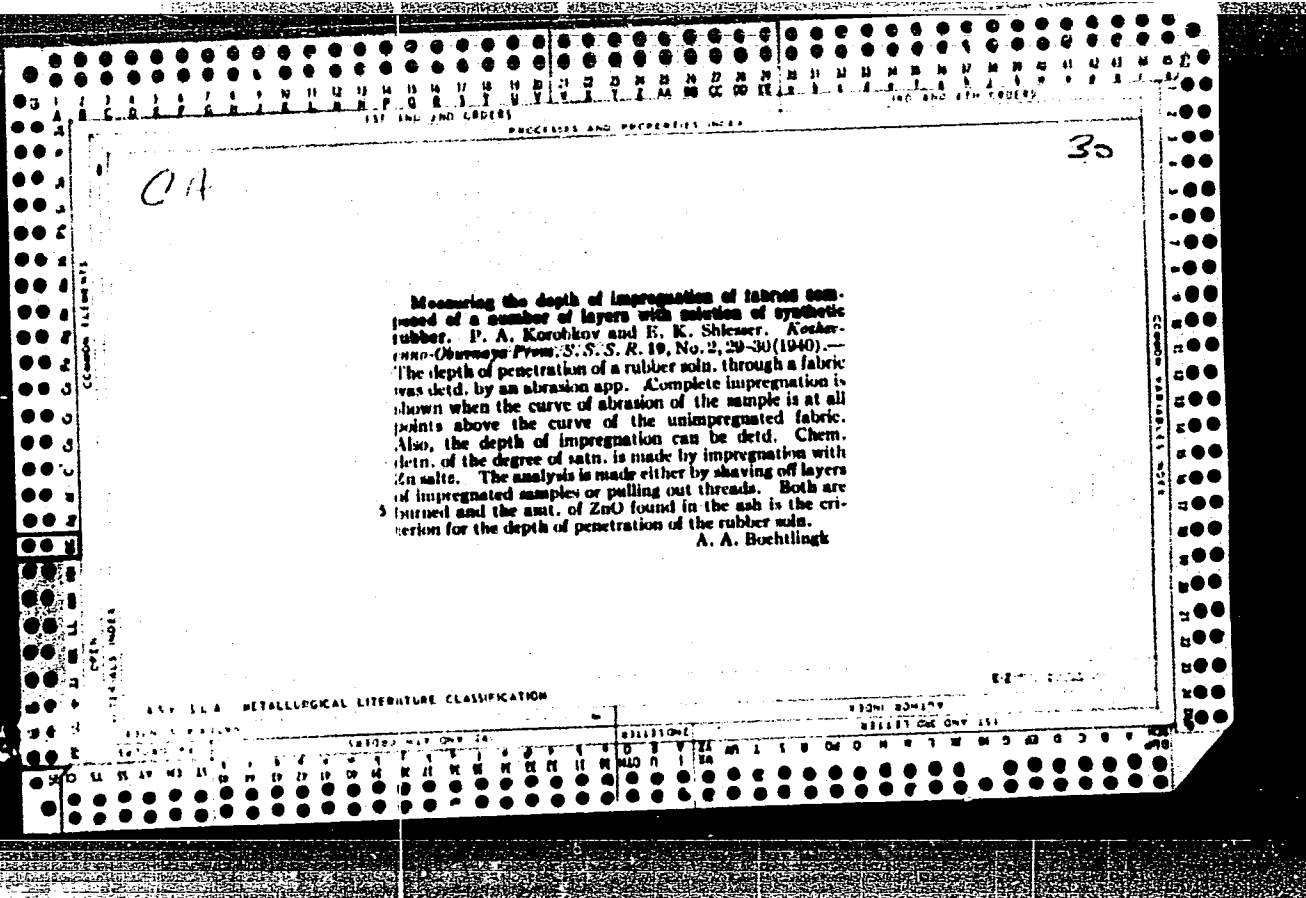
Fuel Abstracts
June 1954
Natural Solid Fuels
Winning


②
4182. ENLARGING A WINDING SHAFT WITHOUT STOPPING WINDING OPERATIONS.
Dorokhov, D.V. and Korobkov, N.A. (Ugol (Coal), Jan, 1954, 40-43).
A description is given of the enlarging of a 475 m depth of shaft,
measuring 4.1 by 3.5 internally and lined with timber, by building a 6 m
diameter concrete lining outside it. (L).

KOROBKOV, N.A.

Textbook for locomotive engineers ("Booklet for electric locomotive crews" by Mironov. Reviewed by N.A. Korobkov). *Elek. i topl. tiaga* no.1:47-48 '57. (MIRA 12:3)

1. Mashinist elektrovosa depo Parerva Moskovsko-Kursko-Donbasskoy dorogi. (Electric locomotives)





KURCHENOV, F. A.

Cand Tech Sci

Dissertation: "Methods for Obtaining Leather
Fibers from Old Shoes and their Utilization in
the Industry of Leather Substitutes."

21/2/50

Moscow Technological Inst of Light Industry
imeni L. M. Kaganovich.

**SO Vecheryaya Moskva
Sum 71**

Karabkor, P. A.

Determination of transition constants of linear polymers?
A. Karabkor. U.S.S.R. 104,117, Oct. 25, 1958. A de-
vice consisting of a pendulum impact app. is described for
determ. of the transition temps. of substances such as rubber or
plastics. The procedure for carrying out this test is also
described. M. Hosen

RM
WK

8 (0)

SOV/112-57-5-9790

Translation from: Referativnyy zhurnal. Elektrotehnika, 1957, Nr 5, p 21 (USSR)

AUTHOR: Korobkov, P. A.

TITLE: Aging of Polyvinyl-Chloride Plastics and Cable Sheaths Under Outdoor Conditions (Stareniye polivinilkhloridnykh plastikatov i kabel'nykh obolochek v atmosferykh usloviyakh)

PERIODICAL: Tr. n.-i. in-ta kabel'noy prom-sti, 1956, Nr 1, pp 116-131

ABSTRACT: On the basis of the experimental data obtained as a result of 4-6-year studies of polyvinyl-chloride-plastic aging under both laboratory and outdoor conditions, generalizations and preliminary computations are made of the aging periods of the plastics and cable sheaths, as well as their weather constants. The aging period was measured in reference to solar hours (with an allowance for the specific illuminated surface). A total aging period T is the time after which the relative elongation in the breaking test is reduced to zero. The degree of plastics aging was determined on the basis of their

Card 1/2

KOROBKOV, S.A., starshiy prepodavatel'

Using the theory of graphs for analyzing sets of points. Izv.
vys. ucheb. zav.; geod. i aerof. no.2:19-34 '65. (MIRA 18:10)

1. Leningradskiy gornyy institut. Submitted Jan. 9, 1965.

KOROBKOV, S.A.

Tensor representation of vectorial errors. Zap. LGI 37 no.1:
117-123 '58.. (MIRA 12:8)
(Calculus of tensors)

8(2)

SOV/91-59-6-21/33

AUTHOR: Korobkov, V.I., Fitter

TITLE: An Instrument for Adjusting and Checking the Characteristics of Relay RP-5

PERIODICAL: Energetik, 1959, Nr 6, p 25 (USSR)

ABSTRACT: The author briefly describes his invention named in the title. It consists of a 230x160x135mm box containing a step-down transformer, a rectifier, a rheostat, additional resistances, 2.5v indicating lamps, a switch for changing the voltage polarity at the relay, and a voltmeter. The instrument is fed with 220 or 120 volt a.c. current. The advantage of this instrument is that it enables the fitter to examine and adjust the RP-5 relay without having to remove it. There is 1 circuit diagram.

Card 1/1

RODNYANSKIY, I.M.; KOROBKOV, V.I.; GALINKER, G.S.
APPROVED FOR RELEASE: 06/14/2000, CIA-RDP86-00513R000824730008-9

Contraction of aqueous solutions of alcohols at 237°C. *Izv.vys. ucheb.zav.; khim.i khim.tekh.* 5 no.1:62-64 '62. (MIRA 15:4)

I. Khar'kovskiy sel'skokhozyaystvennyy institut imeni V.V.
Dokuchayeva, kafedra fizicheskoy khimii.
(Alcohols)

USSR/Chemistry, Physical - Hydrates 21 Nov 51

"Equilibrium in Systems of Molten Salt - Water Vapor: Systems NaOH - H₂O and KOH - H₂O," I. S. Galinber, V. I. Korobkov, Khar'kov Agr Inst Imeni V. V. Dokuchayev

"Dok Ak Nauk SSSR" Vol LXXXI, No 3, pp 407-410

In a specially constructed stainless steel bomb, water vapor at variable pressures and temps has been dissolved in molten KOH and molten NaOH. Plots isotherms for molar quantities of H₂O dissolved in the alkali at pressures ranging from 0 to 240 kg/cm². These isotherms permit the calcn of the bond energies between the mols of liquid water and

molten alkali. Calcd the bond energy from the work of one mole of water being transferred to the melt in an isothermal reversible process. The cycle consists of 3 steps: I, work of the isothermal expansion of water; II, work of the isothermal expansion of steam from a pressure to vapor tension of the sat'd steam over water, to that equal to the vapor tension of the steam over the melt; III, work of condensation of the steam from the vapor phase to the melt. Then the max work is I minus II plus III. Illustrates the method of calcg its value (particularly step II).

KOROBKOV, V. I.

2147114

KOROBKOV, V. I.

Dissertation: "Equilibrium in 'Alkali Hydroxide - Water Vapor' Systems at High Temperatures." Cand Chem Sci, Khar'kov State U, Khar'kov, 1954. (Referativnyy Zhurnal--Khimiya, Moscow, No 9, May 54)

SO: SUM 318, 23 Dec 1954

M. A. M. Gorkiy