

KONOVALOV, L.A.; GLUVSHTEYN, I.V., red.; KOVALEVSKIY, M.A., red.
izd-va; EN'YEKOVA, G.M., tekhn. red.

[Business accounting is a means of mobilizing internal
potentials] Khoziaistvennyi raschet - uslovie mobilizatsii
vnutrennikh rezervov. Moskva, Metallurgizdat, 1963. 25 p.
(MIRA 17:3)

KOVALEVSKIY, M. F.

BOGACHEV, A.I., kand. tekhn. nauk; KOVALEVSKIY, M.F., inzh.; MISHINA, A.S.,
inzh. (g. Tuapse).

Organizing uninterrupted crossing at stations built according to
a parallel system. Zhel. dor. transp. 40 no.2:71-73 F '58.

(Railroads--Traffic)

(MIRA 11:3)

MIRONOV, A.N., kand.tekhn.nauk; KOVALEVSKIY, M.F., red.; GEL'MAN, D.Ya.,
red.; LABUS, G.A., tekhn.red.

[Sausage casings] Kishchnoe syr'e. Pod red. M.F.Kovalevskogo.
Moskva, Gos.izd-vo tekhn.i ekon.lit-ry po voprosam zagotovok,
1950. 46 p. (MIRA 12:3)

(Sausage casings)

BRLYAYEV, M.G.; KOVALEVSKIY, M.F.

Presentation of material for laboratory diagnosis of intoxications
in animals and fowl. Veterinaria 31 no.12:48-50 D '54.

(MLRA 7:12)

1. Moskovskaya gorodskaya veterinarno-dagnosticheskaya labo-
ratoriya gorvetotzela Mosgorispolkoma.
(VETERINARY LABORATORIES) (POISONS)

KOVALEVSKIY M.F.

USSR / Virology. Human and Animal Viruses. Rabies Virus.

E-3

Abs Jour : Ref Zhur - Biol., No 18, 1958, No 812 80

Authors : Solimov, M. A.; Kovalovskiy, M. F.; Semonova, Ye. V.

Inst : Not given

Title : Antirabic Gamma-Globulin. Report II. Study of the Efficiency of Antirabic Gamma-Globulin in Experiments on Animals.

Orig Pub : Zh. mikrobiol., epidemiol. i immunobiologii, 1957, No. 9, 35-41.

Abstract : The gamma-globulin fraction of antirabic serum with a high antibody titer in experiments on white mice, guinea pigs, Syrian hamsters, and dogs, had a definite medicinal-prophylactic effect against street strain of rabies virus. The use of gamma-globulin in combination with vaccination is recommended in specific prophylaxis of individuals severely bitten on the upper portion of the body.

Moscow Soc. Res. Inst. Vaccines, Serum and Mechnikov
Card 1/1

15

22

KOVALEVSKIY, M. F.; *ROMANOVA, V.G.; ZASUKHIN, D.N.; SHEVKUNOVA, Ye.A.
and DUNAYEVA, Z.D.

"Material on the Study of Toxoplasmosis in the Dogs of Moscow"

Voprosy toksoplazmoza, report theses of a conference on toxoplasmosis,
Moscow, 3-5 April 1961, publ. by Inst Epidemiology and Microbiology
im. N. F. Gamaleya, Acad. Med. Sci USSR, Moscow, 1961, 69pp.

*IEM im Gamaleya AMN SSSR, Moscow

ACCESSION NR: AP4017039

S/0141/63/006/006/1195/1201

AUTHORS: Kovalevskiy, M. M.; Roshal', A. S.

TITLE: Expansion of the noise suppression band in a quadrupole amplifier by means of a system of uncoupled input resonators

SOURCE: IVJZ. Radiofizika, v. 6, no. 6, 1963, 1195-1201

TOPIC TAGS: quadrupole amplifier, noise suppression band, fast cyclotron wave, electron beam noise, amplifier input resonator

ABSTRACT: As an aid in practical design, it is shown that the noise suppression band of the fast cyclotron wave of an electron beam can be appreciably broadened in a quadrupole amplifier by placing additional passive resonators in front of the input resonator. The parameters of each input-system resonator must be chosen such as to eliminate completely the noise at one optimally chosen frequency in the band. Calculations show that a system of three identical resonators broadens the noise suppression band by about 1.5 times compared with a single resonator. The use of three unequal resonators

Card 1/2

[M]
KOVALEVSKIY, M., inzhener; AVLASENKO, Yu.

Automatization of skip hoisting. Mast. ugl. 2 no. 10:9 0 '53. (MLRA 6:10)
(Mine hoisting)

KOVALEVSKIY, M.M.
BUSLIK, N.G.; KOVALEVSKIY, M.M.

[Factory testing of steam turbines and pumps]. Zavodskie ispytania
parovykh turbin i nasosov. Sverdlovsk, 1954. 246 p. (MLRA 8:3D)

KOVALEVSKY, M.M.

BUSLIK, N.G.; ~~KOVALEVSKIY, M.M.~~; YANCHENKO, V.F., kandidat tekhnicheskikh nauk, retsenzent; BUTAKOV, S.Ye., doktor tekhnicheskikh nauk, redaktor; DUGINA, N.A., tekhnicheskiiy redaktor.

[Factory testing of steam turbines and pumps] Zavodskie ispytaniia parovykh turbin i nasosov. Moskva, Gos. nauchno-tekhn. izd-vo mashinostroit. i sudostroit. lit-ry, 1954. 259 p. [Microfilm]
(Steam turbines--Testing) (MLRA 8:4)
(Pumping machinery--Testing)

KOVALEVSKIY, M. M.

KOVALEVSKIY, M.M; AVLASENKO, Yu.G.

Distance control of auxiliary operations in hoisting skips
in the mines of the Stalinugol' Combine. Ugol' 29 no.7:40-42 J1 '54.
(MLRA 7:7)

1. Kombinat Stalinugol'.
(Mine hoisting) (Remote control)

KOVALEVSKIY, MIKHAIL MIKHAYLOVICH

AVLASENKO, Yuriy Georgiyevich; KOVALEVSKIY, Mikhail Mikhaylovich; SNA-
GOVSKIY, Ye.S., redaktor; SABITOV, A., tekhnicheskij redaktor

[Automatic and remote control of stationary machinery in mines]
Avtomatizatsiia i distantsionnoe upravlenie shakhtnymi statsionar-
nymi ustanovkami. Moskva, Ugletekhizdat, 1955. 182 p.

(MLRA 9:3)

(Remote control) (Automatic control) (Mining machinery)

KOVALEVSKIY, Mikhail Mikhaylovich; KIRILLOV, I.I., doktor tekhnicheskikh nauk, retsenzent; KARPINSKIY, G.K., inzhener, retsenzent; BITEMAN, B.L., inzhener, redaktor; DUGINA, N.A., tekhnicheskiiy redaktor

[Steam turbines; a popular scientific sketch] Parovye turbiny; nauchno-populiarnyi ocherk. Moskva, Gos. nauchno-tekhn. izd-vo mashinostroit. lit-ry, 1956. 102 p. (MLRA 10:2)
(Steam turbines)

KOVALEVSKIY, M.M., inzh.

Intermediate superheating of steam. Energomashinostroenie 4 no.9:31-33
S '58. (MIRA 11:11)

(Steam, Superheated)

AVLASENKO, Yuriy Georgiyevich; KOVALEVSKIY, Mikhail Mikhailovich;
CHUMACHENKO, T., red.; SHAFETA, S., tekhred.

[Automatic control of mine systems] Avtomatizatsiia shakhtnykh
ustanovok. Izd.2., (dop. 1 perer. Kiev, Gos.izd-vo tekhn.lit-ry
USSR, 1960. 458 p. (MIRA 14:6)
(Coal mines and mining--Equipment and supplies)
(Automatic control)

KOVALEVSKIY, Mikhail Mikhaylovich; YANCHENKO, V.F., kand. tekhn.
nauk, retsenzent; DUGINA, N.A., tekhn. red.

[Qualitative evaluation of steam turbine design] Kachestven-
naia otsenka konstruksii parovykh turbin. Moskva, Mashgiz,
1963. 288 p. (MIRA 16:5)
(Steam turbines--Design and construction)

KOVALEVSKIY, M.M.; ROSHAL', A.S.

Widening the noise suppression band in a quadrupole amplifier by means of a system of detached resonators at the input. Izv.vys. ucheb.zav.; radiofiz. 6 no.6:1195-1201 '63. (MIRA 17:4)

1. Moskovskiy gosudarstvennyy universitet.

KOVALEVSKIY, M.M., inzh.; PROSKURYAKOV, G.V., inzh.; REVZIN, B.S., inzh.;
GRECHUKHIN, Ye.M., inzh.; SOROKIN, G.N., kand. tekhn. nauk;
TYRYSHKIN, V.G., kand. tekhn. nauk

Results of the heat tests of the GT-6-750-TMZ gas turbine
operating on liquid fuel. Energomashinostroenie 11 no.4:
1-5 Ap '65. (MIRA 18:6)

KOVALEVSKIY, M.M., inzh.; REVEIN, B.S., inzh.; GORSHKOV, V.N., inzh.; BABICH,
V.A., inzh.

The GT-6-750 TMZ gas turbine system. Energomashinostroenie 11 no.7:
8-12 J1 '65. (MIRA 18:7)

KOVALEVSKIY, M.M., inzh.; REVZIN, B.S., inzh.; KUROSH, V.D., inzh.;
GORSHKOV, V.N., inzh.; YAKHNIS, V.A., inzh.

Experimental operation of the GT-6-750 gas turbine on a
factory test stand. Energomashinostroenie 11 no.11:40-44
N '65. (MIRA 18:11)

(A) L 11058-66 EPA/EWP(F)/T-2/ETC(m) WW

ACC NR: AP6002956

SOURCE CODE: UR/0286/65/000/024/0126/0126

INVENTOR: Kovalevskiy, M. M.; Gorshkov, V. N.; Zatkovetskiy, G. N.; Kumkov, P. A.;
Shul'man, V. L.; Bantikov, Yu. S.; Svyatskiy, Z. M.

ORG: none

TITLE: Mixer and exhaust duct for a gas-turbine combustion chamber. Class 46,
No. 177231

SOURCE: Byulleten' izobreteniy i tovarnykh znakov, no. 24, 1965, 126

TOPIC TAGS: gas turbine engine, gas turbine, combustion chamber, turbine cooling

ABSTRACT: The proposed mixing chamber and exhaust duct is equipped with an external screen forming an annular clearance for feeding cooling air (see Fig. 1). The air then enters the mixing chamber through openings in its walls. To ensure a more uniform cooling of all combustion chamber components, the clearance is divided by a

Cerd 1/2

UDC: 621.438.056-712.8

L 11058-66

ACC NR: AP6002956

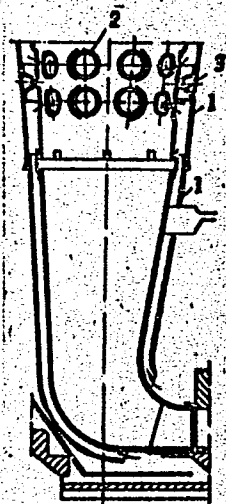


Fig. 1. Mixer and exhaust duct

1 - External screen; 2 - mixer openings; 3 - baffle.

baffle which permits part of the cooling air to enter the chamber directly and the rest in a counter-flow. Orig. art. has: 1 figure. [TN]

SUB CODE: 21/ SUBM DATE: 28Oct63/ ATD PRESS: 4170

Card 2/0

L 21922-66 EWT(m)/ETC(m)-6/E/EWP(f) WW/WE

ACC NR: AP6014623

SOURCE CODE: UR/0114/65/000/004/0001/0005

AUTHOR: Kovalevskiy, N. M. (Engineer); Proskuryakov, G. V. (Engineer); Revzin, B. S. (Engineer); Grechukhin, Ye. M. (Engineer); Sorokin, G. N. (Candidate of technical sciences); Tyryshkin, V. G. (Candidate of technical sciences)

69
68
8

ORG: none

23.44.55

TITLE: Results of the gas turbine heat tests at the GT-6-750 TMZ liquid fuel plant

SOURCE: Energomashinostroyeniye, no. 4, 1965, 1-5

TOPIC TAGS: gas turbine, thermometer, resistance thermometer, tachometer, wattmeter, monometer, turbine compressor

ABSTRACT: The article presents the results obtained in the final stage of thermotechnical testing of the 6 megawatt gas turbine installation in the plant. A schematic diagram of the measuring set-up and instrumentation is shown: it consisted essentially of a mercury thermometer, a resistance thermometer, a manometer, a standard manometer, a tachometer and a laboratory wattmeter. At a temperature of 760°C before the high-pressure stage and with 6 MW output at 6200 rpm, the efficiencies were 86.5% for the high-pressure stage (89.5% design value) and 91.6% for the low-pressure stage (90.5% design value). All the equations are shown for calculating power losses, heat balance and efficiencies. The compressor was also tested at the same time. The results are presented in the form of curves. These show the overall perfor-

Card 1/2

UDC: 621.438.001.41

L 21922-66

ACC NR: AP6014623

mance characteristics, namely the temperature and compression ratio as functions of output power under optimum conditions of the high-pressure stage operation, also the output power as a function of speed at various fuel rates. The results are compared with those of previous preliminary tests and original design values. The analysis of test data provide a clue for possible improvements of the gas turbine performance. / Orig. art. has: 5 figures, 9 formulas and 1 table. /JPRS/

SUB CODE: 21 / SUBM DATE: none / ORIG REF: 001

Card 2/2 nst

L 24955-66 EWT(d)/EWT(m)/ENP(f)/EPF(n)-2/T-2/ETC(m)-6 WW

ACC NR: AP6012273

SOURCE CODE: UR/0114/65/000/011/0040/0044

AUTHOR: Kovalyakiy, M. M. (Engineer); Ravzin, B. S. (Engineer); Kurosh, V. D. (Engineer); Gorshkov, V. N. (Engineer); Yakhnis, V. A. (Engineer)

54
53
D

ORG: none

TITLE: Experimental bench tests for developments of the GT-6-750 gas turbine installation at the Ural Turbine Plant

SOURCE: Energomashinostroyeniye, no. 11, 1965, 40-44

TOPIC TAGS: gas turbine, gas turbine engine test

ABSTRACT: The authors describe the basic stages in bench-testing a pilot model for the GT-6-750 gas turbine installation at the Ural Gas Turbine Plant. This 6000 kw unit was designed as a power drive for gas line compressor stations. The design of the installation is described in issue No. 7 of this same publication. Bench-testing and finishing operations, which included making new turbine blades, required 15 months. Participating in the tests were the Central Boiler and Turbine Institute im. I. I. Polzunov, the Institute of Technical Thermophysics AN UkrSSR and other organizations.

Polzunov, the Institute of Technical Thermophysics AN UkrSSR and other organizations. The characteristics of the axial compressor and the high- and low-pressure turbines are given together with a description of tests on the installation as a whole. A diagram is given showing the temperature field of the turbine under nominal operating

Card 1/2

UDC: 621.438.001.5

Card 2/2 *dda*

KOVALEVSKIY, M.O., kuznets; GORELOV, B.S., molotoboyets.

Equipment for making hoisting buckets. [Suggested by M.O.Kovalevskii and B.S.Gorelov] Rats.1 izobr.predl.v stroi. no.146:26-27 '56.

(MLRA 10:2)

1. Voronezhskiy kirpichnyy zavod.
(Hoisting machinery)

KOVALEVSKIY, N.A.

KOVALEVSKIY, N.A., kandidat tekhnicheskikh nauk

Processing pelts with the use of malt sprouts. Leg.prom. 15
no.6:13-15 Je '55. (MIRA 8:8)

(Furs)

KOVALEWSKIY, N.S.

KOVALEWSKIY, N.S. -- "The Cold Rolling of Pipe with Periodic Reduction
(Elements in the Theory of the Technology of This Process.) Min
Ferrous Metallurgy USSR. All-Union Sci Res Pipe Inst (VNIPI)
Dnepropetrovsk, 1955
(Dissertation for the Degree of Candidate in Technical Sciences.)

SO: Knizhnaya Letopis', No. 9, 1956

KOVALEVSKIY, N.G., kand.tekhn.nauk; ORRO, P.I.; OSADA, Ya.Ye.

New method of cold drawing of pipes under recurrent reduction conditions. Biul.nauch.-tekh.inform.VNITI no.4/5:76-81 '58.

(MIRA 15:1)

(Drawing (Metalwork))

S/137/62/000/007/028/072
A052/A101

AUTHORS: Kovalevskiy, N. G., Chuyko, P. I., Arkhangel'skiy, A. M.,
Sadokov, G. M., Borodkin, A. I.

TITLE: Tests of cold drawing thin-wall stainless steel pipes on a short
mandrel

PERIODICAL: Referativnyy zhurnal, Metallurgiya, no. 7, 1962, 34, abstract 7D201.
(In collection: "Proiz-vo trub". Khar'kov, Metallurgizdat, no. 6, 1962
90 - 93)

TEXT: The investigations have proved the possibility of cold drawing
thin-wall stainless steel pipes on a short mandrel with the coefficient of elon-
gation of 1.35 - 1.49. These results are secured by the application of oxalate
coating as a technological lubricant in combination with a double lubrication
(5% ordinary soap solution plus a fifty-fifty mixture of castor oil and talc) and
using a hard-alloy tool. ✓

N. Yudina

[Abstracter's note: Complete translation]

Card 1/1

ACCESSION NR: AR4041592

S/0137/64/000/005/D037/D037

SOURCE: Ref. zh. Metallurgiya, Abs. 5D220

AUTHOR: Kovalevskiy, N. G.; Yushkevich, P. M.; Shepetovskiy, A. Ya.

TITLE: Cold processing and heat treatment of pipes of steel SN2 (EI904)

CITED SOURCE: Sb. Proiz-vo trub. Vy³ p. 10. M., Metallurgizdat, 1963, 50-57

TOPIC TAGS: cold processing, heat treatment, steel pipe/SN2 steel

TRANSLATION: Investigation was conducted on billet shells with dimensions 41 by 3.5 by (1100 - 1200) mm, obtained by hot pressing of steel of grade SN2 (0.05-0.06% C, 0.28-0.31% Mn, 0.42% Si, 7.9-8.1% Ni, 16-16.1% Cr, 1.06-1.12% Al, traces of Ti). Results of mechanical tests of steel samples SN2 after normalization, the course and technological parameters cold rolling and drawing of steel pipes SN2 are listed. It was determined that cold rolling and drawing of steel pipes SN2 can be carried out normally with deformations close to

Card 1/2

ACCESSION NR: AR4041502

deformations allowed during rolling and drawing of steel 1Kh18N10T. Heat treatment of steel SN2 should be conducted at 1100° and holding for 5 minutes with cooling in air. In process of cold rolling and drawing of pipes of steel SN2 martensite of deformation will be formed, which strengthens metal in addition to strengthening caused by crushing of substructure of austenitic matrix.

SUB CODE: MM

ENCL: 00

Card 2/2

ACCESSION NR: AR4041539

S/0137/64/000/004/DO44/DO44

SOURCE: Ref. zh. Metallurgiya, Abs. 4D259

AUTHOR: Yushkevich, P. M.; Kovalevskiy, N. G.; Shepetovskiy, A. Ya.

TITLE: Phase hardening of stainless steel EI904 (1Kh15N9Yu) during cold drawing and rolling

CITED SOURCE: Sb. Proiz-vo trub. Vy*p. 11. M., Metallurgizdat, 1963, 100-103

TOPIC TAGS: Phase hardening, cold drawing, cold rolling, stainless steel/
EI904 steel

TRANSLATION: For study of hardening of steel EI904 from a forged rod there was prepared shells of dimension 27 x 2.5 x 300 millimeters with turned external and reamed internal surfaces. Shells were rolled on a laboratory two-high mill 200 in rollers with variable section of stream (principle of pilger rolling) on a conical mandrel. The initial billet in experiments of drawing was a pipe of dimension 20 x 1.25 millimeters, obtained from a shell by cold rolling. All shells and pipe before cold deformation were subjected to normalization at 1100° with holding

Card 1/3

ACCESSION NR: AR4041539

For 10 minutes. After normalization these shells were subjected to etching in a solution of hydrofluoric acid; then before cold rolling their surface was coated with oxalate. In process of investigation they studied influence of degree of cold deformation by rolling and drawing (from 5 to 70%) on mechanical properties of pipes, where it was, planned to conduct deformation of pipes by mandrel-less drawing within 5-40%, and cold rolling—within 30-70%. During drawing the following degrees of deformation were obtained: 5, 10, 15, 20, 30 and 37%, during rolling—32, 40, 43, 45, 58, 52, 58 and 68%. With increase of degree of deformation of rolling >30-40% there is observed gradual increase of σ_b ; with deformation of 68% it attains 145-152 kilograms per square millimeter. σ_s here remains approximately on the same level (125-130 kilograms per square millimeter), and δ decreases from 13 to 5%. Increase of degree of hardening of the metal after tempering and deformation is more than 10%, caused by the fact that steel EI904 consists mainly of unstable martensite of deformation, which during tempering endures precipitation hardening. This is confirmed by decrease of period of the crystal lattice of martensite during tempering up to 500° from 2.864 to 2.855 Å. Tempering of cold-rolled pipes at 400° leads also to insignificant change of mechanical properties. σ_b in this case increases by 10 kg/mm², σ_s by 3-4%, and

Card 2/3

Card 3/3

KOVALEVSKIY, N.G., kand. tekhn. nauk; YUSHEVICH, P.M., kand. tekhn. nauk;
SHEPETOVSKIY, A.Ya., inzh.

Gold working and heat treatment of SN2(BA1904) steel pipe.
Proizv. trub no.10:50-57 '63. (MIRA 17:10)

I 8317-66

EWI(d)/EWI(m)/EWP(v)/EWP(t)/EWP(k)/EWP(h)/EWP(b)/EWP(l)/EWA(c) JD/HW

ACC NR: AT5022783

SOURCE CODE: UR/3164/64/000/014/0047/0051

AUTHOR: Fura, B. A. (Engr.); Sakursko, A. A. (Engr.); Arkhangel'skiy, A. M. (Engr.); Kovalevskiy, N. G. (Candidate of Technical Sciences)

44,55
49
45
371

ORG: None

TITLE: Machine for drawing rods for the production of capillary tubes from hard-to-deform steels and alloys

SOURCE: Dnepropetrovsk. Vsesoyuznyy nauchno-issledovatel'skiy i konstruktorsko-tekhnologicheskii institut trubnoy promyshlennosti. Proizvodstvo trub, no. 14, 1964. Sbornik statey po teorii i praktike trubnogo proizvodstva (Collection of articles on the theory and practice of pipe production), 47-51

TOPIC TAGS: metal tube, production engineering, cold rolling, metal drawing

ABSTRACT: The production of capillary tubes from hard-to-deform steels and

Card 1/2

2

L 8317-66

ACC NR: AT5022783

alloys required a special method of tube drawing, in a casing and on a rod. A machine was designed and produced by the Ukrainian Scientific Research Pipe Institute, operating as follows: Into a tube made from hard-to-deform metal ^{47,5}, a steel rod was inserted, the characteristics of which allowed a uniform decrease in its cross section under tension. The tube was covered with another thin-walled tube made from a mild low-carbon steel. After a preliminary warm and cold rolling of the tube together with the casing and rod, a three-layered rod resulted, which was rolled again to the given size. The subsequent operation provided for the extraction of the rod and the removing of the casing. The machine described makes possible core-drawing operations for the fabrication of capillary tubes from hard-to-deform steels and alloys, and it can be used by tube manufacturing plants. Orig. art. has: 4 figures.

SUB CODE: MM/ SUBM DATE: 00/ NR REF SOV: 001/ OTHER: 000

PC
Cord 2/2

SOV-3-58-9-34/36

AUTHOR: Kovalevskiy, N.I., Docent, Candidate of Technical Sciences

TITLE: Bibliography (Bibliografiya). To the Correspondence Student - Training Literature of High Quality (Zaochnikam - dobrokachestvennyu uchebnuyu literaturu)

PERIODICAL: Vestnik vysshey shkoly, 1958, Nr 9, pp 90-92 (USSR)

ABSTRACT: The article is a review of a course of lectures on the "Resistance of Materials" composed by Docent S.P. Budarin, and published by the Vsesoyuznyy zaochnyy lesotekhnicheskyy institut (All-Union Forest-Engineering Correspondence Institute). There is 1 Soviet reference.

Card 1/1

L 13952-66 EWT(m)/T RPL WW/JW/JWD/WE/GS
ACC NR: AT6004592

SOURCE CODE: UR/0000/65/000/000/0173/0177

AUTHOR: Kovalevskiy, N. N.; Finyagin, A. P.

ORG: none

62
B+1

TITLE: Ionization method for determining the flame speed in a tube with one open end

SOURCE: AN SSSR. Institut goryuchikh iskopayemykh. Novyye metody szhiganiya topliv i voprosy teorii goreniya (New methods in the combustion of fuels and problems in the theory of combustion). Moscow, Izd-vo Nauka, 1965, 173-177/5

TOPIC TAGS: flame, combustion, burning velocity, flame speed

ABSTRACT: An ionization method of measuring the flame speed in homogenous gas mixtures contained in a tube with one open end has been developed. The measuring instrument consists of a vertical plastic tube, 68 mm in diameter and 780 mm long, containing 4 pairs of electrodes. One pair, mounted at the tube end, is used for ignition, and the other three pairs, located at different points along the tube, serve to pick up the electrical signals generated by the ionization of the gas caused by the passage of the flame front. The three electrodes are connected via an amplifier to the oscillators of an MPO-2 oscillograph. The method permits measurement of flame speeds with an accuracy of 0.98—1.18%. This method is superior to the optical and pneumatic methods in that it can be used for flames of low luminosity and over a wide range of flame speeds. It also uses low voltages on the electrodes as compared to other elec-

Card 1/2

L 13957-66

ACC NR: AT6004592

trical. methods so that the possible effects of the electrical field on the flame speed are eliminated. Orig. art. has: 2 figures and 1 table. [PV]

SUB CODE: 21/ SUBM DATE: 09Sep65/ ORIG REF: 006/ ATD PRESS: 4/9/

gl
Card 2/2

E 39496-66 EWI(m)/I RPL WW/JW/GD/JWD/WE/GS

ACC NR: AT6004592 SOURCE CODE: UR/0000/65/000/000/0173/0177

AUTHOR: Kovalevskiy, N. N.; Finyagin, A. P.

ORG: none

TITLE: Ionization method for determining the flame speed in a tube with one open end

SOURCE: AN SSSR. Institut goryuchikh iskopayemykh. Novyye metody szhiganiya topliv i voprosy teorii goreniya (New methods in the combustion of fuels and problems in the theory of combustion). Moscow, Izd-vo Nauka, 1965, 173-177

TOPIC TAGS: flame, combustion, burning velocity, flame speed

ABSTRACT: An ionization method of measuring the flame speed in homogenous gas mixtures contained in a tube with one open end has been developed. The measuring instrument consists of a vertical plastic tube, 68 mm in diameter and 780 mm long, containing 4 pairs of electrodes. One pair, mounted at the tube end, is used for ignition, and the other three pairs, located at different points along the tube, serve to pick up the electrical signals generated by the ionization of the gas caused by the passage of the flame front. The three electrodes are connected via an amplifier to the oscillators of an MPO-2 oscillograph. The method permits measurement of flame speeds with an accuracy of 0.98-1.18%. This method is superior to the optical and pneumatic methods in that it can be used for flames of low luminosity and over a wide range of flame speeds. It also uses low voltages on the electrodes as compared to other elec-

19
B+1
113446

Card 1/2

L 39496-66

ACC NR: AT6004592

trical methods so that the possible effects of the electrical field on the flame speed are eliminated. Orig. art. has: 2 figures and 1 table. -[PV]

SUB CODE: 21/ SUBM DATE: 09Sep65/ ORIG REF: 006/ ATD PRESS: 4/9/

Card 2/272LP

ALEKSEYEV, I.A.; GRUEIN, P.I.; KOWALEVSKIY, N.I.; SHTAN', I.I.

Electrodynamics units for recording the systems of gamma-ray
resonance absorber in experiment. Zhurnal teoreticheskoy i eksperimental'noy fiziki
1965. (MIRA 18612)

1. Osnovnyy nauchnyy tsentr sotsialisticheskoy inzhinernoy akademii
metallurgii im. I.P.Bardina.

STANKOV, S.S.; KOVALEVSKIY, Nikolay Vasil'yevich

[Our medicinal plants] Nashi lekarstvennye rastenija. 2-oe, ispr. 1
dop. [Gor'kii] Gor'kovskoe obl. gos. izd-vo, 1952. 242 p. (MLRA 9:11)
(BOTANY, MEDICAL)

STANKOV, S.S.; KOVALEVSKIY, N.V. [authors]; KALASHNIKOV, V.P. [reviewer].

Review of S.S.Stankov's and N.V.Kovalevskii's book "Our medicinal plants."
Reviewed by V.P.Kalushnikov. Apt.delo no.4:62-65 JI-Ag '53. (MLRA 6:8)
(Botany, Medical) (Stankov, Sergei Sergeevich, 1892-)
(Kovalevskii, N.V.)

BAYEV, A.A., inzh.; KOVALEVSKIY, O.M., inzh.

Moving span structures on floating supports. Transp. stroi. 14
no.10:16-19 0 '64. (MIRA 18:3)

BANDALETOV, S.M.; BORISYAK, M.A.; KOVALEVSKIY, O.P.; NIKITIN, I.F.

Upper Ordovician and Lower Silurian sediments in the Akdombak Mountain region of the Chingiztau (central Kazakhstan). Izv. AN Kazakh. SSR. Ser. geol. 22 no.1:35-44 Ja-F '65.

(MIRA 18:6)

1. Institut geologicheskikh nauk im. K.I. Satpayeva, g. Alma-Ata, i Vsesoyuznyy nauchno-issledovatel'skiy geologicheskiiy institut, g. Leningrad.

KOVALEVSKIY, O. P.

"Silerian tabulates and heliolithids of central Kazakhstan and their stratigraphic significance." All-Union Sci Res Geological Inst (VSEGEI). Leningrad, 1956. (DISSERTATION For the Degree of Candidate in GEOLOGICOMINERALOGICAL SCIENCE.)

Knizhnaya letopis'
No 33, 1956, Moscow

KOVALEVSKIY, O.P.

Age of Silurian carbonate formations in central Kazakhstan. Sov.
geol. 2 no.3:143-150 Mr '59. (MIRA 12:6)

1. Vsesoyuznyy nauchno-issledovatel'skiy geologicheskii institut
(VSEGEI).
(Kazakhstan--Geology, Stratigraphic)
(Carbonates (Mineralogy))

KOVALEVSKIY, O.P.

Age of upper Ordovician limestones of Akdombak Mountain (Chingis-
Tau). Inform.sbor.VSEGEI no.42:53-59 '61. (MIRA 15:1)
(Chingis-Tau--Limestone)

BORISYAK, M.A.; KOVALEVSKIY, O.P.; NIKOLAYEVA, T.V.

Stratigraphy of the Silurian in Chingiz-Tau. Inform.sbor.VSEGEI
no.42:61-69 '61. (MIRA 15:1)
(Chingiz-Tau--Geology, Stratigraphic)

KOVALEVSKIY, O.F.

Some Late Ordovician Helioitoida of the Chingiztau. Trudy VSPGEI
1943-47 '64.
(MIRA 18:7)

KOVALEVSKIY, P., inzh.; MELIK-PARSADANOVA, A., inzh.

Large blocks in the German Democratic Republic. Zhil. stroi.
no.5:31-32 '59. (MIRA 12:8)
(Germany, East--Concrete blocks)

KOVALEVSKIY, P., insh.

Production of large brick blocks in the German Democratic Re-
public. Na stroi. Mosk. 2 no.8:31-32 Ag '59.

(Germany, East--Building blocks) (MIRA 12:12)

KOVALEVSKIY, P., inzh.; PODKOLZIN, P., kand.tekhn.nauk

Pressure gauge. Sov.shakht. 10 no.12:14 D '61.

(MIRA 14:12)

(Pressure gauges)

KOVALEVSKIY, P., nauchnyy sotrudnik

Vibration molding of large brick articles. Sel'.stroj. no.11:14
N '62. (MIRA 15:12)

1. Nauchno-issledovatel'skiy institut organizatsii, mekhanizatsii
i tekhnicheskoy pomoshchi stroitel'stvu Akademii stroitel'stva
i arkhitektury SSSR.
(Brick walls) (Vibrators)

UTENKOV, V.F., kand.tekhn.nauk [deceased]; BOGATYREV, I.I., kand.tekhn. nauk; DODIN, V.Z., inzh.; GORDIYENKO, N.A., inzh.; MUKHA, V.M., inzh.; BEREZOVSKIY, B.I., inzh.; KOVALEVSKIY, P.I., inzh.; ROGOVSKIY, L.V., inzh.; SHABALINA, V.I.; PETROVA, V.V., red.izd-va; ABRAMOVA, V.M., tekhn.red.

[Temporary instructions for carrying out building and assembly operations in the Far North and in permafrost regions] Vremennye ukazaniia po proizvodstvu stroitel'no-montazhnykh rabot v usloviakh Krainego Severa i raionov rasprostraneniia mnogoletnei merzloty. VJ 2-60. Moskva, Gos.izd-vo lit-ry po stroit., arkhit. i stroit. materialam, 1960. 59 p. (MIRA 14:6)

1. Akademiya stroitel'stva i arkhitektury SSSR. Institut organizatsii, mekhanizatsii i tekhnicheskoy pomoshchi stroitel'stvu. (Russia, Northern—Building—Cold weather conditions)

KOVALEVSKIY, P.I.

Lining shaft mouths with tubings. Ugol' Ukr. 33-35 F '59.
(MIRA 12:3)

1. Glavnyy inzh. 7-go stroitel'nogo prokhodcheskogo upravleniya.
(Shaft sinking)

UTENKOV, V.F., kand.tekhn.nauk; BOGATYREV, I.I.; GORDIYENKO, N.A.,
nauchnyy sotr., inzh.; VLASOVA, M.A., nachnyy sotr., inzh.;
KOVALEVSKIY, P.I., nachnyy sotr., inzh.; MUKHA, V.I.,
nauchnyy sotr., inzh.; BEREZOVSKIY, B.I., nachnyy sotr.,
inzh.; Primal uchastiye POLOZOVAYA, N.K., tehnik; UDOD,
V.Ya., red. izd-va; SHERSTNEVA, N.V., tekhn. red.

[Handbook on winter construction work] Spravochnoe posobie
po stroitel'nym rabotam v zimnee vremia. Moskva, Gosstroi-
izdat, 1961. 213 p. (MIRA 15:7)

1. Akademiya stroitel'stva i arkhitektury SSSR. Institut or-
ganizatsii, mekhanizatsii i tekhnicheskoy pomoshchi stroitel'-
stvu.

(Building--Cold weather conditions)

KOVALEVSKIY, P.I., inzh.

Thermal cutting of reinforced concrete with circular friction saws.
Mekh. stroi. 20 no.4:9-10 Ap '63. (MIRA 16:3)
(Reinforced concrete) (Circular saws)

PODKOLZIN, P.S.; KOVALEVSKIY, P.I.

Working practice of the hydraulic section of "Zimogor'ye"
Mine No.63 of the "Leninugol'" Trust. Nauch. trudy KHGI
11:76-80 '62. (MIRA 16:11)

KOVALEVSKIY, Pavel Ippolitovich, inzh.; PITSKEL', Lev Naumovich, kand. tekhn.nauk; KISELEV, Petr Mikhaylovich, ml. nauchn. sotr., inzh.; SHNEYDER, Ye.B., red.

[Vibrocompaction of brick blocks for industrial installations; practices of the laboratory for winter operations of the Scientific Research Institute of Organization, Mechanization, and Technical Aid for Construction, Section of Large-Block Construction of the Scientific Research Institute for Construction and of the "Teplomontazh" Trust] Vibrouplotnenie kirpichnykh blokov dlia promyshlennykh sooruzhenii; iz opyta laboratorii zimnikh rabot NIIOMTP, sektora krupnoblochnykh konstrukttsii NII po stroitel'stvu i tresta "Teplomontazh." Moskva, Gosstroizdat, 1963. 42 p. (MIRA 17:6)

1. Akademiya stroitel'stva i arkhitektury SSSR. Nauchno-issledovatel'skiy institut organizatsii, mekhanizatsii i tekhnicheskoy pomoshchi stroitel'stvu. 2. Laboratoriya zimnikh rabot Nauchno-issledovatel'skogo instituta organizatsii, mekhanizatsii i tekhnicheskoy pomoshchi stroitel'stvu Akademii stroitel'stva i arkhitektury SSSR (for Kovalevskiy). 3. Rukovoditel' sektora krupnoblochnykh konstrukttsiy Nauchno-issledovatel'skogo instituta po stroitel'stvu Akademii stroitel'stva i arkhitektury SSSR (for Pitskel'). 4. Sektor krupnoblochnykh konstrukttsiy Nauchno-issledovatel'skogo instituta po stroitel'stvu Akademii stroitel'stva i arkhitektury SSSR (for Kiselev).

1. KOVALEVSKIY, P. M., Prof.
2. SSSR (600)
4. Pirogov, Nikolai Ivanovich, 1810-1881
7. N. I. Pirogov in the northern Caucasus.
Khirurgia No. 10, 1952

9. Monthly Lists of Russian Accessions, Library of Congress, March 1953, Unclassified.

KOVALEVSKIY, P.M., professor

Assistant I. Kalashnikov, Pirogov's closest coworker. Vest.khir. 77
no.11:40-42 N '56. (MLRA 10:1)

1. Iz gospiatal'noy khirurgicheskoy kliniki (sav. - prof. P.M.
Kovalevskiy) Stavropol'skogo meditsinskogo instituta.

(BIOGRAPHS

Kalashnikov, I.)

KOVALEVSKIY, P.M., prof. (Stavropol' (krayevoy), ul. Pushkina, d. 27, kv. 7).

Draining the mediastinum through the esophageal opening in the diaphragm in acute posteroinferior mediastinitis. Vest.khir. 81 no.11:84-89 N '53. (MIRA 12:3)

1. Iz gosptal'noy khirurgicheskoy kliniki (zav. - prof. P.M. Kovalevskiy) Stavropol'skogo meditsinskogo instituta.
(MEDIASTINUM--DISEASES) (DRAINAGE, SURGICAL)

← KOVALEVSKIY, P.M., prof.

The 18th International Congress of Surgeons in Munich. Sov. med.
24 no. 5:145-147 My '60. (MIRA 13:10)
(SURGERY---CONGRESSES)

KOVALEVSKIY, P.M.

An unpublished letter of N.I.Pirogov. Vest.Khir. 84 no.6:129-130
Je '60. (MIRA 13:12)
(SURGERY) (PIROGOV, NIKOLAI IVANOVICH 1810-1881)

KOVALEVSKIY, P.M., prof.; PUTYATIN, V.M., dotsent; SKALINA, Ye.P., dotsent;
ZUBAREV, T.A., vrach

Late results of surgical treatment of chronic coronary
insufficiency by bilateral ligation of internal thoracic
arteries. Uch. zap. Stavr. gos. med. inst. 12:223-224 '63.

(MIRA 17:9)

1. Kafedra gospital'noy khirurgii (zav. prof. P.M. Kovalevskiy),
kafedra gospital'noy terapii (zav. prof. I.N. Sergiyenko)
Stavropol'skogo gosudarstvennogo meditsinskogo instituta i
kabinet funktsional'noy diagnostiki Stavropol'skoy krayevoy
klinicheskoy bol'nitsy (zav. vrach T.A. Zubarev).

KOVALEVSKIY, P.N.
KOVALEVSKIY, P.N.; CHUNIKHIN, I.I.

Replacing thyratrons. Stan.i instr. 29 no.1:26-27 Ja '58.
(MIRA 11:1)
(Thyratrons)

KOVALEVSKIY, P.P.

ALEKSEYEVSKIY, A.K.; KOVALEVSKIY, P.P.; MINDLIN, G.N.

Standard pattern clay facing elements for rods and cornices.
Rats. i izobr.predl. v stroi. no.108:20-21 '55. (MIRA 8:10)
(Cornices)

KOVALEVSKIY, P.P.

AUTHOR: Ivankin, Ya.I., Kovalevskiy, P.P., Bidulya, V.I., 32-9-29/43
Tsukur, I.D.

TITLE: Perfectioning of the Control of Apparatus for Industrial Gamma Defectoscopy (Uovershenstvovaniye upravleniya apparatov dlya promyshlennoy gamma-defektoskopii)

PERIODICAL: Zavodskaya Laboratoriya, 1957, Vol.23, Nr 9, pp.1127-1128 (USSR)

ABSTRACT: The apparatus GUP-Co-5-1 and GUP-Co-50-1, which are being produced by the "Mosrentgen" plant, have an important disadvantage in that the switchboard for the radioactive source is mounted immediately on the understructure of the device near the protective shield of the preparation. Here a new construction, in which the switchboard is fitted on a separate table, is described. By making use of a cable of 21 m length, which connects the apparatus with the operator stand, and of an operating stand of 7 m length, the person operating controls is able to work at a distance of 28 m from the source from an open stand, so that full safety is warranted. There is 1 figure.

ASSOCIATION: Dnepropetrovsk Plant for Metallurgical Equipment (Dnepropetrovskiy zavod metallurgicheskogo oborudovaniya)

AVAILABLE: Library of Congress
Card 1/1

KOVALEVSKIY, Petr Vasil'yavich [Kavaleuski, P.V.]; MOTUZ, K., red.;
TRUKHANOVA, A. [Trukhanava, A.], tekhn. red.

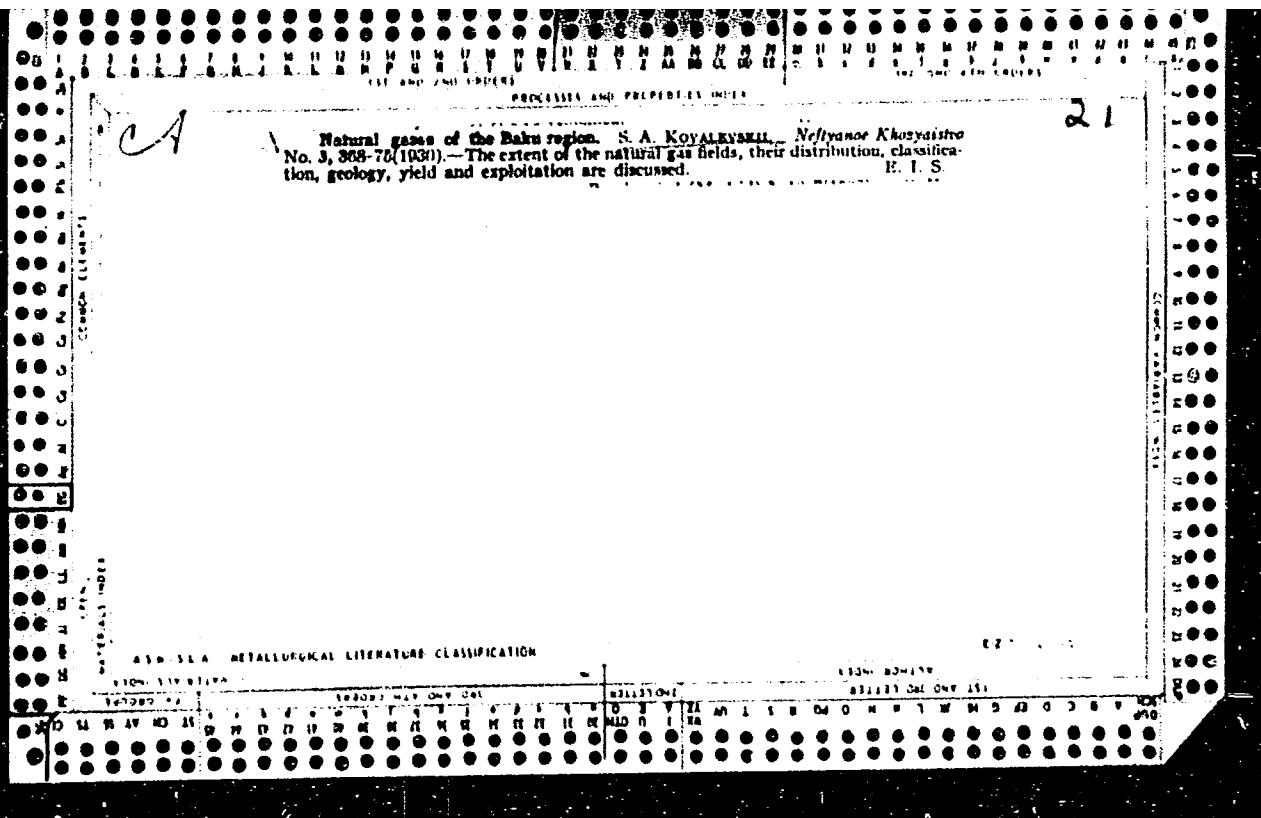
[Manpower and its use on the collective farms of the White Russian S.S.R.] Pratsounyia resursy i ikh vykarystanne u kálhasakh BSSR. Minsk, Dziarzh.vyd-va BSSR. Red.sotsyial'na-ekon.lit-ry, 1961. 52 p. (MIRA 15:1)
(White Russia--Collective farms)

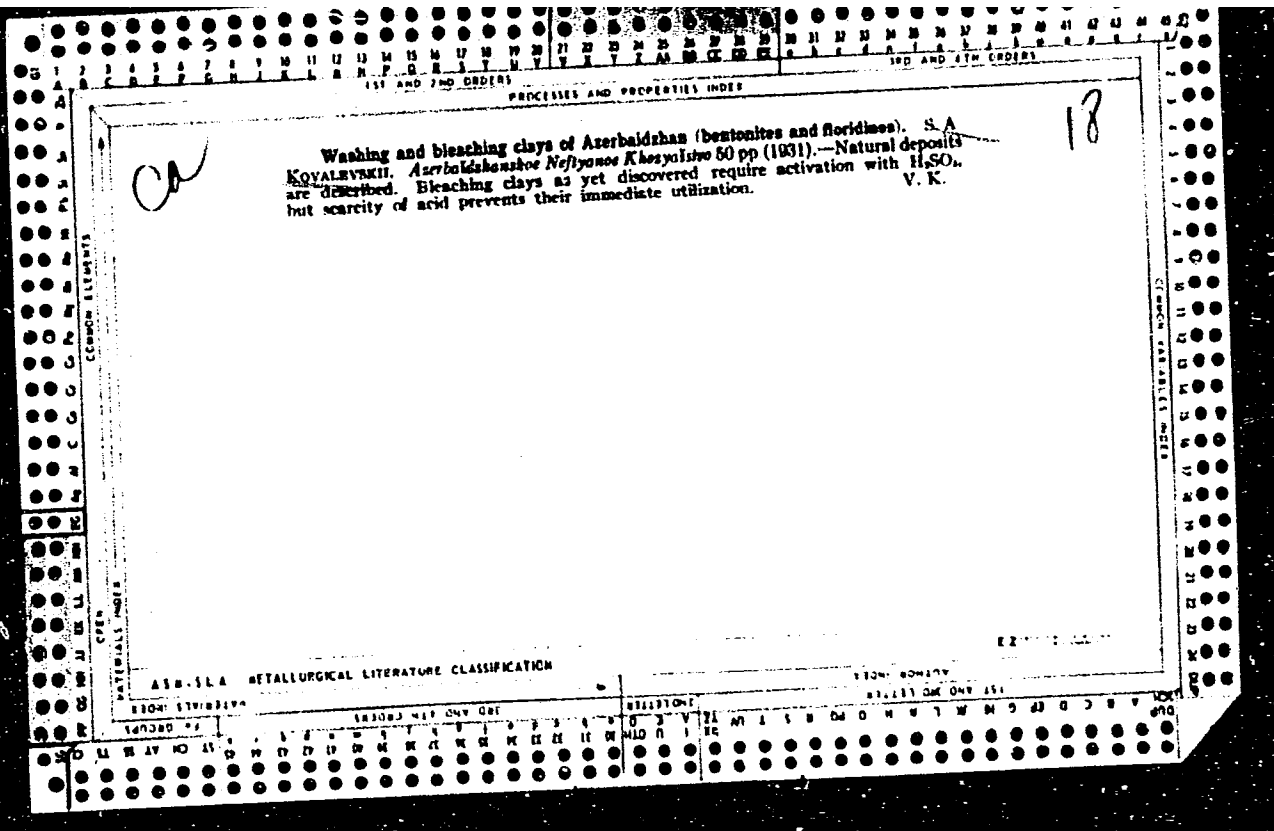
MARTINKEVICH, F.S., kand.geograf.nauk; SOBOLEV, Ye.Ya., kand.geograf.nauk;
BOL'SHAKOVA, V.P., kand.ekonom.nauk; LAPETA, D.D., kand.ekonom.
nauk; GLADKIY, V.I., kand.geograf.nauk, starshiy prepodavatel';
ANICHENKO, G.V., kand.geograf.nauk; KOTT, G.Z.; TRUBILKO, N.P.,
kand.ekonom.nauk; KOROLENKO, I.K., kand.ekonom.nauk; GUTSEV, Ye.G.,
kand.geograf.nauk; CHERNENKO, V.A.; CHERNYSH, L.P.. Prinsipali
uchastiye: KOZLOVA, A.I.; KOVALEVSKIY, P.V.; MAZURENKO, R.V.;
KUYEYSHA, Ye.I.; KRYLOVA, V.S.; SERZHINSKIY, I.I.; KURKINA, Z.A.;
KALECHITS, T.A.. ROMANOVSKIY, N.T., red.; KOSTEVICH, K.R., red.;
TURTSEVICH, L., red.izd-va; SIDERKO, N., tekhn.red.

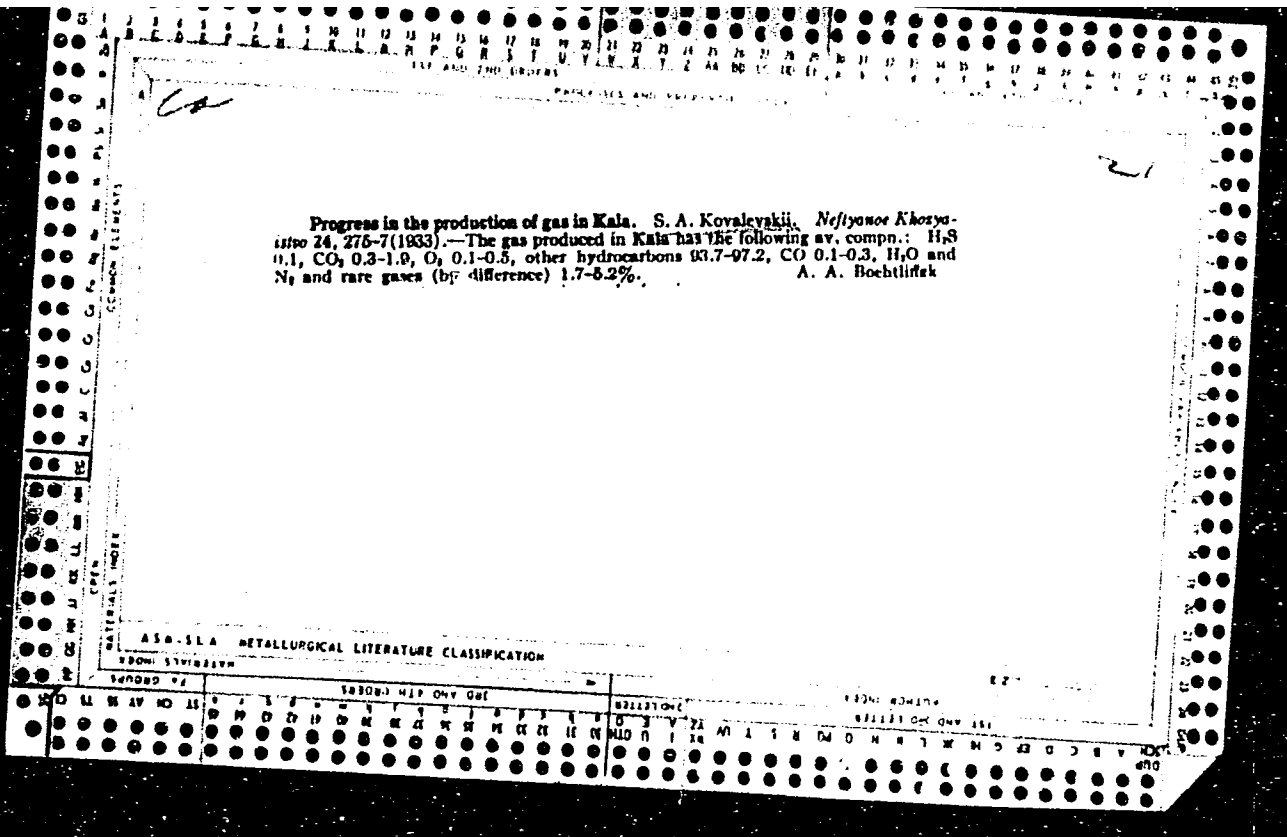
[Distribution of the industry of White Russia for the processing
of agricultural raw materials] Razmeshchenie promyshlennosti BSSR
po pererabotke sel'skokhoziaistvennogo syr'ia. Minsk, 1959. 193 p.
(MIRA 13:6)

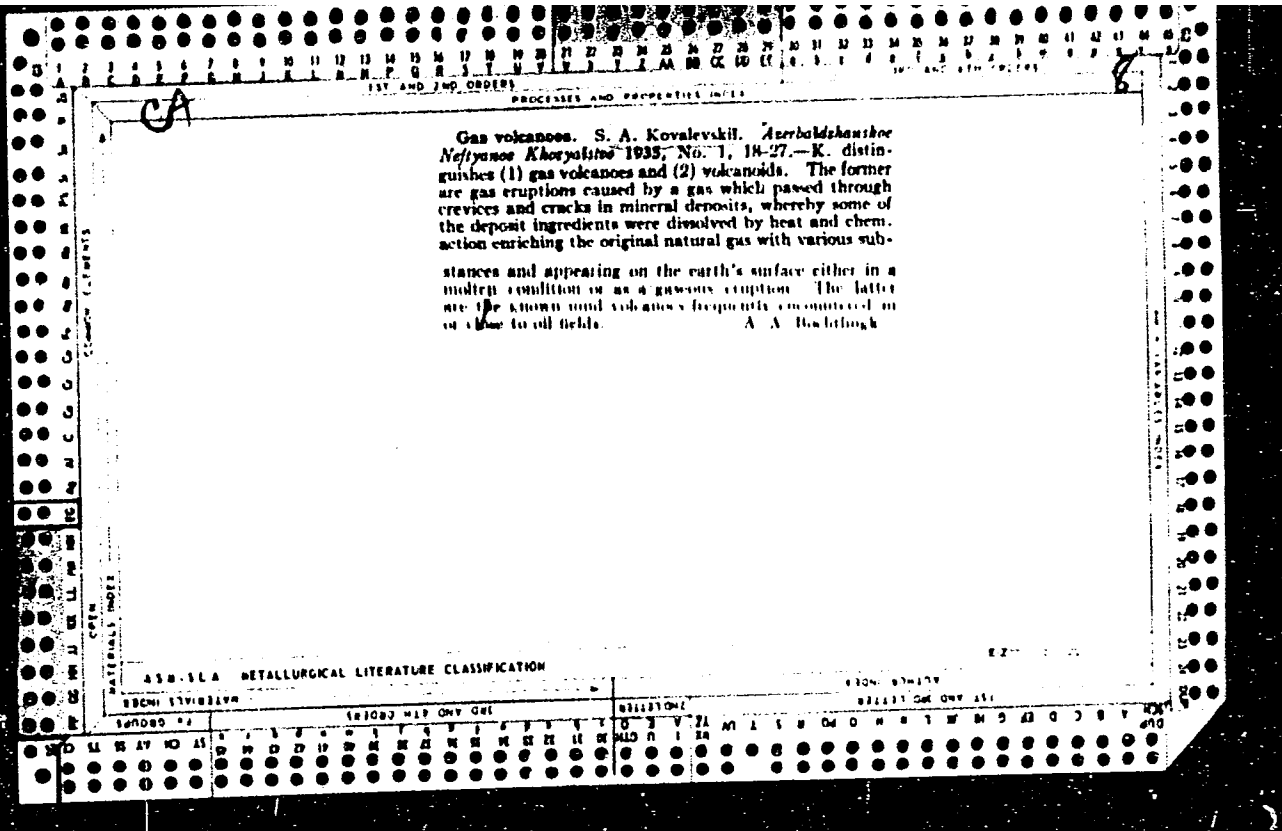
1. Akademiya nauk BSSR, Minsk. Institut ekonomiki. 2. Zaveduyu-
shchiy sektorom razmeshcheniya proizvodstva Instituta ekonomiki
Akademii nauk BSSR (for Martinkevich). 3. Institut narodnogo
khozyaystva im. V.V.Kuybysheva (for Gladkiy).

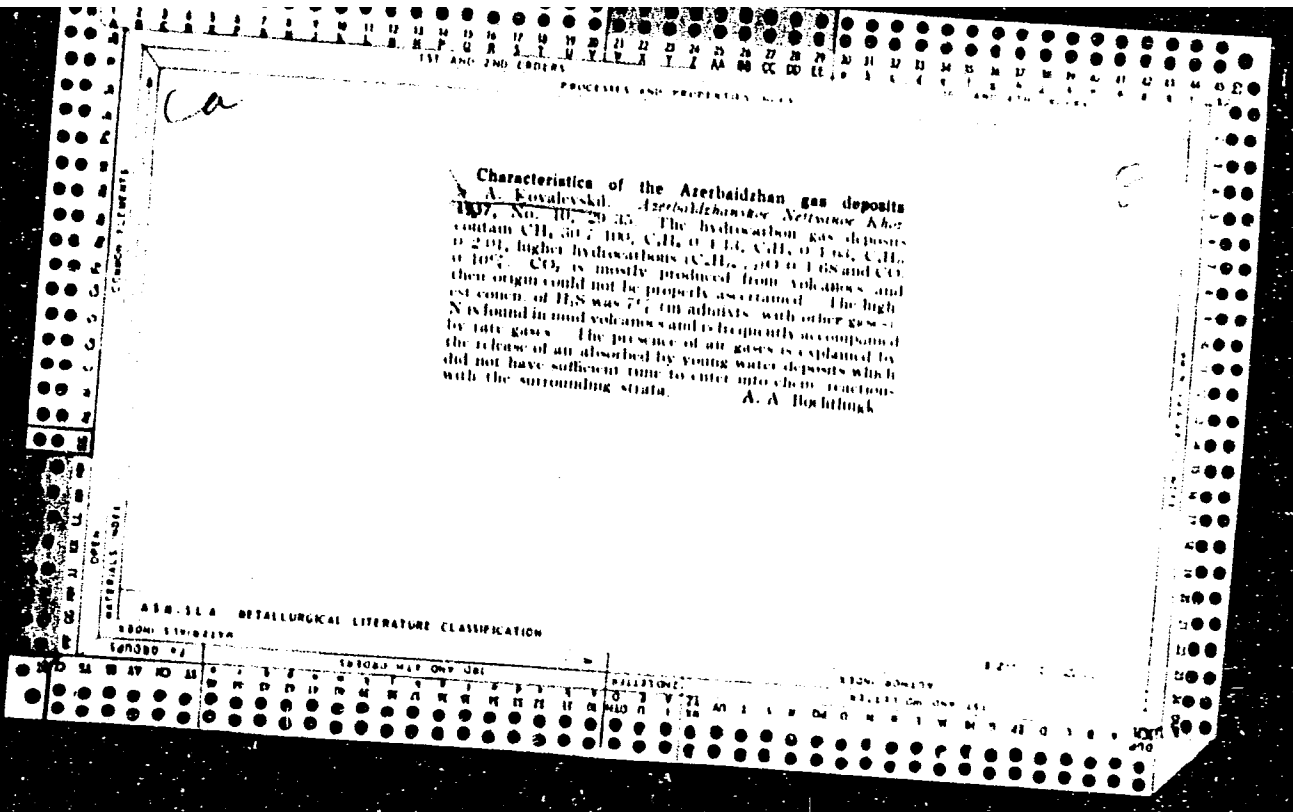
(White Russia--Industries, Location of)











PUBLISHER AND PROPERTIES INDEX

8

ca

Lok-batanite (a new mineral). S. A. Kayalovskii and A. I. Kuslunary. *Trudy L'opshodn. Akademi. 1939*, 7: 12. *Krim. Kefent. Zhur.* 1940, No. 2, 21. A new mineral of an org. compn. was found on one of the slopes of the mud volcano Lok-batan among masses of mountain breccia. The following analytical results were obtained: soly. in CS₂ 0.13%, soly. in petroleum ether 0.09%, soly. in boiling pyridine 18.47%, bound C 1.87%, S 1.09%, Cl 0.71 and 1.0%, FeO 1.73%, mineral impurities 12.89%, asphaltene 0.06%, carbonies traces, d 1.01. The high content of Cl is explained by the fact that Cl is contained in the org. part of the mineral in the form of Fe₂Cl₂O₄. Comparison of the compn. and properties of the new mineral with other similar known minerals showed a no. of important differences and, therefore, a new name, lok-batanite, was proposed. Conditions of the occurrence of lok-batanite indicate its possible formation from the distn. of bitumens during the period of the activity of the volcano. The temp. was, probably, not below 100°C.

W R Hem

METALLURGICAL LITERATURE CLASSIFICATION

E 2

KOVALEVSKIY, S.A.

Place and role of the Akchaghylian in the stratigraphy of Quaternary
sediments of the Russian Platform. *Izvl. MOIP. Otd. geol.* 26 no.1:
84-94 '51. (MIRA 11:5)

(Russian Platform--Geology, Stratigraphic)

1. KOVALENVSKIY, S. A.
2. USSR (600)
4. Ptolemaeus, Claudius. Geographia
7. "Ptolemy's map" in the light of the historical geography of the Caspian Sea region, Izv. Vses. geog. ob-va S5, No. 1, 1953.

9. Monthly List of Russian Accessions, Library of Congress, May 1953. Unclassified.

KOVAL-EVSKIY S. A.
USSR/ Geology - Meteorites

Card 1/1 : Pub. 86 - 14/38

Authors : Kovalevskiy, S. A., Prof.

Title : The meteorite "Phaethon"

Periodical : Priroda 43/12, 90-92, Dec 1954

Abstract : The myth about Phaethon driving the chariot of the sun and being struck down by Zeus is retold and presented as an allegorical description of the falling of a meteorite to which author also assigns the name "Phaethon". Illustration.

Institution :

Submitted :

VIKTOROVA, R. Ye.; KOVALEVSKIY, S.A.

The Akchagnylian stage in Moldavia. Dokl. AN SSSR 94 no.4:737-740
F '54. (MLRA 7:2)
(Moldavia--Geology, Stratigraphic) (Geology, Stratigraphic--
Moldavia)

KOVALEVSKIY, S.A.

Historical geography of the East European Plain; geography of the
Argonauts. Izv.Krym.otd.Geog.ob-v& no.4:51-64 '57. (MIRA 14:8)
(East European Plain--Geography, Historical)

KOVALEVSKIY, S.A.

A.V. Shnitnikov's report. Izv. Vses. Geog. ob-va 89 no.2:179-180
Mr-Ap '57. (MLRA 10:6)

(Ocean)

BOGACHEV, Vladimir Vladimirovich; KOVALEVSKIY, S.A., otv. red.; ZAVIRYU-
KHINA, V.N., red. 1zd-va; LISOVETS, A.M., tekhn. red.

[Materials on the history of Eurasian fresh-water fauna] Materialy
k istorii presnovodnoi fauny Evrazii. Kiev, Izd-vo Akad. nauk
USSR, 1961. 403 p. (MIRA 14:10)

(Fresh-water fauna)

KOVALEVSKIY, S.A., prof. (Simferepol')

Earthen pyramids in the Crimea. Priroda 51 [i.e. 52] no.5:115
'63. (MIRA 16:6)

(Crimea--Weathering)

KOVALEVSKIY, S.A.

Median deep fault in the Crimean Peninsula. Dokl. AN SSSR 162 no.4:
887-890 Je '65. (MIRA 18:5)

1. Submitted February 4, 1965.

ACC NR: AP7001554

SOURCE CODE: UR/0020/66/171/003/0673/0676

AUTHOR: Kovalevskiy, S. A.

ORG: none

TITLE: Roots of the mountainous Crimea region

SOURCE: AN SSSR: Doklady, v. 171, no. 3, 1966, 673-676

TOPIC TAGS: geological exploration, geomorphology, geodynamics, uplift, gravity anomaly

ABSTRACT: The present article describes the Crimean positive gravity anomaly. Based on extensive geological exploration; this anomaly is attributed to the presence of an intensive hypabyssal pluton within the Mountainous Crimean region. The author assumes this anomaly to be the external manifestation of a large intrusive sheet uplifted along the sublatitudinal fault. It is shown by analogy that other anomalies between Zmeinyy Island in the western part of the Black Sea, and the northwestern coast of the Caucasus may be similarly analyzed. Thus, all anomalies in this region result from the intrusion of magmatic masses along the deep-seated fault of the southern coast of the Crimea. A chain of such anomalies indicates the direction of an extensive sublatitudinal, deep-seated fault. This chain may be traced westward from the Crimea, through the Mineral'nyye Vody region, to the northern foothills of the Kopet-Dag. An analysis of available geophysical

Card 1/2

UDC: none

ACC NR: AP7001554

data reveals that Crimean mountains have no roots and cannot be considered from the point of view of a geosynclinal concept. They are merely outcrops of Mesozoic-Cenozoic formations of the southern boundary of the Scythian platform. These formations were uplifted monoclinally by a harpolith to a height equal to the thickness of the formation. Orig. art. has: 1 figure.

SUB CODE: 08/ SUBM DATE: 07Jul66/ ORIG REF: 009/ ATD PRESS: 5112

Card 2/2

KOVALEVSKIY, S.F.

Ruler for a tapping master. Der.1 lesokhim. prom.3 no.4:25-26 Ap '54.
(MLRA 7:5)

1. Master Shitkinskogo khimleskhoza tresta Irkutkhimles.
(Tree tapping)

KOVALEVSKIY, S.F.

~~no.1:26 Ja '54.~~
Groove cutter with a limiting device. Der.1 lesokhim.prom.3
no.1:26 Ja '54. (MIRA 7:2)

1. Master Shitkinskogo khimleskhoza tresta Irkutkhimles.
(Tree tapping)

TURUTA, N.U., kand. tekhn. nauk; GALIMULLIN, A.T., kand. tekhn. nauk;
PANCHENKO, D.F., inzh.; KARPINSKIY, A.V., inzh.; KOVALEVSKIY,
S.Ye., inzh.

Studying the character of the breaking of a rock massif by
detonating borehole charges. Vzryv. delo no.54/11:145-153 '64.
(MIRA 17:9)

1. Gosudarstvennyy nauchno-issledovatel'skiy i proyektnyy
institut ugol'noy, rudnoy, neftyanoy i gazovoy promyshlennosti,
Kiyev.

TURUTA, N.U., kand. tekhn. nauk; PANCHENKO, D.F., inzh.; NOVALEVSKIY, S.Ye.,
inzh.

Evaluating the natural fracturing of limestone by using the results
of blasting. Izv. vys. ucheb. zav.; gor. zhur. 7 no.10:80-85 '84.
(MIRA 18:1)

1. Ukrainskiy nauchno-issledovatel'skiy i proyektnyy institut.

KOVALEVSKIY S.Ye.

68-1-9/22

AUTHORS: Amstislavskiy, D.M., Kovalevskiy, S.Ye., and Zotov, V.A.

TITLE: Experimental Automation of Measuring Temperatures in the Control Heating Flues of Coke Ovens (Opyt avtomatizatsii izmereniya temperatur v kontrol'nykh otopitel'nykh kanalakh koksovykh pechey)

PERIODICAL: Koks i Khimiya, 1958, No.1, pp. 35 - 39 (USSR)

ABSTRACT: Experiments on the application of stationary recording pyrometers for measuring temperatures in the coke oven control heating flues carried out on the Zhdanov. Coke Oven Works are described. The diagram of the installation is shown in Fig.1. Radiation pyrometers enclosed in water-cooled jackets (Fig.2) were placed in specially made shafts on the top of the battery over the 4th control flue on the coke and pusher sides on every 10th oven. The optical part of pyrometers was kept clean by a stream of air. The recording equipment was placed in the control room. Examples of records obtained are given in Figs. 3-6 and Tables 1-4. Causes of the variation of the temperature in the control flue during the coking period are discussed: before pushing the temperature reaches maximum, after the oven is pushed and recharged, the temperature falls to a minimum and rises again to a maximum, then falls again on charging the neighbouring oven, reaches the second minimum

Card1/2

68-1-9/22

Experimental Automation of Measuring Temperatures in the Control Heating Flues of Coke Ovens.

(higher than the first minimum) and rises again to a maximum before the oven is pushed (Fig.6,1- descending stream, 2 - ascending stream). The results obtained indicated that an automatic measuring of temperatures in the control flues is possible. There are 4 tables and 6 figures.

ASSOCIATION: Zhdanov: Coke Oven Works (Zhdanovskiy koksokhimicheskiy zavod)

AVAILABLE: Library of Congress

Card 2/2

KOVALEVSKIY, V.

Sobranie Nauchnykh Trudov (Collected Works - Vol. 1)

428 p. 3.00

SO: Four Continent Book List, April 1954

KOVALEVSKIY, V.

AUTHOR: Kovalevskiy, V.

4-6-12/30

TITLE: Balsa (Bal'za)

PERIODICAL: Znaniye - Sila, 1957³² # 6, p 19 (USSR)

ABSTRACT: The author describes the qualities of balsa wood, a very light timber discovered in 1526 by Francisco Pizarro in Peru. This timber was utilized by the natives for the construction of rafts. It is very soft but nevertheless supports heavy weights. Balsa trees reach a height of 20 - 25 meters and a diameter of 75 - 90 cm. Balsa timber is twice as light as cork; 1 cubic meter weighs 100 - 125 kg.

AVAILABLE: Library of Congress

Card 1/1

KOVALEVSKIY, V., nauchnyy sotrudnik

Installing asbestos-cement drive pipes in artesian wells.
Sel'.stroi. 15 no.8:26-27 Ag '60. (MIRA 13:8)

1. Nauchno-issledovatel'skiy institut sel'skogo stroitel'stva.
(Artesian wells) (Pipe, Asbestos-cement)