

L 14302-66

ACC NR: AT6003892

of a consonant upon the earlier steps to produce a single record summarizing the whole process. The "signatures" of different sounds obtained by this method are often similar. Dynamic palatography shows this similarity to be an artifact, since it does not reflect the all-important time relationships of the steps in the complex process of speech sound formation.

Dynamic palatography may also provide useful materials for psychophysical study by making it possible to discover the boundaries of natural articulatory segmentation of running speech. In cases where not merely the combination of features present, but their time sequence as well, is of the essence, logical processing of signals must rely on a device capable of performing segmentation automatically. Orig. art. has: 5 figures.

[ATD PRESS: 4091-F]

SUB CODE: 09, 02, 05 / SUEM DATE: none / ORIG REF: 011 / OTH REF: 003

OC

Card 4/4

KUZ'MIN, YU. L.

"Sulphonation reactions. XVII. Equilibrium between p-dichlorobenzene sulphonic acid and its chloranhydride." Spryskov, A. A. and Kuz'min, Yu. L. (p. 1887)

SO: Journal of General Chemistry (Zhurnal Obshchei Khimii) 1951, Vol 21, No 10.

SOV/124-58-7-7801 D

Translation from: Referativnyy zhurnal, Mekhanika, 1958, Nr 7, p 70 (USSR)

AUTHOR: Kuz'min, Yu.M.

TITLE: Experimental Investigation of Screen Filters for Industrial Water Supply of Naval Bases. (Investigation of the Flow of a Homogeneous Liquid Through Screen Filters) [Eksperimental'noye issledovaniye setchatykh fil'trov dlya tekhnicheskogo vodosnabzheniya voyenno-morskikh baz.(Issledovaniye setchatykh fil'trov pri dvizhenii odnorodnoy zhidkosti)]

ABSTRACT: Bibliographic entry on the author's dissertation for the degree of Candidate of Technical Sciences, presented to the Vyssh. inzh.-tekhn. krasnoznam. uchshche (Technical and Engineering College, decorated with the order of the red banner) Leningrad, 1957

ASSOCIATION: Vyssh. inzh.-techn. krasnoznam. uch-shche, (Technical and Engineering College, decorated with the order of the red banner), Leningrad

1. Water filters--Analysis 2. Naval shore establishments--Water supply

Card 1/1

ANISIMOV, G.M.; GALYAMICHEV, W.A.; GOL'DBERG, A.M.; DRAKE, A.D.;
KUZ'MIN, Yu.M.; LYSOCHENKO, A.A.; MAGIROVSKIY, N.P.; FEDOSEYEV, O.V.

Studying the operational conditions of the TDT-55 timber-skidding tractor. Trakt. i sel'khoz mash. no.11:1-4 N '65.

(MIRA 18:12)

1. Kafedra tyagovykh mashin Lesotekhnicheskoy akademii imeni Kirova (for Anisimov, Galyamichev, Gol'berg, Drake). 2. Onezhskiy traktorny zavod (for Kuz'min, Lysochenko, Magirovskiy, Fedoseyev).

S/148/60/000/003/009/018
A161/A029

AUTHORS: Kuz'min, Yu.M.; Novikov, I.N.; Rogel'berg, I.L.

TITLE: Changes of Mosaic Block¹⁶ Dimensions in Cold-Rolled Nickel²¹ in Annealing

PERIODICAL: Izvestiya vysshikh uchebnykh zavedeniy. - Chernaya metallurgiya,
1960, No. 3. pp 96 - 99

TEXT: An investigation is described, in which the mean size of mosaic blocks of cold-rolled polycrystalline nickel was measured roentgenographically after annealing at different temperatures. Nickel (99.05 Ni) was remelted and de-oxidized by carbon. The composition of obtained ingots was: 0.1% C; 0.022% Fe; 0.003% Cu; 0.001% Mg; 0.004% Si, and below 0.001% Pb, Sn, Sb and Bi (remainder nickel). The ingots were rolled hot, then cold, to 0.8 mm; annealed in salt bath: the surface pickled in undiluted nitric acid. Roentgenograms were made in a KPOC -1 (KROS-1) inverse camera, in copper radiation, with 30-kv voltage on the tube and 10-ma current. Two 0.8 mm diameter diaphragms spaced 40 mm were used to reduce the line width, and a nickel specimen annealed at 700°C was employed for reference; the roentgenograms were photometered with a MF-4 (MF-4) photometer. The mean mosaic block size was determined by harmonic analysis of the shape of the

Card 1/3

S/148/60/000/003/009/018
A161/A029

Changes of Mosaic Block Dimensions in Cold-Rolled Nickel in Annealing

curve (Ref. 8). The results of the harmonic analysis of one measurement series is shown (in Fig. 2) in the form of decomposition coefficients A_n from the harmonic order n . The mean block size at different temperatures of annealing was found by the tangent of the incline angle of the tangents at $n=0$, and (as seen from the figure) was 0.23; 0.15; 0.22 and 0.09 in the state after rolling, and after annealing at 300, 400, and 600°C. A dependence with three periods was found: a considerable growth of blocks up to 300°C; a decrease at 400 and 500°C; a rapid growth from 500°C up. The recrystallization point of the studied nickel is 505°C. The peculiar decrease is most probably caused by the polygonization phenomenon (Ref. 7). There are 3 figures and 9 references: 3 Soviet, 4 English, 1 German, 1 French.

ASSOCIATION: Krasnoyarskiy institut tsvetnykh metallov (Krasnoyarsk Institute of Nonferrous Metals)

SUBMITTED: April 16, 1959

Card 2/3

S/148/60/000/003/009/018
A161/A029

Changes of Mosaic Block Dimensions
in Cold-Rolled Nickel in Annealing

Figure 2:

Dependence of the decomposition
coefficients on the harmonic order
for (331) lines

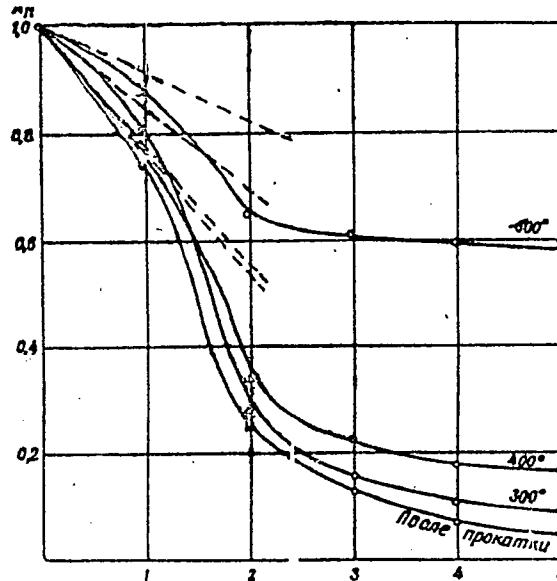


Рис. 2. Зависимости коэффициентов разложения от порядка гармоники для линии (331)

Card 3/3

L 23103-66 EWT(d)/EWT(1)/EPF(n)-2/EWA(1) IJP(c) WFI
 ACC NR: AP6007069 UR/0057/66/036/002/0230/0238 50
 44
 B

AUTHOR: Kuz'min, Yu.N.

ORG: Leningrad Polytechnic Institute im. M.I.Kalinin (Leningradskiy politekhnicheskii institut)

TITLE: Some axially symmetric problems with mixed boundary conditions in the theory of heat conductivity 21, 22, 23

SOURCE: Zhurnal tekhnicheskoy fiziki, v. 36, no.2, 1966, 230-238

TOPIC TAGS: mathematic method, integral equation, Fredholm equation, integrodifferential equation, heat conduction, mixed boundary value problem

ABSTRACT: Most of this paper is devoted to a discussion of the solution of coupled integral equations of the type

$$\int_0^{\infty} \lambda^s [1 + g(\lambda)] M(\lambda) J_0(\lambda \rho) d\lambda = f(\rho), \quad \rho < 1;$$

$$\int_0^{\infty} M(\lambda) J_0(\lambda \rho) d\lambda = 0, \quad \rho > 1.$$

in which J_0 is the usual Bessel function, f and g are known functions, s is an integer, and M is the unknown function. Such a pair of integral equations can be reduced to a

UDC: 536.21

Card 1/2

L 23103-66

ACC NR: AP6007069

1614455

Fredholm integral equation of the second kind by an appropriate transformation of the unknown function. In the present paper the substitution is

$$M(\lambda) = \int_0^1 \varphi(t) \sin \lambda t dt,$$

employed (or a slightly different one, depending on the value of s). In the derivation of the Fredholm integral equation an integrodifferential equation must be partially integrated; this integration affords the possibility of imposing auxiliary conditions on the new unknown function $\varphi(t)$, which somewhat simplify the final result. The general technique is illustrated by derivation of the kernels of the Fredholm integral equations for several axially symmetric mixed boundary value problems in the theory of heat conductivity, in which the value on an infinite plane boundary of one linear combination of the temperature and the temperature gradient is specified as a function of the distance r from the axis for values of r less than some constant a , and the value of another linear combination of the temperature and the temperature gradient is specified for values of r greater than a . Orig. art. has: 72 formulas.

SUB CODE: 20

SUBM DATE: 10Apr65

ORIG. REF: 006 OTH REF: 002

Card

2/2

U/R

L 45984-66 EWT(1) WW
ACC NR: AP6028603

SOURCE CODE: UR/0057/66/036/008/1333/1338

AUTHOR: Kuz'min, Yu.N.

ORG: Leningrad Polytechnic Institute im. M.I. Kalinin (Leningradskiy politekhnicheskii institut)

TITLE: A two-dimensional problem with mixed boundary conditions in the theory of heat conduction in a slab

SOURCE: Zhurnal tekhnicheskoy fiziki, v. 36, no. 8, 1966, 1333-1338

TOPIC TAGS: mathematic method, mathematic physics, Laplace equation, Fredholm equation, mixed boundary value problem, heat conduction,

ABSTRACT: The author discusses the problem of calculating the steady state temperature distribution in the slab $0 < y < L$ (x , y , and z are rectangular coordinates) when the temperature has a given constant value on the face $y = L$ and different mixed boundary conditions of the third kind are imposed in the regions $|x| < 1$ and $|x| > 1$ of the face $y = 0$. The problem is reduced by means of Fourier sine and cosine transformations to the solution of two sets of paired integral equations for the Fourier transforms of the even and odd parts of the temperature, the two equations of each pair being valid for different ranges of x . With the aid of Fourier-Bessel transformations, the two integral equations of each pair are reduced to a single regular Fredholm integral equation of the second kind. The temperature distribution on the

Card 1/2

UDC: 536.2.01

L 45984-65

ACC NR: AP6028603

face $y = 0$ can be calculated directly from the solutions of the two Fredholm equations without inverting the Fourier-Bessel transformation. The kernels of the Fredholm equations for the special case when L is infinite and there is no heat flow across the region $|x| > 1$ of the face $y = 0$ are expressed in closed form in terms of the incomplete elliptic integrals of the first and second kinds. Orig. art. has: 44 formulas.

SUB CODE: 12, 20

SUBM DATE: 24Jun65

ORIG. REF: 001

OTH REF: 001

Card 2/2 pb

STRAKHOV, V.V., kand. tekhn. nauk; GISIN, I.B., kand. sel'khoz. nauk;
KUZ'MIN, Yu.N.; TOMBAYEV, N.I.; SHUVALOVA, N.S., nauchnyy
red.; ZORINA, G.V., red.; KOVAL'SKAYA, I.F., tekhn. red.

[Modern equipment for making creamery butter]Sovremennoe ob-
rudovanie dlia proizvodstva slivochnogo masla. Moskva, TSentr.
in-t nauchno-tekhn. informatsii mashinostroeniia, 1962. 55 p.
(MIRA 16:4)

(Food machinery--Design and construction)
(Creameries--Equipment and supplies)

STRAKHOV, V.V.; GIBIN, I.B.; KUZ'MIN, Yu.N.; TOMBAYEV, H.I.;
CHENDER, E.G.

[Continuous production of creamery butter using the vacuum
butter-fermentation method] Fotochnoe proizvodstvo slivochno-
go masla s primeneniem vakuuma-masloobrazovaniia. Moskva,
TSentr. inst. nauchno-tekhn. informatsii pishchevoi pro-
myshl., 1964. 29 p. (MIRA 18:5)

8 (6)

SOV/112-57-5-9815

Translation from: Referativnyy zhurnal. Elektrotehnika, 1957, Nr 5, p 25 (USSR)

AUTHOR: Dobkin, G. I., Kuz'min, Yu. P.

TITLE: Reducing Per-Unit Electric-Energy Consumption for Pulverizing the Milled Peat in Shaft-Mill Outfits (Umen'sheniye udel'nogo raskhoda elektro-energii pri razmole frezernogo torfa v shakhtno-mel'nichnykh ustanovkakh)

PERIODICAL: Sb. nauch. rabot. Belorus. politekhn. in-t, 1956, Nr 53, pp 116-128

ABSTRACT: Per-unit electric-energy consumption for pulverizing hard fuel depends on its mechanical properties, pulverization fineness, and moisture content. High content of volatile substances in the peat, amounting to 70%, permits a coarse peat pulverization before feeding it into chamber-type furnaces. Pulverization of the milled peat in shaft-type pulverizers has gained wide usage. Per-unit energy consumption may be further reduced by increasing the speed of the air-and-peat mixture in the shaft from the conventional

Card 1/2

SOV/112-57-5-9815

Reducing Per-Unit Electric-Energy Consumption for Pulverizing the Milled

3.0-3.5 m/sec to 5.5-6.0 m/sec without increasing the unburned losses. With such a speed, small fractions (under 1 mm) of the milled peat are fanned off; they constitute about 50% of the total amount of the fuel and can be burned effectively without any pulverization. As a result, the actual pulverizer productivity is decreased, which reduces the per-unit energy consumption for pulverizing. Fanning off the fine fractions of the milled peat can be accomplished by a higher placement of the fuel inlet in the separation shaft or by feeding the fuel into an auxiliary shaft adjacent to the principal one. The second method is to be preferred because the auxiliary shaft functions as a drying stack. After the steps toward fanning off the fine fractions are taken, the shaft-pulverizer furnaces will become more reliable and economical installations for milled-peat burning.

I. M. P.

Card 2/2

112-1-188

Translation from: Referativnyy Zhurnal, Elektrotehnika, 1957,
Nr 1, p.27 (USSR)

AUTHOR: Kuz'min, Yu.P.

TITLE: Some Results of the Investigation of the Process of
Pulverizing Crumbled Peat by Use of Tensile Forces
(Nekotoryye rezul'taty issledovaniya protsessa izmel'-
cheniya frezernogo torfa pri primenenii razryvayushchikh
usily)

PERIODICAL: Sbornik nauch.rabot. Belorus. politekhn.in-t, 1956,
Nr 53, pp.129-140

ABSTRACT: The process of pulverizing crumbled peat with the sudden
expansion of a stream of steam-heat during its passage
through the pulverizing nozzle is investigated. Dis-
rupting forces which emerge with the sudden expansion
of the steam enclosed in the peat pores are utilized as

Card 1/2

Some Results of the Investigation of the Process of Pulverizing (Cont.) 112-1-188

the deforming stresses. Of all the factors influencing the pulverizing process and the drying of crumbled peat, such as the steam parameters, the duration of the preliminary processing of peat with superheated steam, the concentration of fuel in the steam-heating stream and the rapidity of its expansion, the sudden expansion of the steam-heating stream appears to be the essential factor and the others play a subsidiary role. The specific steam consumption for pulverizing and drying the crumbled peat amounts to 0.180 to 0.200 kg of steam per 1 kg of peat. The finished dust has a sufficient fineness characterized by $R_{88}=70$ to 85% with a lowering of the moisture content by 4 to 10%. The wear of the pulverizing nozzles lies within the limits of 6 to 10 grams per 1 ton of pulverized peat. The pulverization method studied permits putting into practice an open cycle system of preparation of pulverized peat which permits raising the efficiency of the boiler units.

Card 2/2

I.M.P.

Kuz'min, Yu. P.

SUBJECT: USSR/Welding

135-2-7/12

AUTHORS: Chesnokov, A.S., Candidate, of Technical Sciences, and
Kuz'min, Yu.P., Engineer.

TITLE: Semi-automatic arc-welding with magnetized flux. (Poluavtomaticheskaya dugovaya svarka s namagnichivayushchimsya flyusom).

PERIODICAL: "Svarochnoye Proizvodstvo", 1957, # 2, pp 21-23 (USSR)

ABSTRACT: The technology of semi-automatic welding with open arc and magnetized flux had been proposed in 1950 by A.I. Khodzhayev who had been granted an author's certificate in 1955, but the practical use of the process in industry was delayed by the absence of magnetic flux and a special holder. In 1956, the central research laboratory for steel constructions of the State Polytechnical Institute (ГПИ), "Proektetal'konstruktsiya", developed a magnetizable flux and designed a flux holder with a special magnetic head for use in the welding holder АВ-5 which is used in semi-automatic welding.

Card 1/3

The magnetic head is funnel-shaped and comprises a circular constant magnet with a central bore through which pass the welding wire and the flux. The magnet attracts the flux and

TITLE:

Semi-automatic arc-welding with magnetized flux. (Poluavtomaticheskaya dugovaya svarka s namagnichivayushchimsya fluxom).
135-2-7/12
prevents it from spilling in idle intervals, but it is too weak to hold the flux against the strong magnetic field which builds up around the wire when the electric current passes through it. The flux sticks to the wire, and the wire runs out the bore together with the flux, the quantity of which can be controlled by choosing a bush with the proper bore diameter. As material for the constant magnet can be used the alloy "Al'nisi" ("Альниси") which demagnetizes at 700°C.

The Central Research Laboratory of Soviet Union (ЦНИИСС) has developed ceramic fluxes ФМК -1 and ФМК -2 containing powdered iron and therefore magnetizable. The slag-system of these fluxes is built on a base of marble, feldspar, silicon earth, and ferro-alloys; they are destined for welding steel СТ-3, with d.c. of inverse polarity. Welding the same stock with a.c. requires stabilizing components in the flux, and the flux is then to be mixed containing a compound of sodium glass and potassium glass solutions. The production of magnetizable flux is similar to the production of common flux, except for granulation, and is possible at any industrial plant possessing an electrode workshop. There is no special equipment for granulation yet developed; granulation is performed by manual rubbing of

Card 2/3

TITLE:

Semi-automatic arc-welding with magnetized flux. (Poluavtomaticheskaya dugovaya svarka s namagnichivayushchimsya flyusom).
slightly dried flux through a wire strainer. 135-2-7/12

The process is recommended for testing and subsequent introduction in welding steel constructions. The advantages of the process are: the visibility of work faces being welded is possible, since in this case welding is performed with an open arc; no loss of flux; estimated increase in productivity 30-33% as compared with semi-automatic welding under flux, and 55-56% as compared with welding by hand with electrodes ЦМ-7С.

The article contains 1 drawing, 1 photograph, 2 tables.

INSTITUTION: ВНИИЭСО(ВНИИЭС)

PRESENTED BY:

SUBMITTED:

AVAILABLE: At the Library of Congress

Card 3/3

SOV/137-59-1-702

Translation from: Referativnyy zhurnal. Metallurgiya, 1959, Nr 1, p 95 (USSR)

AUTHORS: Kuz'min, Yu. P., Chesnokov, A. S.

TITLE: Semiautomatic Welding With Magnetizable Flux (Poluavtomaticheskaya svarka s namagnichivayushchimsya flyusom)

PERIODICAL: V sb.: Materialy po stal'n. konstruktsiyam. Vol 2. Moscow, 1958, pp 186-194

ABSTRACT: The authors describe a welding (W) method in which a special powdered magnetic flux (F) is attracted to a current-carrying welding wire, thus producing on it a coating comparable to that found on high-grade electrodes. The authors developed a reliable, light-weight welding accessory (A). It consists of a hopper on the end of which a permanent ring-shaped magnet made of an "Alnisi" or a "Magnico" alloy is mounted. The welding wire passes through the gap of the magnet. The magnet controls the amount of F supplied during W and shuts off the flow of the F whenever the arc is idle. The A described is attached in place of the holder onto the conduit of a semiautomatic PSh-5 welder. The composition of the F's FMK-3 and FMK-NL, developed for W of steels St 3 and NL-2 respectively, is described.

Card 1/2

Semiautomatic Welding With Magnetizable Flux

SOV/137-59-1-702

The technology of preparation of the magnetic F's is analogous to the technology of manufacture of ceramic F's. The F's ensure satisfactory weld formation, the average mechanical properties of metal deposited being as follows:

FMK-3: $\sigma_b = 49.6 \text{ kg/mm}^2$; $\delta = 28.4\%$; $a_k = 14.7 \text{ kgm/cm}^2$;

FMK-NL: $\sigma_b = 53.3 \text{ kg/mm}^2$; $\delta = 29\%$; $a_k = 21.8 \text{ kgm/cm}^2$. Welding procedures recommended for various types of weldments are presented. It is pointed out that the employment of magnetic F's increases the productivity of manual and semi-automatic submerged-arc W operations by 50-60 and 25-30% respectively.

A. M.

Card 2/2

А.И. Добкин
RUTSKIY, A.I.; LEONKOV, A.M.; GEYLMR, L.B.; SLEPYAN, Ya.Yu.; MOSEYEV, I.V.;
SOBOLEV, A.I.; TINYAKOV, N.A.; VOLKOV, N.P.; BOTVINNIK, Ya.Ye.;
BARABANOV, M.Ye.; BRAZGOVKA, V.A.; PEKELIS, G.B.; KUZOVNIKOVA,
Ye.A.; KUZ'MIN, Yu.P.; SHIMKO, N.I.; PALLADIY, N.L.; KHUTSKIY, G.I.

G.I. Dobkin; obituary. Izv. vys. ucheb. zav.; energ. no.4:128 Ap '58.
(Dobkin, Grigori Izrailevich, 1892-1958) (MIRA 11:6)

KUZ'MIN, Yu.P., inzh.; SHINKO, N.I., inzh.

Present-day conditions and the prospects for the future
development of furnace installations. Izv. vys. ucheb. zav.;
energ.3 no. 7:146-152 J1 '60. (MIRA 13:8)

1. Belorusskiy politekhnicheskiy institut.
(Electric power production)
(Furnaces)

31442

1-2300

1573

S/125/61/000/012/007/008
D040/D112AUTHORS: Malyshev, B.D., Kuz'min, Yu. P.

TITLE: Semiautomatic welding with combined flux-and-gas shielding

PERIODICAL: Avtomaticheskaya svarka, no. 12, 1961, 68-72

TEXT: The authors describe an investigation of magnetic-flux gas-shielded welding carried out in 1960 at the "Proyektstal'konstruktsiya" Institute, in which welded joints with satisfactory mechanical properties were obtained in SKhL-4 (SKhL-4) and Ст.4 (St.4) steel plates, 3, 5, 10 and 14 mm thick.

The article contains a detailed description of the special electrode holder (Fig. 1) designed for the experiments, the flux composition, and the welding process. The holder contains two microswitches in the handle for controlling the feed of welding wire and CO₂; a current-conducting pipe (4) with a tip (5), and a flux-feed pipe (6) in the casing. A gas-feed pipe (7) on the top of the casing is brazed into the nozzle (3). The nozzle consists of a gas chamber (8) and a flux-holding bush (9) with a permanent magnet (10) made of "alnisi", "alnico", or "magnico" alloy. The welding wire passes through a bore in the center of the magnet: the magnetic flux sticks to the wire at

Card 1/1

31442

S/125/61/000/012/007/008
D040/D112

Semiautomatic welding with ...

the moment of welding. The flux-holding bush ends in a calibrated aperture regulating the feed of flux into the arc. The flux is supplied from a flux feeder (Fig. 2) mounted on the wire feed mechanism of the ПДШ-500 (PDSH-500) semiautomatic welder. The flux is forced into the holder by compressed air or CO₂ from a container with a pressure of 0.8 to 1.2 gage atmospheres. The arc is shielded with CO₂, which is fed from an annular gas chamber in the casing of the holder. The gas is fed into the chamber through a heater, a reducer, a dryer and a magnetic gas valve on the control board of the semiautomatic welder. The flux chosen for the experiments had the following composition: 9% marble, 15% fluorite, 13% cryolite, 14% marshalite, 20% rutile, 7% ferromanganese, 2% ferrosilicon, 20% powder iron. Soda glass of 1.25-1.30 density and 0.6-0.8 mm grain size was used as a binder (15% of the weight of the dry mixture). The best results were obtained with:

welding wire diameter, mm	...	1.2	1.6	2.0
calibrated aperture diameter, mm		2.4	3.2	4.5,
and a flux quantity equal to 0.35 to 0.4 of the weight of deposited weld metal.				

✓

Card 2/76

31442

S/125/61/000/012/007/008
D040/D112

Semiautomatic welding with ...

With these parameters the shape of the welds and the slag separation were the same as in welding with УОНИИ-13/45 (UONII-13/45), УП 2 НИИМВ (UP2 NIIMV) and other similar electrodes. High productivity was achieved under the following conditions for butt and T-joints (Tables 1 and 2 respectively):

Table 1:

Metal thickness, mm	Edges	Welding current, amp.	Voltage, v	Wire feed, m/hr	Gas volume, liter/hr
3	Without bevelling	260-280	28-30	250	8
5	ditto	300-320	30-32	306	8
10	V - shaped	300-320	30-32	306	8
14	ditto	300-320	30-32	306	8

X

Card 3/12

31442

S/125/61/000/012/007/008
 D040/D112

Semiautomatic welding with ...

Table 2:

Weld cathetus, mm	Welding current, amp.	Voltage, v	Wire feed, m/hr	Welding speed, m/hr	Gas volume, liter/hr
4	200-240	26-28	191	23 - 25	8
6	300-320	30-32	306	13 - 15	8
8	320-340	32-34	306	10 - 12	8
10	320-340	32-34	306	7 - 9	8

X

In the case of vertical joints, the new welding method should be carried out from top to bottom and without vibratory movements, and is recommended for thin metal only; when carried out from bottom to top, it is not much faster than manual welding, requires skilled operators, and is very tiring. However, the productivity of the method in downhand welding was found to be approximately double that of manual welding with UONI-13/45 electrodes.

Card 4/16

31442

S/125/61/000/012/007/008
D040/D112

Semiautomatic welding with ...

The recommended conditions for vertical welding are (Table 3):

Metal thickness, mm	Edges	Gap width, mm	Welding current, amp	Voltage, v	Wire feed, m/hr	Gas volume, liter/hr
3	Without bevelling	1.5	130-140	20-22	191	8
5	ditto	2	130-140	20-22	191	8
10	V - shaped	2	110-120	22-24	156	8
14	ditto	2	110-120	22-24	156	8

A.S. Chesnokov, N.N. Belous, A.V. Rudchenko and N.Ye. Kurashin also took part in the work. There are 3 figures, 4 tables and 8 references: 6 Soviet and 2 non-Soviet-bloc. The two references to English-language publications read as follows: B.N. Davis and B.T. Telford, Manual Magnetic-Flux Gas-Shielded Arc Welding of Mild Steel, "Welding Journal", No. 5, 1957; A.F. Choninard and B.P. Monrol, A New CO₂ Welding Process, "Welding Journal",

Card 5/7

31442

Semiautomatic welding with ...

S/125/61/000/012/007/008
D040/D112

No. 11, 1957.

ASSOCIATION: "Proyektstal'konstruktsiya"

SUBMITTED: July 21, 1961.

X

Card 5/7

S/135/62/000/012/010/015
A006/A101

AUTHORS: Chesnokov, A. S., Candidate of Technical Sciences. Kuz'min, YU. P.,
Engineer

TITLE: The effect of gas-electric cutting upon the properties of aluminum
alloys

PERIODICAL: Svarochnoye proizvodstvo, no. 12, 1962, 25 - 28

TEXT: The investigation was made at the "Proyektstal'konstruktsiya"
Institute with 20 mm thick plates of aluminum alloys ABT 1 (AVT1) АД 35 (AD35)
B 92 (V92) АЦМ (ATsM) and АМг 6 (AMg6). The specimens were cut on a РДМ -1-60
(RDM-1-60) cutter, redesigned by VNIIVTOGEN. As the tungsten electrode was
placed inside a water-cooled nozzle, the arc was excited by means of an auxiliary
arc between the tungsten electrode and the nozzle wall. The gas mixture contained
65% argon and 35% hydrogen. Cutting conditions were: 300 amps current; 1.6 m/min
cutting speed; 1.3 m³/h total gas consumption; hydrogen content in the gas mix-
ture - 20%; distance between the nozzle and the metal surface - 7 mm. The effect
of the thermal cycle upon the strength and hardness of the alloys was tested and

Card 1/2

The effect of gas-electric cutting upon...

S/135/62/000/012/010/015
A006/A101

the following results were obtained. The thermal cycle of gas-electric cutting reduces the strength of alloys in the zone adjacent to the cutting edge. The degree of reduction of the mechanical properties in the heat-affected zone depends upon the alloy grade. When aluminum alloy structures are produced with the use of gas-electric cutting, the reduced-strength-zone must be removed by planing, or must be taken into consideration in the calculations. The magnitude of the heat-affected zone under the described conditions can be considered as follows: 10 - 12 mm for alloy AVT1, 8 - 10 mm for AD35, 10 - 12 mm for ATsM; 7 - 8 mm for V92, and 3 mm for AMg6. There are 5 tables and 7 figures.

ASSOCIATION: "Proyektstal'konstruktsiya"

Card 2/2

GLADSHTEYN, L.I., inzh.; KUZ'MIN, Yu.P., inzh.

Weldability of hardened low-alloy structural steel. Svar.
proizv. no.7:4-7 J1 '63. (MIRA 17:2)

1. Gosudarstvennyy institut po proyektirovaniyu, issledo-
vaniyu i ispytaniyu stal'nykh konstruktsiy i mostov.

KOVALENKO, I.I., inzh.; L'VOVSKIY, Ya.L., inzh.; KUZ'MIN, Yu.P., inzh.-

Semiautomatic welding with a magnetized flux. Svar. proizv.
no.11:31-32 N'63. (MIRA 17:5)

1. Makeyevskiy zavod metallokonstruktsiy i Gosudarstvennyy
institut po proyektirovaniyu, issledovaniyu i ispytaniyu
stal'nykh konstruktsiy i mostov "Proyektstal'konstruktsiya".

PANICHEV, A.D.; KALASHNIKOV, A.P.; KUZ'MIN, Yu.S.; NOSOV, Yu.A.;
DEMIDOV, G.K.

Setting of a continuous tread strip in extruding. Kauch. i
rez. 20 no.8:40-44 Ag '61. (MIRA 14:8)

1. Yaroslavskiy tekhnologicheskii institut i Yaroslavskiy
shinnyy zavod.

(Tires, Rubber)

PANICHEV, A.D.; KALASHNIKOV, A.P.; KUZ'MIN, Yu.S.; DEMIDOV, G.K.;
NOSOV, Yu.A.

Shrinkage of treads. Kauch. i rez. 20 no.12:48-49 D '61.
(MIRA-15:1)

1. Yaroslavskiy tekhnologicheskii institut i Yaroslavskiy shinnyy
zavod.

(Yaroslavl-Tires, Rubber)

AMINEVA, V.A., ordinator, kand.med.nauk; KUZ'MIN, Yu.S., ordinator,
kand.med.nauk

Congenital diseases of the rectum. Elem.prokt. no.2:141-143
'60. (MIRA 14:11)
(RECTUM--DISEASES)

AMINEV, A.M., prof.; KUZ'MIN, Yu.S., ordinator

Treatment of insufficiency of the rectal sphincter in children
by A.IA. Dukhanov's method. Elem.prokt. no.28147-149 '60.

(MIRA 14:11)

(FECES--INCONTINENCE) (SPHINCTER ANI)

KUZ'MIN, Yu.S.

Evaluation of the operation of cuneiform resection of the external-dorsal area of the foot in congenital clubfoot. Ortop., travm. i protez. 21 no.8:16-18 Ag '60. (MIRA 13:11)

1. Iz kafedry gospital'noy khirurgii (zav.kafedroy - prof. A.M. Aminev, zav. ortopedicheskim otdeleniyem - prof. A.P.Yevstropov) Kuybyshevskogo meditsinskogo instituta.
(FOOT--ABNORMITIES AND DEFORMITIES)

KUDRYAVTSEV, A.B.; IRODOV, A.N.; YEMEL'YANOV, D.P.; KUZ'MIN, Yu.S.;
SVETLOVA, L.V.

Application of the ultrasonic "UZG-10" generator in the
cleaning of the inner tube valve surface in aqueous media.
Kauch. i rez. 24 no.7:49-51 J1 '65. (MIRA 18:8)

1. Yaroslavskiy shinnyy zavod.

KUZ'MIN, Yu.S.; DEMIDOV, G.K.

Mixing-sheeting rolls for the preparation and sheeting of rubber compounds. Kapch. i rez. 24 no.9:52-54 '65.

(MIRA 18:10)

1. Yaroslavskiy shinnyy zavod.

KUZ'MIN, Yu.S.; DEMIDOV, G.K.

Mixing and sheeting rolls for preparing and sheeting
rubber mix. Biul. tekhn.-ekon. inform. Gos. nauch.-issl.
inst. nauch. i tekhn. inform. 18 no. 12:18-19 D '65
(MIRA 19:1)

I-9

KUZ' MIN, YU. V.

USSR/Chemical Technology - Chemical Products and
Their Applications - Electrochemical
Manufacturing. Electrodeposition.
Chemical Sources of Electrical Current.

Abs Jour : Ref Zhur - Khimiya, No 3, 1957, 8907
Author : Kuz'min, Yu. V.
Inst : Ministry of Electrical Engineering Industry
USSR
Title : Zinc Plating of Articles by the Use of
Bipolar Electrodes

Orig Pub : M-vo elektrotekhn. prom-sti SSSR, 1956,
No 6, (64), 25-26

Abstract : A new method using bipolar electrodes is
proposed for use in the zinc plating of
articles. The main features of the method
consist in placing the metal in the bath

Card 1/2

APPROVED FOR RELEASE

86-00513R00092

I-9

USSR/Chemical Technology - Chemical Products and
Their Applications - Electrochemical
Manufacturing. Electrodeposition.
Chemical Sources of Electrical Current.

Abs Jour : Ref Zhur - Khimiya, No 3, 1957, 8907

between the anode and the cathode in such a
way that it conducts the current much better
than the electrolyte. Cathodic reactions
will occur in the sections of the conductor
nearest the anode; anodic reactions will
similarly occur in the sections nearest
the cathode. This results in a reduction
in resistive potentials along the desired
direction of the lines of force, i.e., the
throwing power of the solution is improved.
The method permits a reduction in zinc
plating time from 7 hours to 10-15 min. A
design is proposed for holders which insure

USSR/Chemical Technology - Chemical Products and
Their Applications - Electrochemical
Manufacturing. Electrodeposition.
Chemical Sources of Electrical Current.

I-9

Abs Jour : Ref Zhur - Khimiya, No 3, 1957, 8907

the plating of the articles to be plated by
the above method. In acid baths a bright
finish is obtained without the formation of
scratches.

Card 3/2

BRYUKHANOV, V.N.; KUZ'MIN, Yu.Ya.

Gas prospects in upper Pliocene sediments of the northern Caspian Sea region. Geol. nefi i gaza 4 no.5:20-26 My '60. (MIRA 13:9)

1. Vsesoyuznyy aerogeologicheskiy trest.
(Caspian Sea region--Gas, Natural--Geology)

AKHMETOV, Abdrashit Rakhimovich; KUZ'MIN-ZAKS, Mikhail Isayevich; RA-
KHIMOV, Al'ken Smagulovich; KOPYLOVA, L.P., red.; SHIKIN, S.I.,
tekh. red.

[Trade unions of Soviet Kazakhstan] Profsoiuzy Sovetskogo Kaza-
khstana; kratkii istoricheskii ocherk. Moskva, Izd-vo VTsSPS
Profizdat, 1961. 174 p. (MIRA 14:10).
(Kazakhstan--Trade unions)

MEL'NICHENKO, A.K.; BELOUSOVA, A.G.; KUZ'MINA, A.A.; SHANINA, S.V.

Pay more attention to the study of the geographical distribution of
wild medicinal plants. Apt. delo 10 no.3:14-19 My-Je '61.
(MIRA 14:7)

(BOTANY, MEDICAL)

MEL'NICHENKO, A.K.; KOROLEVA, M.G.; KUZ'MINA, A.A.; SHANINA, S.V.

Basic scientific problems in the field of pharmacy. Apt. del'g.
11 no.5:3-9 S-0 '62. (MIRA 17:5)

BRAILOV, V.P. (Moskva); GORUSHKIN, V.I. (Moskva); DENISOV, V.I. (Moskva);
ZAKHARIN, A.G. (Moskva); KUZ'MINA, A.A. (Moskva); POLYANSKAYA,
T.M. (Moskva)

Optimization of the selection of fuels for thermal electric power
plants and boiler systems in long-range planning. Izv. AN SSSR.
Energ. i transp. no.4:514-524 J1-Ag '63. (MIRA 16:11)

KUZ'MINA, A.D.

[Methods for the analysis and study of the activities of clinics for the prevention and therapy of tuberculosis in the Ukrainian S.S.R., according to their reports for 1949-1951] Metodika analiza i opyt izucheniia deiatel'nosti protivotuberkuleznykh dispanserov USSR po ikh otchetam za 1949-1951. Kiev, 1954.

15 p.

(MLRA 10:4)

(UKRAINE--TUBERCULOSIS--PREVENTION)

KUZ'MINA, A. D.

"Analysis Technique and Results of the Study of Antitubercular Dispensaries in the Ukrainian SSR according to their Records From 1949 to 1951." Cand Med Sci, Ukrainian Sci Res Inst of Tuberculosis Imeni F. G. Yanovskiy; Organization and Methods Division, L'vov State Medical Inst, Kiev-L'vov, 1954. (KL, No 8, Feb 55)

SO: Sum. No. 631, 26 Aug 55 - Survey of Scientific and Technical Dissertation defended at USSR Higher Educational Institutions
(14)

KOMAREVSKAYA, V.P.; KUZ'MINA, A.G.; LUZGINA, V.D.

Effectiveness of using ammonia water on collective farms of Alarskiy District. Trudy Vost.-Sib. fil. AN SSSR no.29:78-84 '59.
(MIRA 13:9)

(Alarskiy District--Fertilizers and manures)
(Ammonia)

KUZ'MINA, A. G.

Economic profitableness of producing grain and livestock products
on collective farms in Bokhan District, Ust'-Orda Buryat National
Area. Trudy Vost.-Sib. fil. AN SSSR no.29:85-95 '59.

(MIRA 13:9)

(Bokhan District--Grain)

(Bokhan District--Stock and stock breeding)

KUPRIYANOVICH, Leonid Ivanovich; KUZ'MINA, A.I., red.; BORUNOV,
N.I., tekhn. red.

[Radio electronics in everyday life] Radioelektronika v
bytu. Moskva, Gosenergoizdat, 1963. 31 p. (Massovaia ra-
diobiblioteka, no.491) (MIRA 17:4)

MARIYEV, A.N., KUZ'MINA, A.I.

The epidemiology of typhus. Vop.virus. 3 no.3:170-171 My-Je '58
(MIRA 11:7)

1. Stalingradskiy institut epidemiologii, mikrobiologii i gigiyeny
i Gorodskaya sanitarno-epidemiologicheskaya stantsiya.
(TYPHUS, epidemiology
(Rus))

DUBAKINA, A.V.; KUSHNAREVA, E.E.; KUZ'MINA, A.I.; TRASHCHENKO, L.I.

Epidemiology of influenza A2 according to 1957 data from Stalingrad.
Vop. virus. 4 no.1:23-27 Ja-F'59. (MIRA 12:4)

1. Stalingradskiy nauchno-issledovatel'skiy institut epidemiologii,
mikrobiologii i gigiyeny.

(INFLUENZA, epidemiol.
A2, in Russia (Rus))

DUBAKINA, A.V.; KUSHNAREVA, E.E.; KUZ'MINA, A.I.

Some data on the epidemiology and etiology of influenza during
recent years in Stalingrad. Vop. virus. 5 no. 6:751-752 N-D '60.

(MIRA 14:4)

(STALINGRAD—INFLUENZA)

KUZ'MINA, A.I.; KUSHNAREVA, E.E.; PEREL'MAN, A.L.

Description of the outbreak of infleunza in Stalingrad in
1959. Vop. virus. 5 no. 6:753 N-D '60. (MIRA 14:4)
(STALINGRAD--INFLUENZA)

FERDINAND, Ya.M. (Rostov-na-Donu); Prinsipalni uchastiye: MARISOVA, A.P.;
BRAYNINA, R.A.; MARGULIS, L.A.; MYASNENKO, A.M.; KOVALEVSKAYA,
I.L.; TELESHEVSKAYA, E.A.; SOBOLEVA, S.V.; KALININA, K.I.;
KOVALEVA, N.S.; IVANOVA, M.K.; ARENDER, B.A.; KUCHERENKO, R.A.;
MANATSKOVA, K.S.; OLEJNIKOVA, L.T.; KIBARDINA, Yu.A.;
GRIGOR'YEVA, K.S.; SEMENIKHINA, L.G.; CHERNYKH E.I.; DROFYEVA,
V.M.; SHEVCHENKO, Ye.N.; ABRAMOVA, O.K.; SKUL'SKAYA, S.D.;
PETROVA, Z.I.; MAKHLINOVSKIY, L.I.; KUZ'MINA, A.I.; AL'TMAN, R.Sh.;
MARDERER, R.G.; YENGALICHEVSKAYA, L.N.; CHIRKOVA, M.N.; TERESHCHENKO,
N.I.; SHELKOVNIKOVA, M.A.; PROKOPENKO, V.V.; BEKLEMESHEVA, Ye.R.;
BARANOVA, T.V.

Effectiveness of specific prophylaxis with alcohol divaccine
against typhoid and paratyphoid B fever in school-age children.
Zhur. mikrobiol., epid. i immun. 41 no.1:23-27 Ja '64.

(MIRA 18:2)

PLOTNIKOVA, K.N.; Prinsipali uchastiye: GORNAYA, K.A.; SHILINA, L.S.;
KUZNETSOVA, V.K.; BOGDANOVA, E.I.; BASHILOV, S.F.; TRABFR, I.G.;
KAREVA, M.V.; KUZ'MINA, A.I.

Experience in the production of lavsan-cotton blend yarn in
the "Trekhgornaya Manufactura" and Kalinin Cotton Mills.

Nauch.-iss. trudy TSNIKHBBI za 1962 g.:166-175 '64.

(MIRA 18:8)

1. TSentral'noy nauchno-issledovatel'skiy institut khlopchatobumazhnoy promyshlennosti, Moskva (for Gornaya, Shilina).
2. Kalininskiy nauchno-issledovatel'skiy institut tekstil'noy promshlennosti (for Kuznetsova, Bogdanova).
3. Kalininskiy khlopchatobumazhnyy kombinat (for Bashilov), Traber).
4. Kombinatsiya "Trekhgornaya manufaktura" (for Kareva, Kuzmina).

KUZ'WINA, A.I.

Phytoplankton of waters washing the Kurile Island chain and its
significance for studying water exchange between the Sea of
Okhotsk and the Pacific Ocean. Trudy Oidrobiol. ob-va 8:130-142
'57. (MIRA 11:3)

1. Zoologicheskii institut AN SSSR.
(Kurile Islands--Phytoplankton)
(Okhotsk, Sea of--Ocean currents)
(Pacific Ocean--Ocean currents)

KUZ'MINA, A.I., Cand Biol Sci -- (diss) "Phytoplankton
of the ^{Kuriles}~~Kuril~~ gulfs as a water exchange indicator."

Len, 1958, 19 pp (Zoological Inst of Acad Sci USSR)

150 copies (KL, 50-58, 122)

KUZ'MINA, A.I.

Some data on the spring and summer phytoplakton in the northern Kurile area. Trudy Inst.ocean. 36:215-229 '59. (MIRA 15:4)

1. Zoologicheskiy institut AN SSSR.
(Kurile Islands region--Phytoplakton)

KUZ'MINA, A.I.

A new species of *Exuviaella* and new form of *Thalassiosira*
hyalina from the Kurile Straits. Bot. mat. Otd. spor.
rast. 13:46-47 '60. (MIRA 13:7)
(Kurile Straits--Algae)

KUZ'MINA, A.I.

Some data on the distribution of plankton in the northern part of the Greenland Sea in October and November 1957 (according to the collections of the diesel-electric ship "Lena"). Dokl. AN SSSR 134 no.5:1204-1207 O '60. (MIRA 13:10)

1. Zoologicheskii institut Akademii nauk SSSR. Predstavleno akademikom Ye.N.Pavlovskim.
(Greenland Sea--Zooplankton)

KUZ'MINA, A.I.

Phytoplankton of the Kurile Straits as an indicator of different
water masses. Issl.dal'nevost.mor.SSSR no.8:6-90 '62.
(MIRA 15:12)

1. Zoologicheskii institut AN SSSR.
(Kurile straits--Phytoplankton)

KUZ'MINA, A.I.

Quantitative development and distribution of phytoplankton in the
northern part of the Greenland Sea. TRUDY VNIRO 46:287-296 '62.
(MIRA 15:10)

(Greenland Sea--Phytoplankton)

KUZ'MINA, A.I.

Some data on the vernal phytoplankton in the North Atlantic based on materials of the second voyage of the research vessel "Lomonosov" in 1958. Dokl. AN SSSR 144 no.5:1156-1159 Je '62. (MIRA 15:6)

1. Zoologicheskii institut AN SSSR. Predstavleno akademikom Ye.N.Pavlovskim.
(Atlantic Ocean--Phytoplankton) (Oceanographic research)

KUZ'MINA, A.I.

Distribution of plankton in the northern part of the Greenland
Sea in October and November 1957; according to collections of
the expedition on the diesel-electric "Lena." Trudy AANII
259:389-399 '64. (MIRA 17:12)

USSR/Mathematics - Functions

21 Oct 51

"A Class of Quasi-Analytical Functions of Many Variables," A. L. Kuz'mina

"Dok Ak Nauk SSSR" Vol LXXX, No 6, pp 853-856

By class $C^{(m)}(m_1, \dots, m_k)$ is meant the set of all functions $f(x_1, x_2, \dots, x_k)$ given in a k -dimensional closed region G and infinitely differentiable, and also satisfying a certain inequality at points of region G . The class C obviously coincides with the class of analytical functions. The class C is called quasi-analytical Δ if for every 2 functions f and F

21763

of this class the equality of their derivs implies $f = F$ in G . Simlar results were obtained by P. Lelong (Compts Rendus, 232, No 12, 15 Mar 51, as was reported to the author after the completion of his paper. Submitted 12 Jul 51 by Acad S. N. Bernshteyn.

KUZ'MINA, A. L.

21763

"APPROVED FOR RELEASE: Monday, July 31, 2000

CIA-RDP86-00513R000928030



APPROVED FOR RELEASE: Monday, July 31, 2000

CIA-RDP86-00513R000928030

KUZ'MINA, A.L.

Asymptotic representation of polynomials orthogonal on a unit circle.
Dokl.AN SSSR 107 no.6:793-795 Ap '56. (MLBA 9:8)

1. Kazanskiy gosudarstvennyy universitet imeni V.I. Ul'yanova-Lenina.
Predstavleno akademikom V.I. Smirnovym.
(Functions, Orthogonal)

АНСМЕРКАН, [redacted] [redacted] А.А., ред.; САМХАРОВ, А.А., ред.

[Problems in the theory of functions of complex variables
and operational calculus.] [redacted] zadach po teorii funktsii
kompleksnogo peremennogo i operatsionnomu ischisleniiu.
Kazan', Izd-vo Kazanskogo univ., 1961. 49 p. (MIRA 18:7)

KUZ'MINA, A.N., inzh.; PENS, M.N., inzh.

Using electronic computers in calculating the production plan
for machinery plants. Mekh. i avtom. proizvod. 19 no.8:43-46
Ag '65. (MIRA 18:9)

KUZ'MINA, A. P., YAKOVLEVA, A. V., and KOVALEVA, N. I.

"Growth Regularity of Enteric-Typhus Group Bacteria in Synthetic Cultures [paper read at an unidentified scientific conference of the institute held during the first half of 1954.] Proceeding of Inst. Epidem. and Microbiol. im. Gamaleya, 1954-56.

Division of Enteric Vaccines [Kovaleva, N. I., head?], Inst. Epidem. and Microbiol. im. Gamaleya. AMS USSR.

SO: Sum 1186, 11 Jan 57.

ISPOLATOVSKAYA, M.V.; BLAGOVESHCHENSKIY, V.A.; VLASOVA, Ye.V.; KUZ'MINA, A.P.

Electrophoretic and immunochemical investigations of *Clostridium oedematiens* anatoxin. Zhur.mikrobiol.epid. i imun. 30 no.1:54-48
Ja '58. (MIRA 12:3)

1. Iz Instituta epidemiologii i mikrobiologii imeni Gamalei AMN
SSSR.

(CLOSTRIDIUM
oedematiens anatoxin, electrophoretic &
immunochemical aspects (Rus))

~~KUZ'MINA A.P.~~, nauchnyy sotrudnik; KRUSSEK, I.F., nauchnyy sotrudnik

Green fallows in Voronezh Province. Zemledelis 8 no.6:58-59 Je'60.
(MIRA 13:10)

1. Voronezhskaya opytnaya stantsiya Vsesoyuznogo nauchno-issledovatel'skogo instituta kukuruzy.
(Voronezh Province--Fallowing)

KOVALEVA, N.I.; KUZ'MINA, A.P.

Consumption of carbohydrates and nitrogen compounds by
paratyphoid B bacteria. Zhur. mikrobiol., epid. i immun. 40
no.6:95-99 Je '63. (MIRA 17:6)

1. Iz Instituta epidemiologii i mikrobiologii imeni Gamalei
AMN SSSR.

VI.ASOVA, Ye.V.; KUZ'MINA, A.P.

Immunological characteristics of the purified and concentrated
anatoxin of Clostridium sordelii. Report No. 2. Zhur.mikrobiol.,
epid. i imm. 41 no. 2:76-80 F '64. (MIRA 17:9)

1. Institut epidemiologii i mikrobiologii imeni Gamalei AMN SSSR.

KUZ'MINA, A.P.

Results of alloplasty in postoperative ventral hernias. Sov.med. 28
no.7:106-109 JI '65. (MIRA 18:8)

1. Kafedra gospital'noy khirurgii (zav. - prof. A.V.Kholod) Kurskogo
meditsinskogo instituta.

KUZ'MINA, A. S.

USSR/ Miscellaneous - Books

Card 1/1 : Pub. 12 - 13/14

Authors : Kuz'mina, A. S.


Title : Critique and bibliography

Periodical : Avt. trakt. prom. 3, Inside of back page, March 1954

Abstract : Critical review of a book by A. P. Erokhin and I. P. Samokhin entitled, "Mechanization and Automatization in Thermal Treatment Plants", published in 1953, is presented.

Institution : Ministry of Machine Construction, USSR

Submitted : ...



L 6905-65

ACCESSION NR: AR4039929

0

The crystals were first annealed at 550C for four hours; the irra-

crystal was noted that the ... of a non-irradiated

KUZ'MINA, A.V.; KUZ'MIN, L.L.

Behavior of the aluminum anode in galvanic cells with an alkaline electrolyte. Zhur.prikl.khim. 36 no.2:356-362 F '63. (MIRA 16:3)

1. Ivanovskiy khimiko-tekhnologicheskii institut.
(Electrodes, Aluminum) (Electric batteries) (Alkalies)

... (X) ... 10-47

... 10-4-1157

... before concentration,


... the sample was irradiated, and then well were attached to

... and heated in an oven at

360 cal gr, respectively. These values are

greater than those previously obtained under the same experimental

Card 1/2



10000000

ACCESSION NR: AP5006066

that the stored energy depends on the lattice energy and is proportional to the

of the crystal lattice

of the crystal lattice

ZAVADOVSKAYA, Ye.K.; KUZ'MINA, A.V.

Value of the energy stored in crystals of the alkali halides NaCl, KCl, KBr, and KI following γ -irradiation at room temperature. Izv. vys. ucheb. zav.; fiz. 8 no.1:175-176 '65.
(MIRA 18:3)

1. Tomskiy politekhnicheskii institut imeni Kirova.

L 54958-65

RWH

19 080/65/038/005/1038/1043

A THRU: ...

KUZ'MINA, A.V.; STANKEVICH, I.A.

"Trudy" of the Avicenna Medical Institute in Stalinbad, Papers
of the Department of Normal Anatomy, vol. 14, no.1, 1955, vol.25,
no.2, 1957. Reviewed by A.V. Kuz'mina, I.A. Stankovich. Arkh.anat.
gist, 1 embr. 36 no.2:86-88 F '59. (MIRA 12:2)

1. Adres avtorov: Moskva, B-120, per. Obukha, d. 5, Institut mozga
AMN SSSR,

(ANATOMY--PERIODICALS)

TARASOV, Aleksey Issarionovich. Primali uchastiye: KUZ'MINA, A.V.;
ZIMINA, K.I.; POLYAKOVA, A.A.; IOGANSEN, A.V.; PROLOVSKIY, P.A.;
LULOVA, N.I.; L'VOVA, L.A., vedushchiy red.; MUKHINA, E.A.,
tekh.red.

[Gases obtained in petroleum refining and methods of their
analysis] Gazy neftepererabotki i metody ikh analiza. Moskva,
Gos.nauchno-tekh.izd-vo neft. i gorno-toplivnoi lit-ry, 1960.
222 p. (MIRA 13:2)
(Petroleum--Refining) (Gases--Analysis)

S/204/62/002/006/007/012
E075/E192

AUTHORS: Lulova, N.I., Tarasov, A.I., Kuz'mina, A.V., and Koroleva, N.M.

TITLE: Chromatographic analysis of gaseous streams on the ethylene plant

PERIODICAL: Neftekhimiya, v.2, no.6, 1962, 885-891

TEXT: Analyses of liquified gases and methane and ethylene determination in the light hydrocarbon distillate, and determination of C₂ hydrocarbons and propane in propane-propylene fractions were carried out using the reverse flow method in a modified chromatograph X ПА-2 (KhPA-2). For the liquified gas (C₃ - 40 to 60%; C₄ - 20 to 40%; C₅ - 10%), best results were obtained on silica gel MCM (MSM) treated with 1.5 wt.% soda and 13% glycerine, or on Inza brick treated with 20 wt.% propylene glycol. For the light condensate silica gel ACK (ASK) treated with 0.5% soda and 2% glycerol was found to be the most satisfactory column. It separated adequately ethylene and ethane, the fuel analysis time being 4 - 4.5 min. The best column for the determination of CH₄ in the propane-propylene fraction was
Card 1/2

Chromatographic analysis of gaseous... S/204/62/002/006/007/012
L075/R192

silica-alumina, for the determination of propane modified silica
gel ASK or activated alumina, for the determination of C₂
hydrocarbons activated alumina or silica-alumina. The time of
analysis in all cases did not exceed 4 - 5 min.
There are 5 figures and 4 tables.

ASSOCIATION: Vsesoyuznyy nauchno-issledovatel'skiy institut po
pererabotke nefti i gaza i polucheniyu. iskusstvennogo
zhidkogo topliva
(All-Union Scientific Research Institute for the
Distillation of Petroleum and Gas and the Production
of Synthetic Liquid Fuel)

SUBMITTED: May 22, 1962

Card 2/2

KALANTAR, N.G.; FRYAZINOV, V.V.; YEVSYUKOV, Ye.I.; EDEL'SHTEYN,
I.Ya.; BONDARENKO, M.F.; Primali uchastiye: MANNAPOVA, V.S,
mladshiy nauchnyy sotrudnik; YANGURAZOVA, D.I., mladshiy nauchnyy
sotrudnik; GABSATTAROVA, S.A., laborant; YUSUPOVA, F.S., laborant
KUZ'MINA, A.Ya., laborant

Transformer oil from the distillates of sulfur-bearing eastern
crudes. Khim.i tekhn.topl.i masel 5 no. 11:15-22 N '60.

(MIRA 13:11)

1. Otdel khimii Bashkirskogo filiala AN SSSR; Novo-Ufimskiy
neftepererabatyvayushchiy zavod; Ufimskiy neftyanoy institut.
2. Otdel khimii Bashkirskogo filiala AN SSSR (for Mannafova,
Yangurazova, Gabsattarova, Yusupova, Kuz'mina).
(Insulating oil)

KUZ'MINA, D.A.

Processes of abstraction in studies of texts. Vop.psikhol.
5 no.6:139-149 N-D '59. (MIRA 13:4)

1. Penzenskiy pedagogicheskiy institut imeni V.G.Belinskogo.
(Comprehension)

GAYDAMAK, S., student; SMIRNYAKOVA, G., studentka; KUZ'MINA, E., studentka;
LIPOVA, R., studentka; FOMINA, T., studentka; FAVLOVA, N.,
studentka; KALINOVA, M., studentka; SHCHELKO, A., student;
SHCHERBAKOVA, L., studentka; GUDCHKINA, L.M.

Effect of salinity on the results of determining the specific
weight of soils. Sbor. nauch. trud. Kaz GMI no.19:197-198 '60.
(MIRA 15:3)

(Soils--Analysis)

SHCHENNIKOVA, M.K.; KHE'MINA, E.A.; SHCHENKOVA, V.P.; ABLEKINOV, G.A.

Catalytic decomposition of alkyl hydroperoxides studied by means
of electron paramagnetic resonance. Dokl. AN SSSR 181 no.4:868-
871 0 '65. (MIRA 18:10)

L. Gor'kovskiy gosudarstvennyy universitet im. N.I. Lobachevskogo.
Submitted March 19, 1965.

A I. 9223-66 EWT(n)/EWP(v)/EWP(j)/T/EWP(t)/EWP(l)/EWP(u)/EWA(c)

ACC NR: AP6001095 JD/WJ/HM/RM SOURCE CODE: UR/0138/65/000/012/0048/0049

AUTHOR: Parfenteva, N. I.; Frenkel', R. Sh.; Popov, A. V.; Kuz'mina, E. A.

ORG: Volga Branch of the Scientific Research Institute of the Rubber Industry (Volzhskiy filial Nauchno-issledovatel'skogo instituta rezinovoy promyshlennosti)

TITLE: Bonding insulation rubber to copper

SOURCE: Kauchuk i rezina, no. 12, 1965, 48-49

TOPIC TAGS: rubber to copper bonding, butyl rubber, copper, adhesive, adhesive bonding, metal bonding

ABSTRACT: The authors have developed an improved method for bonding butyl rubber to copper, involving thorough cleaning of the metal surface and use of two adhesives. The copper surface is shot blasted, vent degreased, and treated at 70-80C with ultrasound in a special electrolyte bath (sulfuric acid, 500 g/l; OP-7 emulsifier, 30 g/l; thiourea, 5 g/l). The washed and dried copper surface is covered with a layer of BF-2 phenol-formaldehyde resin which is cured at 150C for 30 min. The resin is then coated with Leuconat adhesive. This is followed by application of freshly milled butyl rubber on the copper surface and vulcanization in a press. The adhesion strength of the system varies from 19 to 40 kg/cm² depending on ambient temperature and aging time. The shear strength is 40 to 45 kg/cm at 20C.

SUB CODE: 11/ SUBM DATE: none/ ORIG REF: J02/ ATD PRESS: 4159

Card 1/1 UDC: 678.029.42