L 7692-66

ACC NR: AP5028320

generation of 500-amp, 80-nanosec current pulses, corresponding to a current density of 1800 amp/cm^2 at the anode. Although the physical aspects of the processes occurring in this case are not fully understood and thus call for additional experiments, the amplitude and shape of the current pulses obtained are far more stable than those obtained in a spark discharge, as demonstrated elsewhere (I. V. Kozhukhov et al, Use of a plasma gun for generating high-density electron fluxes. Preprint, OIYaI, Dubna, 1740, August 1964). No visible cathode damage was noticed after ~ 1000 bombardments, which seems to indicate that with improvements such an injector would be capable of delivering even higher current pulses at increased repetition rates. Orig. art. has: 3 figures. [YK]

SUB CODE: EC/ SUBM DATE: 13Mar65/ ORIG. REF: 001/ OTH REF: 003/ ATD PRESS: 4142

Card 3/3

ACC NR: AP7000546 SOURCE CODE: UR/0293/66/004/006/0838/0841

AUTHOR: Lebedinskiy, A. I.; Lozhnikov, A. A.; Tulupov, V. I.
ORG: none

TITLE: Measurements of lunar radiation flux in the infrared and visible regions of the spectrum by the Luna-10 satellite

SOURCE: Kosmicheskiye issledovaniya, v. 4, no. 6, 1966, 838-841
TOPIC TAGS: lunar radiation, lunar satellite, lunar surface / Luna-10 lunar satellite

ABSTRACT:

The lunar radiation flux in the infrared (IR) and visible spectral bands was measured by the Luna-10 satellite from a lunar orbit. The results have not yet been fully analyzed, and the data presented by the authors are only preliminary.

Radiation in the two spectral bands was of different origin. The visible band was used to measure radiation caused by heat from the Sun being reflected by the Moon's surface; the IR band measured the Moon — radiated heat which was emitted by the Moon's surface, the temperature of which varies from -150 to +120°C. Infrared and visible radiation coming directly from the Sun also contributed to the total measured in both bands.

Card 1/6 UDC: 629.195.3:523.37

ACC NR: AP7000546

A detector carrying two sensors (15 x 30-mm thin plates) mounted outside the Luna-10 body were utilized to separate different heat radiation contributions (see Fig. 1). The detector action was based on the variable resistance principle (i.e., changes in heat radiation varied the detector resistance). Detector resistance was measured by a circuit (such as a resistance bridge) and the results of these measurements were telemetered back to Earth. One of the sensors was covered with enamel, which absorbed 85—95% of the incident IR radiation and reflected 70—75% of the radiation in the visible band. The other sensor was covered with thin gold foil, which reflected 97—99% of the IR radiation and passed most of the visible radiation. Data taken simultaneously from both sensors will be used to isolate that portion of the total heat radiation which was contributed by the Moon. The satellite was rotating around its own axis with a period which was shorter than the detectors' thermal time constants, and the readings therefore represent the average values of thermal radiation. The sensors were sampled simultaneously every two minutes.

ACC NR: AP7000546

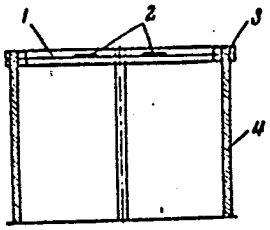

Fig. 1. Thermal radiation detector

1 - Heat insulator; 2 - sensors;
3 - clamping ring; 4 - stand.

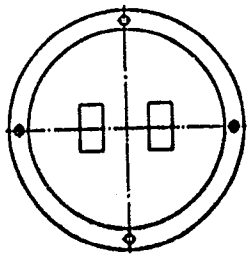

Temperatures measured by the sensors (A, with enamel cover; B, with gold foil cover) during the 8th, 31st, and 49th measurement sessions are given in Fig. 2. In the 8th session the satellite crossed

Card 3/6

from the dark to the sunlit portion of the Moon. During the 49th session, a crossing from the light to the dark portion was made. In the 31st measurement session the satellite was on the sunlit side of the Moon. The time marks in Fig. 2 indicate Moscow time. As expected, the temperatures on the light side of the Moon are higher than on the dark side. During crossings the sensors registered corresponding changes in temperature after a time delay associated with their thermal inertia.

The influence of thermal detector inertia was investigated by taking temperature measurements at different instants during a single session. The instants at which these measurements were taken varied from session to session. These readings are plotted and compared in the figure, illustrating the effect of thermal time delay on the sensor output.

From 2-3 May through 13 May the temperatures of both sensors declined noticeably. The A-sensor temperature decreased by 22° C and that of the B-sensor, by 50° C. After 13 May the temperatures again began to rise. The speculation that this phenomenon is associated with the changing orientation of the satellite with respect to the Sun is confirmed by the fact that the B-sensor, the more sensitive of the two to the Sun's rays, was affected more than the A-sensor.

ACC NR: AP7000546

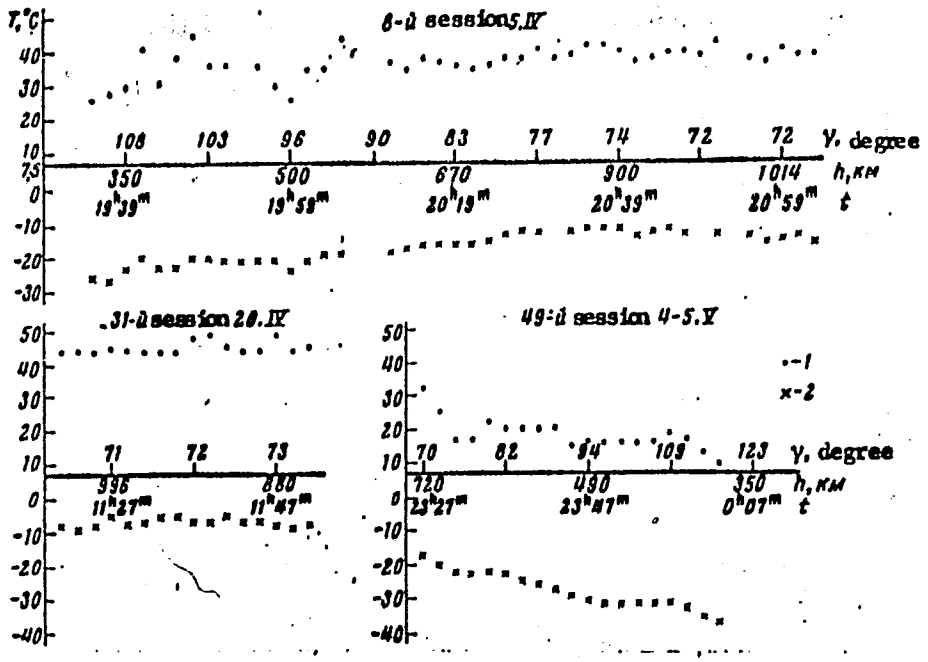

Card 5/6

ACC NR: AP7000546

Fig. 2. Detector readings during sessions 8, 31, and 49

1 - B-sensor; 2 - A-sensor; γ - angle between a line extending from the Moon's center to the Sun and a line between the Moon's center and the Luna-10; h - satellite height.

The authors state that analysis and evaluation of the results will be published in the future. The authors thank A. D. Levchenko and V. V. Vernigor for assistance in the carrying out of the experiments. Orig. art. has: 5 figures. [FSB: v. 3, no. 1]

SUB CODE: 22,03 / SUBM DATE: 22Aug66

Card 6/6

LOZHNIKOV, Anatoliy Petrovich; SONIN, Yevgeniy Konstantinovich; GUMELYA, Ye.B., red.; BORUNOV, N.I., tekhn. red.

[Cascode amplifiers] Kaskodnye usiliteli. Moskva, Gos. energ. izd-vo, 1961. 70 p. (Massovaia radiobiblioteka, no.423) (MIRA 15:4)

(Amplifiers, Electron-tube)

LOZHNIKOV, Anatoliy Petrovich; KHARCHENKO, Anatoliy Mikhaylovich; POPOV, P.A., red.; LARIONOV, G.Ye., tekhn. red.

[Pulse devices using trochotrons] Impul'snye ustroistva na trokhotronakh. Moskva, Gosenergoizdat, 1963. 94 p. (Massovaia radiobiblioteka, no.495) (MIRA 17:3)

LOZHNIKOV, A.P.; KHARCHENKO, A.M.

Multiposition switchboards with annular trochotrons. Priborostroenie no.4: 11-13 Ap '63. (MIRA 16:4)

(Electronic apparatus and appliances)

LOZHNIKOV, Anatoliy Petrovich; SONIN, Yevgeniy Konstantinovich; POPOV, P.A., red.

[Cascade anode amplifiers] Kaskodnye usiliteli. Izd.2., dop. Moskva, Energiia, 1964. 126 p. (MIRA 18:12)

LOZHNIKOV, I.I.

Axial drive for pumps. Spirt.prom. 22 no.2:15-16 '56. (MLRA 9:8)

1. Biyskiy spirtovoy kombinat.
(Pumping machinery--Electric driving)

LOZHNIKOV, I. I.

Hermetically sealed alcohol containers. Spirt. prom. 22 no.4: 30-31 '56. (MLRA 10:2)

1. Biyskiy spirtkombinat.
(Alcohol--Storage) (Containers)

LOZHNIKOV, N.N., inzhener.

Wall partitions made of gypsum fiber slabs. Rats. i izobr.predl. v stroi. no.136:13-16 '56. (Walls) (MLRA 9:9)

LOZHNIKOV, Ye.

AID P - 1815

Subject : USSR/Aeronautics

Card 1/1 Pub. 35 -10/19

Authors : Petrov, I., Engineer Lt. Col. and Lozhnikov, Ye., Engineer Major

Title : Equipment of stations for periodical maintenance work

Periodical : Vest. voz. flota, 3, 53-57, Mr 1955

Abstract : The author is especially interested in maintenance methods in which the equipment of the aircraft is dismounted, tested and adjusted on special stands or benches. Special attention is given to the three following stands: 1) stand for the installations of instruments, 2) working bench for checking remote control installations, and 3) stand for checking night photo cameras for aircraft. Diagrams of the above three installations are given. Some names are mentioned.

Institution: None

Submitted : No date

PROCESSES AND PROPERTIES INDEX

9

Mineragraphy of lead flotation at Ridder (Russia). S. P. Aleksandrov and O. N. Lozhnikova. *Tsvetnye Metall.* 1935, No. 3, 51-74; cf. C. A. 28, 5011.—A description of a method of "limiting differentiation of ore-dressing processes" and its application for mineralogical analyses and for the study of the behavior of individual minerals in ore-dressing processes. B. N. Daniloff

ASM-SLA METALLURGICAL LITERATURE CLASSIFICATION

7

CA

LOZHNIKOVA, O. N.

Zinc flotation at Ridder (Russia). S. P. Aleksandrov and O. N. Lozhnikova. *Tsvetnie Metal*, 10, No. 7, 48-67 (1936). A description of results of exptl. work conducted at Ridder with the purpose of improving the efficiency of flotation of Zn-Pb ores. B. N. Danilloff

ASM-SLA METALLURGICAL LITERATURE CLASSIFICATION

7

Luminescence method for determining beryl and pollucite in ores and concentrates. G. F. Kononovskii and O. N. Loginikova. *Zavodskaya Lab.* 13, 48-51(1947)(in Russian).—These minerals, not naturally luminescent, can be made to luminesce with a green light under the action of cathode rays by treatment with H_2SO_4, Na_2SO_4, or $ZnSO_4$, in the presence of Cu or Mn as activators; the accompanying quartz acquires no luminescence while that of the feldspar remains purple. The treatment of beryl (12-14% BeO) evidently results in the formation of a surface layer of $BeSO_4$; the beneficial effect of Zn is unexplained. For analysis, a finely ground 0.5-1-g. sample is treated with a boiling 20% Na_2SO_4 or $ZnSO_4$ soln. for 2-3 min., then a few drops of the activator soln. (20% $CuSO_4$) are added and boiling is continued for another 3-4 min., after which the powder is washed with water and dried at 600-700° for 15-20 min. The detn. consists in counting the no. of grains luminescing with the color characteristic of $BeSO_4$, as against the total no. of grains; mean error 5.7%; from the thus detd. vol. content V of beryl, the wt. content is Vd/D (%) where d and D are the specific wt. of beryl and of the ore, resp.; the BeO content is found by multiplying conventionally by 0.14. By an analogous treatment, pollucite $(Cs, Na)_2O.Al_2O_3.5SiO_2.H_2O$ (up to 29% Cs_2O) can be made to luminesce at the cathode with a characteristic yellow-green light. N. Thon

ASM-SLA METALLURGICAL LITERATURE CLASSIFICATION

KOMOVSKIY, G.F.; LOZHNIKOVA, O.N.; BARSANOV, G.P., red.; VERSTAK, G.V., red.izd.; MALEK, Z.N., tekhn.red.; POPOV, N.D., tekhn.red.

[Luminescence analysis in the study of ores and minerals] Liuminestsentnyi analiz pri izuchenii rud i mineralov. Moskva, Gos. nauchno-tekhn. izd-vo lit-ry po geologii i okhrane nedr, 1954. 90 p. (MIRA 12:1)

(Luminescence) (Mineralogy)

LOZHNIKOVA O.N.

48-5-36/56

SUBJECT: USSR/Luminescence

AUTHORS: Komovskiy G.F., Nikol'skiy V.S. and Lozhnikova O.N.

TITLE: Thermoluminescence of Minerals (Termolyuminestsentsiya mineralov)

PERIODICAL: Izvestiya Akademii Nauk SSSR, Seriya Fizicheskaya, 1957, Vol 21, #5, pp 711-714 (USSR)

ABSTRACT: Various samples of calcites were investigated with respect to thermoluminescence. They were subjected to a preliminary irradiation by X-rays by means of an X-ray tube BSV-W yielding approximately 100 r/sec. A photoelectronic multiplier of the FEU-19 type was applied to study the thermo-luminescence of these minerals and to record the curves of its intensity.

The inspection of the curves represented by Fig 1 and 2 in the paper shows that the magnitude of luminescence peaks depends on the time of preliminary irradiation, increasing with time.

The comparison of thermoluminescence curves of the yellow calcite, Fig 1, and the red-violet calcite, Fig 2, shows that the peak of the first curve is considerably higher than that

Card 1/2

48-5-36/56

TITLE: Thermoluminescence of Minerals (Termolyuminestsentsiya mineralov)

of the red-violet calcite, which indicates that the yellow calcite is considerably older than the red-violet one. This conclusion was confirmed by geological data.

Thus, the method of thermoluminescence can be applied for studying the age of the rocks and minerals as was suggested by Daniels (1). In addition to this, the authors propose to use this method for the control of concentration processes in the cases when a mineral complex to be concentrated contains a mineral possessing an ability for luminescence.

The article contains 4 graphs.

Four non-Slavic references are cited (one of them translated into Russian).

INSTITUTION: State Institute of Rare Metals, (Giredmet)

PRESENTED BY:

SUBMITTED: No date indicated

AVAILABLE: At the Library of Congress.

Card 2/2

LOZHNIKOVA, O.N.; YAKOVLEVA, S.V.; BARSANOV, G.P., doktor geol.-miner. nauk, nauchnyy red.; OSIPOVA, T.V., red.; L'VOVSKAYA, F.S., tekhn.red.

[Manual for the X-ray determination of minerals containing rare-earth elements] Rentgenometricheskii spravochnik-opredelitel' mineralov, soderzhashchikh redkozemel'nye elementy. Moskva, Otdel nauchno-tekhn.informatsii, 1961. 224 p. (MIRA 15:8)

(Mineralogy, Determinative) (Rare earths--Analysis)

CHAYLAKHYAN, M.Kh.; LOZHNIKOVA, V.N.

Photoperiodism and the dynamics of gibberellins in plants. Fiziol. rast. 11 no.6:1006-1014 N-D '64. (MIRA 18:2)

1. Timiriazev Institute of Plant Physiology, U.S.S.R. Academy of Sciences, Moscow.

CHAYLAKHYAN, M.Kh.; LOZHNIKOVA, V.N.

Photoperiodic influence and the dynamics of gibberellinlike substances in plants. Dokl. AN SSSR 157 no. 2:482-485 Jl '64. (MIRA 17:7)

1. Institut fiziologii rasteniy imeni Timiryazeva AN SSSR. Predstavleno akademikom A.I.Kursanovym.

LOZHNIKOVA, V. N.

CEAILAHIAN, M.H. [Chaylakhyan, M. Kh.]; LOJNIKOVA, V.N. [Lozhnikova, V.N.]

Gibberellinoid substances and vernalization of plants. Analele biol 16 no.4:116-127 Jl-Ag '62.

TURKOVA, N.S.; LOZHNIKOVA, V.N.

Some characteristics of nuclein metabolism in shaded plants. Nauch. dokl. vys. shkoly; biol. nauki no.4:136-139 '59. (MIRA 12:12)

1.Rekomendovana kafedroy fiziologii rasteniy Moskovskogo gosudarstennogo universiteta im. M.V. Lomonosova.
(Plants, Effect of light on) (Nucleic acids)

CHAYLAKHYAN, M.Kh.; LOZHNIKOVA, V.N.

Gibberellinlike substances in higher plants and their effect on growth and flowering. Fiziol. rast. 7 no. 5:521-530 '60. (MIRA 13:10)

1. K.A. Timiriazev Institute of Plant Physiology, U.S.S.R., Academy of Sciences, Moscow.
(Gibberellins)

CHAYLAKHYAN, M.Kh.; LOZHNIKOVA, V.N.

Gibberellinlike substances and vernalization of plants. Fiziol. rast. 9 no.1:21-31 '62. (MIRA 15:3)

1. K.A.Timiriazev Institute of Plant Physiology, U.S.S.R. Academy of Sciences, Moscow.

(Vernalization) (Gibberellins)

CHAYLAKHYAN, M.Kh.; NEKRASOVA, T.V.; KHLOPENKOVA, L.P.; LOZHNIKOVA, V.N.

Role of gibberellins in the processes of photoperiodism, vernalization and stratification of plants. Fiziol. rast. 10 no.4:465-476 Jl-Ag '63. (MIRA 16:8)

1. Timiriazev Institute of Plant Physiology U.S.S.R. Academy of Sciences, Moscow.

BUDAGYAN, Ye.G.; LOZHNIKOVA, V.N.; GOL'DIN, M.I.; CHAYLAKYAN, M.Kh.

Effect of gibberellin-like substances on the tobacco mosaic virus. Dokl. AN Arm. SSR 36 no.2:111-116 '64. (MIRA 17:3)

1. Institut mikrobiologii AN Armyanskoy SSR i Institut fiziologii AN SSSR. 2. Chlen-korrespondent AN Armyanskoy SSR (for Chaylakhan).

FRANTIU, Ion, ing.; LOZICIU, Martin, ing.; LAIU, Nicolaie, ing.; IANAS, V., ing,. colaborator; CHIVARAN, C., colaborator; DONICI, D., ing., colaborator

Some problems related to the quality of siliceous plates. Metalurgia constr mas 14 no.1:31-35 Ja '62.

1. Institutul de cercetari metalurgice (for Frantiu, Loziciu and Laiu) 2. Uzina de masini electrice "Dinamo," Bucuresti (for Iamas and Chivaran). 3. Institutul de cercetari electrotehnice (for Donici).

FRANTIU, Ion, ing.; CUIDA, Oleg, ing.; LAIU, Nicolae, ing.; LOZICIU, Martin, ing.

Economic and technical aspects of the manufacture and technical aspects of the manufacture and utilization of plated steel rolled goods. Metalurgia Rum 15 no.4:312-316 Ap '63.

GONCHAROV, V., inzh.-elektrik; SHRAMKOV, G., komandir korablya Il-14 (Tashkent); KRAVCHENKO, V., inzh. (Kiyev); OVCHARENKO, O., komandir vertoleta; OKUN', I.; KRAVNIKOV, V.; DIDKOVSKIY, P.; LOZIKOV, G., aviatekhnik (Dushanbe)

Readers' letters. Grazhd. av. 22 no.2:14-15,18 F '65. (MIRA 18:5)

1. Nachal'nik Kiyevskogo glavnogo rayonnogo dispetcherskogo punkta (for Okun'). 2. Nachal'nik sluzhby radiolokatsii i radionavigatsii, g. L'vov (for Kravnikov). 3. Nachal'nik Millerovskogo aeroporta (for Didkovskiy).

SOV/84-58-7-38/46

AUTHOR: Lozikov, G.

TITLE: For Relaxation of Air Travelers (Dlya otdykha passazhirov)

PERIODICAL: Grazhdanskaya aviatsiya, 1958, Nr 7, p 37 (USSR)

ABSTRACT: This is a short note on A.Starichkova, whose hobby it is to tend flowers and shrubbery in a small garden adjacent to the terminal square of Stalinabad airport.

Card 1/1

SOV/84-58-12-18/54

AUTHOR: Lozikov, G. (Stalinabad)

TITLE: Active Innovators (Aktivnyye ratsionalizatory)

PERIODICAL: Grazhdanskaya aviatsiya, 1958, Nr 12, p 11 (USSR)

ABSTRACT: The author reports on the superior production record maintained by the LERM personnel at Stalinabad airport. Mechanization in production, improved technical procedures, and new devices designed and constructed by the labor force have contributed to the increased labor output. OTK Chief Zhelnov is mentioned.

Card 1/1

ZAKHAROV, P. (Leningrad); LOZIKOV, G., aviatekhnik (Dushanbe); FINOGENOV, N. (Petrozavodsk); FANDIKOV, V., komandir samoleta (Urgench); TUKOV, V.

Brief news. Grazhd. av. 20 no.9:25 S '63. (MIRA 16:8)

1. Nachal'nik shtaba Estonskoy otdel'noy aviatsionnoy gruppy (for Tukov).

(Aeronautics)

Lozin, A. B.

AUTHOR: Lozin, A. B., Candidate of Biological Sciences. 30-8-30/37

TITLE: The Utilization of Microbiological Processes for Industry and Economy (Ispol'zovaniye mikrobiologicheskikh protsessov v promyshlennosti).

PERIODICAL: Vestnik Akademii Nauk SSSR, 1957, Vol. 27, Nr 8, pp. 109-111 (USSR)

ABSTRACT: The conference held on problems of the physiology and biochemistry of microorganisms caused considerable interest among scientists because it had been convened only after an interval of 15 years. The programmatical report was read by V. N. Shaposhnikov. He stressed the fact that the results of one or the other microbiological process depend not only on the nature of the microorganisms, but, in the same degree, on the combination of the substances by which they receive nourishment, the active oxidation of the surrounding medium, and the condition of aeration. The further work of the conference was performed by several sections. The conference was organized by the Institute for Microbiology of the AN and by the Biological Faculty of Lomonosov University. The 400 participants had come together from all republics of the Union.

AVAILABLE: Library of Congress

Card 1/1

LOZIN, S., polkovnik

Victorious step of our great friend and ally. Voen. znan. 35 no.9:7-9 S '59. (MIRA 12:12)

(China--Army)

LOZIN, S., polkovnik

Indissoluble ties of eternal friendship; on the 11th anniversary of the Soviet-Chinese Treaty of Friendship, Alliance, and Mutual Assistance. Komm.Vooruzh.Sil 1 no.2:21-24 Ja '61. (MIRA 14:8)
(China--Technical assistance, Russian)

L 25591-66 EWT(m)/T IJP(c)

ACC NR: AT6001556 SOURCE CODE: UR/3136/65/000/900/0001/0011

AUTHOR: Klebanov, Yu. D.; Kruchinin, S. P.; Lozina, L. A.

ORG: none

TITLE: Cherenkov differential gas counter

SOURCE: Moscow. Institut atomnoy energii. Doklady, IAE-900, 1965. Differentsial'nyy gazovoy cherenkovskiy schetchik, 1-11

TOPIC TAGS: radiation counter, hodoscope, bubble chamber, Cerenkov counter, Cerenkov radiation

ABSTRACT: The gaseous differential Cherenkov counter, developed at the Institute of Atomic Energy, is used for work with a hodoscopic device for a bubble chamber. Since the angle of Cherenkov radiation θ is related to the index of refraction of the medium n, and the particle velocity β, then the angular resolution is:

$$\frac{d\theta}{d\beta} = \frac{1}{\beta^2 n \sin\theta} = \frac{\operatorname{ctg}\theta}{\beta} \qquad (2)$$

Thus the optimum angle of Cherenkov radiation θ must be selected due to the sharp drop in intensity which accompanies a decrease of the angle θ. The optimum angle in this case is $\theta \approx 4°$. The Cherenkov light was focused through a convex glass lens, 130 mm in

Card 1/2

L 25591-66

ACC NR: AT6001556

diameter. Focal length was f = 250 mm. Photons of Cherenkov radiation were registered by the FEU-36 photomultiplier. The counter was filled with freon -13. The counter was tested in a Pi meson beam on the ITEF Cyclotron. The Pi meson beam passed through a telescope from three scintillation counters measuring 50 x 50 mm^2. The calculated maximum value of p ions with an impulse of $4\frac{Gev}{C}$ = 3.5 atm. The width of the curve at mid-height, Δp = 2 atm, corresponds to the resolution $\frac{\Delta\beta}{\beta} = 2.10^{-3}$. The authors thank R. S. Shlyapnikov for his interest in the work and valuable discussions. Orig. art. has: 5 figures and 3 formulas.

SUB CODE: 18 / SUBM DATE: 00/ ORIG REF: 004/ OTH REF: 004

Card 2/2

ACC NR: AP6013496 UR/0120/66/000/002/0066/0067

AUTHOR: Klebanov, Yu.D.; Kruchinin, S.P.; Lozina, L.A.

ORG: Institute of Atomic Energy GKAE, Moscow (Institut atomnoy energii GKAE)

TITLE: Differential gas Cerenkov counter

TOPIC TAGS: particle ~~velocity~~ counter, Cerenkov ~~velocity~~ counter, meson ~~velocity indicator~~, bubble chamber, ~~instrument~~, synchrotron.

ABSTRACT: This paper discusses the theory of operation, the construction and the results of tests of a differential type compressed gas Cerenkov counter, used for high energy particle velocity determination and counting. The counter was slated for work with a godoscopic system (reported previously by L.I. Govor and Yu.D. Klebanov at the Conference for high energy physics at Dubne in 1964) of a bubble chamber. The particle velocity β to be determined is related to the easily measureable angle of the Cerenkov radiation θ, and the adjustable refractive index of the environment, n (compressed freon-13), by the equation:

$$\cos\theta = 1/(\beta . n) \quad (1)$$

Thus the angular resolution of the particle velocity becomes

$$d\theta/d\beta = 1/(\beta^2 . n . \sin\theta) = (\mathrm{Ctg}\,\theta)/\beta \quad (2)$$

and this improves with the decrease of θ. However, since the radiation intensity, I, dereases sharple with θ, I being proportional to $\sin\theta^2$, an optimum design angle of the Cerenkov radiation cone exists. This has been found to be 4°. Constructional

Card 1/2 UDC: 539.1.074.4

ACC NR: AP6013496

details of the counter are given. Tests of the counter were conducted in the beam of π - mesons with an impulse $p = 4$ Gev/s on the 7 Gev synchrophazotrone of the ITEF. The meson beam passed thru a 3-scincillator telescope with a space angle of 2.10^{-3} rad. The counter showed its maximum effectiveness (96%) at a gas pressure of 3.7 am. Its resolving power for particle velocities was $d\beta/\beta = 2.10^{-3}$. Authors thank R.S. Shlyapnikov for his valuable discussions and interest in this project. Orig. art. has 2 figures and 3 formulas.

SUB CODE: 18, 20 SUBM DATE: 28Jun65 ORIG REF: 004 OTH REF: 004

Card 2/2

1. LOZINA-LOZINSKAYA, A. S.

2. USSR (600)

4. Botanical Gardens

7. Meeting of the heads of botanical gardens. Bot. zhur. 37 no. 5, 1952

9. Monthly List of Russian Accessions, Library of Congress, January 1953, Unclassified.

LOZINA-LOZINSKAYA, A.S.

Primula in ornamental gardening; report 2. Trudy Bot.inst. Ser.6 no.3: 147-164 '53. (MLRA 7:1)

(Primroses)

LOZINA-LOZINSKAYA, A.S.

Science education work of U.S.S.R. botanical gardens. Biul.Glav.bot. sada no.15:71-73 '53. (MLRA 9:1)

1.Botanicheskiy sad Botanicheskogo instituta imeni V.L.Komarova Academii nauk SSSR. (Botanical gardens)

NAZAREVSKIY, S.I.; MAKAROV, S.N.; PILIPENKO, F.S.; GERASIMOV, M.V.; IL'INSKAYA, M.L.; VEKSLER, A.I.,[deceased]; VASIL'YEV, I.M.; IL'INA, N.V.; SOKOLOV, S.Ya.; LOZINA-LOZINSKAYA, A.S.; SAAKOV, S.G.; ZALESSKIY, D.M.; AVRORIN, N.A.; IVANOV, M.I.; PRIKLADOV, N.V.; SOBOLEVSKAYA, K.A.; SALAMATOV, M.N.; MALINOVSKIY, P.I.; LUCHNIK, A.I.; KRAVCHENKO, O.A.; VEKHOV, N.K.; GROZDOV, B.V.; MASHKIN, S.; BOSSE, G.G.; PALIN, P.S.,(g.Shuya, Ivanovskoy oblasti); MATUKHIN; ZATVARNITSKIY, G.F.; GRACHEV, N.G.; CHERKASOV, M.I.; KIRKOPULO, Ye.N.; LEVITSKAYA,A.M.; GRISHKO, N.N.; LIKHVAR', D.F. VIL'CHINSKIY, N.M.; LYPA, A.L.; OREKHOV, M.V.; SHCHERBINA, A.A.; TSYGANKOVA, V.Z.; BARANOVSKIY, A.L.; GEORGIYEVSKIY, S.D.; STEPUNIN, G.A. OZOLIN, E.P.; LUKAYTENE, M.K.; KOS, Yu.I.; VAIL'YEV, A.V.; RUKHADZE, P.Ye.; VASHADZE, V.N.; SHANIDZE, V.M.; MANDZHAVIDZE, D.V.; KORKESHKO, A.L.; KOLESNIKOV, A.I.,(g. Sochi); SERGEYEV, L.I.; VOLOSHIN, M.P.; RYBIN, V.A.; IVANOVA, B.I.; RYABOVA, T.I.; GAREYEV, E.Z. ;RUSANOV, F.N.; BOCHANTSEVA, Z.P.; BLINOVSKIY, K.V.; KLYSHEV, L.K.; MUSHEGYAN, A.M.; LEONOV, L.M.

Talks given by participants in the meeting. Biul.Glav.bot.sada no.15: 85-182 '53. (MLRA 9:1)

1. Glavnyy botanicheskiy sad Akademii nauk SSSR (for Makarov,Pilipenko, Gerasimov, Il'inskaya, Veksler); 2. Akademiya komunal'nogo khozyaystva imeni K.D. Pamfilova for Vasil'yev); 3. Vsesoyuznaya sel'skokhozyaystvennaya vystavka (for Il'ina); 4. Botanicheskiy sad Botanicheskogo instituta imeni V.L.Komarova Akademii nauk SSSR (for Sokolov, Lozina-Lozinskaya, Saakov); 5. Botanicheskiy sad Leningradskogo

(continued on next card)

NAZAREVSKIY, S.L.---(continued) Card 2.

gosudarstvennogo ordena Lenina universiteta (for Zalesskiy); 6. Polyarno-Al'piyskiy botanicheskiy sad Kol'skogo filiala imeni S.M. Kirova Akademii nauk SSSR (for Avrorin); 7. Botanicheskiy sak pri Tomskom gosudarstvennom universiteta (for Ivanov); 8. Botanicheskiy sad pri Tomskom gosudarstvennom universiteta imeni V.V. Kuybysheva (for Prikladov); 9. TSentral'nyy Sibirskiy botanicheskiy sad Zapadno-Sibirskogo filiala Akademii nauk SSSR (for Salamatov, Sobolevskaya); 10. Botanicheskiy sad Irkutsko gosudarstvennogo universiteta imeni A.A. Zhdanova (for Malinovskiy); 11. Altayskaya plodovo-yagodnaya opytnaya stantsiya (for Luchnik); 12. Bashkirskiy botanicheskiy sad (for Kravchenko); 13. Lesostepnaya selektsionnaya opytnaya stantsiya dekorativnykh kul'tur tresta Goszelenkhoz Ministerstva kommunal'nogo khozyaystva RSFSR (for Vekhov); 14. Bryanskiy lesokhozyaystvennyy institut (for Grozdov); 15. Botanicheskiy sad pri Voronezhskom gosudarstvennom universitete (for Mashkin); 16. Orekhovo-Zuyevskiy pedagogicheskiy institut (for Bosse); 17. Botanicheskiy sad pri Rostovskom gosudarstvennom universitete imeni V.M. Molotova (for Matukhin); 18. Botanicheskiy sad Kuybyshevskogo gorodckogo otdela narodnogo obrazovaniya (for Zatvarnitskiy); 19. Zoobotanicheskiy sad pri Kazanskom universitete (for Grachev); 20. Gosudarstvennyy respublikanskiy proektnyy institut "Giprokommunstroy" (for Cherkasov); 21. Botanicheskiy sad Odesskogo gosudarstvennogo universiteta imeni I.I. Mechnikova (for Kirkopulo); 22. Botanicheskiy sad pri Dnepropetrovskom gosudarstvennom universitete (for Levitskaya); 23. Botanicheskiy sad

(continued on next card)

NAZAREVSKIY, S.L.---(continued) Card 3.

Akademii nauk USSR (for Grishko, Likhvar', Vil'chinskiy); 24. Kiyevskiy sel'skokhozyaystvennyy institut (for Lypa); 25. Botanicheskiy sad Chernovitskogo gosudarstvennogo universiteta (for Orekhov); 26. Botanicheskiy sad pri L'vovskom gosudarstvennom universitete imeni Iv. Franko (for Shcherbina); 27. Botanicheskiy sad Khar'kovskogo gosudarstvennogo universiteta imeni A.M. Gor'kogo (for TSygankova); 28. Botanicheskiy sad Zhitomirskogo sel'skokhozyaystvennogo instituta (for Baranovskiy); 29. Botanicheskiy sad Akademii nauk Belorusskoy SSR (for Georgiyevskiy); 30. Institut biologii Akademii nauk Belorusskoy SSR (for Stepunin); 31. Botanicheskiy sad Akademii Litovskoy SSR (for Lukaytene); 32. Botanicheskiy sad Latviyskogo gosudarstvennogo universiteta (for Ozolin); 33. Kabardinskiy krayevedcheskiy botanicheskiy sad (for Kos); 34. Sukhumskiy botanicheskiy sad Akademii nauk Gruzinskoy SSR (for Vasil'yev, Rukhadze); 35. Batumskiy botanicheskiy sad Akademii nauk Gruzinskoy SSR (for Shanidze); 36. Tbilisskiy botanicheskiy sad Akademii nauk Gruzinskoy SSR (for Mandzhavidze); 37. Sochinskiy park Dendrariy (for Korkeshko); 38. Gosudarstvennyy Nikitskiy botanicheskiy sad imeni V.M. Molotova (for Sergeyev, Voloshin); 39. Krymskiy filial Akademii nauk SSSR (for Rybin); 40. Botanicheskiy sad Moldavskogo filiala Akademii nauk SSSR (for Ivanova); 41. Botanicheskiy sad Botanicheskogo instituta Akademii nauk Tadzhikskoy SSR (for Ryabova); 42. Botanicheskiy sad Kirgizskogo filiala Akademii nauk SSSR (for Gareyev); 43. Botanicheskiy

(continued on next card)

NAZAREVSKIY, S.L.---(continued) Card 4.

sad Akademii nauk Usbekskoy SSR (for Rusanov, Bochantseva); 44. Botanicheskiy sad Akademii nauk Turkmenskoy SSR (for Blinovskiy); 45. Respublikanskiy sad Akademii nauk Kazakhskoy SSR (for Klyshev, Mushegyan).

(Botanical gardens)

SAAKOV, S.G.; SOKOLOV, S.Ya., redaktor; LOZINA-LOZINSKAYA, A.S., redaktor.

[Palms and their cultivation in the U.S.S.R.] Pal'my i ikh kul'tura v SSSR. Moskva, Izd-vo Akademii nauk SSSR, 1954. 319 p. (MLRA 7:7)
(Palms, Cultivated)

LOZINA-LOZINSKAYA, A.S.

Primroses in ornamental plant cultivation. Report no.3; Winter hardiness of species of Primula L. Trudy Bot.inst.Ser.6 no.4: 252-263 '55. (Primroses) (MLRA 9:2)

IL'IN, M.M., professor, redaktor; VASIL'YEV, V.N., professor, otvetstvennyy redaktor; LOZINA-LOZINSKAYA, A.S., redaktor izdatel'stva; KRUGLIKOVA, tekhnicheskiy redaktor

[Useful plants of the U.S.S.R.] Rastitel'noe syr'e SSSR. Pod obshchey red. M.M.Il'ina. Moskva, Vol.2. [Plants usable in their natural state] Natururnye rasteniia. 1957. 581 p. (MIRA 10:3)

1. Akademiya nauk SSSR. Botanicheskiy institut. Otdel rastitel'nykh resursov.
(Botany, Economic)

TROSHIN,A.S., otv. red.; ARRONET,N.I., red.; BEYYER,T.V., red.; ZHIRMUNSKIY,A.V., red.; KUSAKINA,A.A., red.; PROSSER, K.L., red.; LOZINA-LOZINSKIY,L.K., red.; POLYANSKIY, Yu.I., red.; SUKHANOVA,K.M., red.; USHAKOV,B.P., red.; FEL'DMAN,N.L., red.; ALEKSANDROV, V.Ya., red.

[Cell and the temperature of the medium; transactions] Kletka i temperatura sredy; trudy. Moskva, Nauka, 1964. 303 p. (MIRA 18:1)

1. International Symposium on Cytoecology, Leningrad, 1963. 2. Institut tsitologii AN SSSR, Leningrad (for Troshin, Arronet). 3. Laboratoriya kosmicheskoy biologii Instituta tsitologii AN SSSR, Leningrad (for Lozina-Lozinskiy).4. Laboratoriya tsitofiziologii i tsitoekologii Botanichskogo instituta im. V.L.Komarova AN SSSR, Leningrad (for Aleksandrov). 5. Laboratoriya sravnitel'noy tsitologii Instituta tsitologii AN SSSR, Leningrad (for Zhirmunskiy, Kusakina, Ushakov). 6. Laboratoriya tsitologii odnokletochnykh organizmov Instituta tsitologii AN SSSR, Leningrad (for Sukhanova). 7. Botanicheskiy institut imeni V.L.Komarova AN SSSR, Leningrad (for Arronet).

LOZINA-LOZINSKIY, A.L.

MD

Photodynamic activity of stains on the muscles of the frog. A. L. Lozina-Lozinskii. *Vestnik Leningrad. Univ.* 10, No. 7, *Ser. Biol., Geograf. i Geol.* No. 3, 67–78(1955).—The similarity of photodynamic activity of methylene blue and eosin with the activity of other muscular irritants and the appearance of signs of paranecrosis by exposing the stained muscles to light prove the applicability of the protein theory of excitation advanced by Nasonov and Aleksandrov (*Reaktsiya Zhivogo Veshchestva na Vneshnie Vozdeistviya*, *Izdatel. Akad. Nauk S.S.S.R.* 1940) on the photodynamic effect of stains. The mechanism of photodynamic activity on the muscular bands is directly assocd. with the photosensitive oxidation of sulfhydryl groups of myosin and other protein of the muscles. The photodynamic activity of eosin, in contrast to that of methylene blue, is characterized by a two-phase change in stimulation and causes a much more severe injury to the muscle bands. 40 references. J. S. Ioffe

LOZINA-LOZINSKY, L. K.

L. K. Lozina-Lozinsky: "The causes of selectiveness in the phenomena of eviposition in butterflies." (p.369)

SO: Journal of General Biology Vol. 7, No. 5, 1944

LOZINA-LOZINSKIY, L. K.

Natural Sci. Inst. im. P. F. Lesgaft, A ad. Pedagogical Sci. (Mbr., Lab. Physiological Zoology, -1948. Mbr., -c1951-).

"Action of Salts on the Cold Resistance of Infusoria and Reasons for Mortality Caused by Cold,"

SO: Zhur. Obshch. Biol. 9, No. 6, 1948;

"Reactions of Paramecia Toward Some Organic Compounds Which Had Been Exposed to the Action of Ultrasonic Waves and Ultraviolet Light."

SO: Dok. AN, 76, No. 2, 1951.

LOZINA-LOZINSKIY, L. and Khenokh, M.

"The Biological Action of High-Molecular Compounds Irradiated by Radium," Izv. Yestyestv.-nauchn. in-ta im. P.F.Lesgafta; 24, pp 23-29, 1951

CA

Reaction of paramecia to some organic compounds subjected to action of ultrasound and ultraviolet light. I. K. Logina-Lozinskii and M. A. Khenokh. *Doklady Akad. Nauk S.S.S.R.* 70, 317-20(1951).—Aq. solns. of maltose, glucose, galactose, fructose, starch, sorbitol, agar, tannin, and glycine were subjected either to ultrasound (425 kilocycles) or ultraviolet light and paramecia specimens were then introduced. The results were lethal, in some cases instantaneously, although this could not be attributed solely to higher acidity of the solns. The effect produced by the carbohydrate solns. was felt even at a distance (discrete drops under cover glass in chambered slide). Starch gave no such effect until its pre-exposure to ultrasound was 10 hrs.; sorbitol was similar, while agar required 23-hrs. exposure. Sorbitol, maltose, and fructose develop this faculty best in light, and tannin in the dark. The results are caused by volatile decompn. products, among which is CH_2O, as well as HCO_2H (in agar and tannin CO is a possible product).

G. M. Kosolapoff

Natural Sci Inst. im P. F. Lesgaft, Acad Pedagogical Sci

LOZINA-LOZINSKIY, L.K.

(2)

Butterfly's wing as a receptor of infra-red radiation. L. K. Lozina-Lozinski (*C. R. Acad. Sci. U.R.S.S.*, 1953, 93, 369—372).—The butterflies *Vanessa io* and *Pieris brassicæ* respond by flapping their wings to illumination of the whole insect or the wings only, but not to illumination of the head and trunk if the wings are shaded. A $CuSO_4$ filter cutting out the i.r. but little of the visible light abolishes the response. Decapitated butterflies respond similarly, but with more regularity. It is suggested that the receptors for the reflex depend on the heating effect of the radiation.

G. S. BRINDLEY.

LOZINA - LOZINSKIY, L.K.

AKUMUSHKIN, I.I.; BARANOVA, Z.I.; BRODSKIY, K.A.; VIRKETIS, M.A.; VOLODCHENKO, N.I.; GALKIN, Yu.I.,; GUR'YANOVA, Ye.F.; DOGEL' V.A.; D'YAKONOV, A.M.; ZEVINA, G.B.; IVANOV, A.V.; KIR'YANOVA, Ye.S.; KOBYAKOVA, Z.I.; KOLTUN, V.M.; KONZHUKOVA, Ye.D.; KOROTKEVICH, V.S.; KLYUGE, G.A.; LOZINA-LOZINSKIY, L.K.: LOMAKINA, N.B.; NAUMOV, D.V.; PERGAMENT, T.S.; RESHETNYAK, V.V.; SAVEL'YEVA, T.S.; SKARLATO, O.A.; SOKOLOV, I.I.; STRELKOV, A.A.; TARASOV, N.I.; USHAKOV, P.V.; SHCHEDRINA, Z.G. YAKOVLEVA, A.M.; USHAKOV, P.V., obshchiy rukovoditel'; PAVLOVSKIY, Ye.N., akademik, redaktor; STRELKOV, A.A. redaktor; BRODSKIY, K.A., redaktor; ARONS, R.A., tekhnicheskiy redaktor.

[Atlas of invertebrates of the Far East seas of the U.S.S.R.] Atlas bespozvonochnykh dal'nevostochnykh morei SSSR. Moskva, Izd-vo Akad.nauk SSSR, 1955. 240 p., 66 plates. (MLRA 8:10)

1. Akademiya nauk SSSR. Zoologicheskiy institut.
(Soviet Far East--Invertebrates)

LOZIN-LOZINSKIY, L.K., doktor biologicheskikh nauk, redaktor; OVCHINNIKOV, N.N., redaktor; YELAGIN, V.D., redaktor; TYSHKEVICH, Z.V., tekhnicheskiy redaktor

[The invertebrates; structure in relation to environment and their importance to man; teachers's manual] Bezpozvonochnye zhivotnye; stroenie v sviazi s usloviiami zhizni i znachenie ikh dlia cheloveka. Posobie dlia uchitelia. Pod red. L.K.Lozina-Lozinskogo. Moskva, 1955. 404 p. (MIRA 9:12)

1. Akademiya pedagogicheskikh nauk RSFSR, Moscow. Yestestvenno-nauchnyy institut.
(Invertebrates)

LOZINA-LOZINSKIY, L.K.

Adaptability of animal organisms to environment and the limits of life. Trudy Sekt. astrobot. AN Kazakh.SSR 3:21-31 '55. (MLRA 9:12)

(Mars (Planet)) (Adaptation)

KRISHTOFOVICH, A.N. [deceased]; L'VOV, V.Ye.; MARKOV, A.V., professor; KOROLEV, A.V.; GOLOSNITSKIY, L.P.; OGORODNIKOV, K.F., professor; EYGENSON, M.S., professor; LOZIN-LOZINSKIY, L.K., professor; VOROB'YEV, A.G., professor; KOZLOVA, K.I.; KAZENNOV, B.A.; SUSLOV, A.K.; GEL'FREYKH, G.B.; VASIL'YEV, O.B.; VICHKOV, B.L., professor; SYROMYATNIKOV; KUTYREVA, A.P.; KATTERFEL'D, G.N.; SYTINSKAYA, N.N.; SHARONOV, V.V.; SUVOROV, N.I.; KUCHEROV, N.I.; TIKHOV, G.A.; GORSHKOV, P.M.

Addresses by A.N.Krishtofovich and others. Trudy Sekt.astrobot.AN Kazakh.SSR 4:68-157 '55. (MLRA 9:12)

(Mars (Planet))

GETSOVA, A.B., LOZINA-LOZINSKIY, L.K.

Role of insect behavior in the process of adaptation to plant food. Zool.zhur. 34 no.5:1066-1079 S-O '55. (MLRA 9:1)

1.Yestestvenno-nauchnyy institut imeni P.F.Lesgafta.
(Phytophaga)

LOZINA-LOZINSKIY, Lev Konstantinovich; NATAROVA, N.V., redaktor; RAKOVITSKIY, I.G., tekhnicheskiy redaktor

[The organism and its environment; a teacher's manual] Organizm i usloviia zhizni; v pomoshch' uchiteliu. Leningrad, Gos. uchebno-pedagog. izd-vo Ministerstva prosveshcheniia RSFSR, Leningradskoe otd-nie, 1956. 159 p. (MLRA 9:11)

(Ecology)

USSR/General and Specialized Zoology - Insects. P.

Abs Jour : Ref Zhur - Biol., No 8, 1958, 35188

Author : Getsova, A.B., Lozina-Lozinskiy, L.K.

Inst : The P.F. Lesgaft Institute of Natural Sciences.

Title : To the Problem of Conditioned Reflexes in Insects and Methods of Their Study.

Orig Pub : Izv. Estestv.-nauchn. in-ta im. P.F. Lesgafta, 1957, 192-198.

Abstract : In the production of conditioned reflexes to colors in the domestic fly Musca domestica, the visits by the flies to a color stimulus (a circle of paper with or without food in the control circle) were automatically registered: sitting on the circle the fly colsed an electric chain of special design connected with a kymograph. The domestic fly distinguished colors by spectral composition,

Card 1/2

USSR/General and Specialized Zoology - Insects. P.

Abs Jour : Ref Zhur - Biol., No 8, 1958, 35188

not by brightness. The adult flies developed a conditioned reflex to red, yellow and blue colors; for this they needed not less than eight combinations of food with a given color on the painted circles. An experiment in producing conditioned reflexes to grey color of various brightnesses did not bring any positive results. The domestic flies possed a more distinct inherited positive reaction to green than to other colors, and did not develop a conditioned reflex to it. The conditioned reflex lasted only 3-4 days; it was restored in 2 days (after 4 combinations of color with food).

Card 2/2

LOZINA-LOZINSKIY L. K.

LOZINA-LOSINSKIY, L. K. (Leningrad)

"On the Increased Resistance of Paramecium Caudatum to Repeated Irradiations by Ultra-Violet Light"

Soviet paper presented at the 15th Intl. Congress of Zoology, London, 16-23 Jul 58

LOZINA-LOZINSKIY, L.K.

Genus Colossendeis (Pantopoda) in the northern part of the Pacific Ocean [with summary in English]. Biul. MOIP. otd. biol. 63 no.1:23-33 Ja-F '58. (MIRA 11:5)

(PACIFIC OCEAN--PYCNOGONIDA)

LOZINA-LOZINSKIY, L.K.

SOV/66-59-4-19/20

AUTHOR: None Given

TITLE: All-Union Scientific Technical Convention on Refrigeration Engineering

PERIODICAL: Kholodil'naya tekhnika, 1959, Nr 4, pp 61-65 (USSR)

ABSTRACT: Under the auspices of the Leningradskiy tekhnologicheskiy institut kholodil'noy promyshlennosti (Leningrad Technological Institute of Refrigeration Industry), of the Vsesoyuznyy nauchno-issledovatel'skiy institut kholodil'noy promyshlennosti im. Mikoyana (All-Union Scientific Research Institute of Refrigeration Industry im. Mikoyan) and of the Vsesoyuznaya sektsiya kholodil'shchikov (All-Union Section of Refrigeration Workers), a convention was held in Leningrad from the 6 through 9 August, 1959, which was attended by 534 people. Below are given the names of the principal lecturers, the names of the institutions they represent and the titles of their lectures: V.Ya. Kokorev (Ministry of Trade of the RSFSR) "Tasks of Development and of Application of Refrigeration in the National Economy of the USSR"; T.V. Gogolina, Engineer (Central Designing Bureau of Refrigeration Machine Building) "Fields of Application of Refrigeration Equipment in Industry"; V.P. Irzhevskiy, Engineer (Odessa Designing Institute of Complex Automation) "Production

Card 1/4

Processes in the Food Industry) "Orientation and Designing of Automatic Systems in Refrigeration Installations"; B.L. Tsyrlin, Engineer (VNIKhI) "Investigation of the Work of Compressors of the Piston Block-Crankcase Type"; V.B. Yakobson, Candidate of Technical Sciences (VNIKhI) "Investigation of Small Freon Compressors With Built-in Electric Motors"; D.M. Ioffe, Candidate of Technical Sciences (VNIKhI) "Analysis and Investigation of Heat-Exchanging Machinery with a Ribbed Heat Transmitting Surface"; L.M. Rozenfel'd, Professor and Doctor of Technical Sciences (Leningrad Technological Institute of Refrigeration Industry) "The Problem of Complete Utilization of Refrigeration Machines"; V.S. Martynovskiy, Professor and Doctor of Technical Sciences and B.B. Parulekar, Professor (Odessa Technological Institute of Food and Refrigeration Industries) "Thermal Air Separation at the Cold End of the Vortex Tube"; I.P. Usyukin, Professor and Doctor of Technical Sciences (Moscow Institute of Chemical Machine Building) "Results of the Two Years Working Period of the Installation BR-1 and the Prospects of Producing Technological Oxygen"; A.I. Moros, Candidate of Technical Sciences and B.V. Denishchuk, Engineer (VNII of Oxygen Machine Building); K.I. Strakhovich, Professor and G.R. Ozhigov, Candidate of Technical Sciences (Leningrad Technological Institute of Re-

Card 2/4

frigeration Industry) "Theoretical Investigation of Expansion of Moist Vapor of the Air Turbo-Pressure-Reducer"; A.A. Gorelin, Candidate of Technical Sciences (VNIKhI) "Ways of Developing Air Conditioning Engineering in the USSR"; A.L. Satanovskiy, Engineer (Institute of Thermal Power Engineering of the AS USSR) "Air-Water-Evaporation Cooling and Air Conditioning on the Cranes in Hot Workshops"; L.K. Lozina-Lozinskiy, Professor and Doctor of Biological Sciences (Institute of Cytology of the AS USSR) "The Latest in the Doctrine Pertaining to the Influence of Low Temperatures on Organisms"; N.A. Golovkin, Professor and Doctor of Technical Sciences (Leningrad Technological Institute of Refrigeration Industry) "Mechano-Chemistry of the Muscular Tissue Under Refrigeration Processes of Food Products of Animal Origin"; D.O. Prutov, Candidate of Technical Sciences and P.A. Alekseyev, Candidate of Technical Sciences (VNIKhI) "Conditions of Storage and Weight Losses of Frozen Meat in a Cold Room with Jacket Heat Protection"; A.P. Sheffer, Candidate of

Card 3/4

Technical Sciences and A.G. Saatchan (All-Union Scientific Research Institute of Meat Industry) "Single-Stage Freezing of Meat"; A.P. Chesnokov, Gortsev (Astrakhan' Technical Institute of Fish Industry) "Proteolysis of Sprats and the Influence of Temperature on the Terms of Ripening and Storage of Sprat Preserves".

Card 4/4

LINDBERG, G.U.; SHCHEDRINA, Z.G.; DOGEL', V.A.; RESHETNYAK, V.V.; STRELKOV, A.A.; KOLTUN, V.M.; NAUMOV, D.V.; IVANOV, A.V.; BYKHOVSKIY, B.Ye. ZHUKOV, Ye.V.; PERGAMENT, T.S.; KOROTKEVICH, V.S.; USHAKOV, P.V.; KLYUGE, G.A.; ANDROSOVA, Ye.I.; GOSTILOVSKAYA, M.G.; BRODSKIY, K.A.; GUSEV, A.V.; TARASOV, N.I.; GUR'YANOVA, Ye.F.; VAGIN, V.L.; LOMAKINA, N.B.; BULYCHEVA, A.I.; KOBYAKOVA, Z.I.; LOZINO-LOZINSKIY, L.K.; YAKOVLEVA, A.M.; GALKIN, Yu.I.; SKARLATO, O.A.; AKIMUSHKIN, I.I.; D'YAKONOV, A.M.; BARANOVA, Z.I.; SAVEL'YEVA, T.S.; SKALKIN, V.A.

List of the fauna of marine waters of southern Sakhalin and southern Kuriles. Issl.dal'nevost.mor.SSSR no.6:173-256 '59. (MIRA 13:3)

1. Zoologicheskiy institut AN SSSR.
(Sakhalin--Marine fauna)
(Kurile Islands--Marine fauna)

POLYANSKIY, Yu.I., otv.red.; LOZINA-LOZINSKIY, L.K., zamestitel' otv. red.; VOROB'YEV, V.I., red.; ZHIRMUNSKIY, A.V., red.; KUSAKINA, A.A., red.; RUMYANTSEV, P.P., red.; SHAPIRO, Ye.A., red.; SERGEYEVA, G.I., red.izd-va; BLEYKH, E.Yu., tekhn.red.

[Problems of cytology and protistology; collection of articles] Voprosy tsitologii i protistologii; sbornik rabot. Moskva, 1960. 316 p. (MIRA 13:2)

1. Akademiya nauk SSSR. Institut tsitologii. 2. Laboratoriya kletochnykh adaptatsii Instituta tsitologii AN SSSR (for Lozina-Lozinskiy, Rumyantsev). 3. Latoratoriya fiziologii kletki Instituta tsitologii AN SSSR (for Vorob'yev, Shapiro). 4. Laboratoriya sravnitel'noy tsitologii Instituta tsitologii AN SSSR (for Zhirmunskiy, Kusakina).

(CELLS)

POLYANSKIY, Yu.I., otv.red.; ALEKSANDROV, V.Ya., red.; GINETSINSKIY, A.G., red.; ZHUKOV, Ye.K., red.; ZHIRMUNSKIY, A.V., red.; KARASIK, V.M., red.; KIRO, M.B., red.; LOZINA-LOZINSKIY, L.K., red.; NIKOL'SKIY, N.N., red.; PARIBOK, V.P., red.; ROMANOV, S.N., red.; SVETLOV, P.G., red.; SOKOLOV, I.I., red.; TROSHIN, A.S., red.; USHAKOV, B.P., red.; SHERSTOBITOV, O.Ye., red.izd-va; PEVZNER, R.S., tekhn.red.

[Problems in cytology and general physiology] Voprosy tsitologii i obshchei fiziologii. Moskva, Izd-vo Akad.nauk SSSR, 1960. 398 p. (MIRA 14:1)

1. Akademiya nauk SSSR. Institut tsitologii. 2. Institut evolyutsionnoy fiziologii im. I.M.Sechenova AN SSSR, Leningrad (for Ginetsinskiy). 3. Fiziologicheskiy institut im. A.A.Ukhtomskogo pri Leningradskom universitete im. A.A.Zhdanova (for Zhukov). 4. Institut eksperimental'noy meditsiny Akademii meditsinskikh nauk SSSR, Leningrad (for Karasik). 5. Institut tsitologii AN SSSR, Leningrad (for Kiro, Paribok, Sokolov). 6. Institut fiziologii im. I.P.Pavlova AN SSSR, Leningrad (for Romanov). 7. Laboratoriya embriologii Instituta eksperimental'noy meditsiny AMN SSSR, Leningrad (for Svetlov). 8. Laboratoriya fiziologii kletki Instituta tsitologii AN SSSR, Leningrad (for Troshin). 9. Laboratoriya sravnitel'noy tsitologii Instituta tsitologii AN SSSR, Leningrad (for Ushakov).
(CYTOLOGY) (PHYSIOLOGY)

ALEKSANDROV, S.N.; GALKOVSKAYA, K.F.; LOZINA-LOZINSKIY, L.K.

Heat resistance of the isolated tissues and body of lake frogs found in hot spring waters at Zheleznovodsk. TSitologiia 2 no.4:442-447 Jl-Ag '60. (MIRA 13:9)

1. Otdel otdalennoy luchevoy patologii TSentral'nogo nauchno-issledovatel'skogo instituta meditsinskoy radiologii i Laboratoriya kletochnykh adaptatsiy Instituta tsitologii AN SSSR, Leningrad.
(HEAT--PHYSIOLOGICAL EFFECT) (TISSUES)

LOZINA-LOSINSKIY L. K., and ZAAR E. I.

"Metabolism and immobilisation of Euglena gracilis Klebs in respect to the type of nutrition and light intensity."

Report presented at the 13th Annual meeting and 1st International Conference of Society of Protozoologists, Prague, 22-31 Aug 61

LOZINA-LOZINSKIY, L.K.; ZAAR, E.I.

Obtaining colorless cells of Euglena gracilis by brief exposures to high and low temperatures. TSitologiia 3 no. 1:103-105 Ja-F '61. (MIRA 14:2)

1. Laboratoriya kletochnykh adaptatsiy Instituta tsitologii AN SSSR, Leningrad.

(TEMPERATURE—PHYSIOLOGICAL EFFECT)
(CHLOROPHYLL) (FLAGELLATA)

LOZINA-LOZINSKIY, L.K.

Resistance to various external agents of Paramecium adapted to life in a hot radioactive spring. TSitologiia 3 no. 2:154-166 Mr-Ap '61. (MIRA 14:4)

1. Laboratoriya kletochnykh adaptatsiy Instituta tsitologii AN SSSR, Leningrad.

(PARAMECIUM)

ZAAR, E.I.; LOZINA-LOZINSKIY, L.K.

Laboratory equipment from organic glass for cytophysiological investigations. TSitologiia 3 no.3:359-361 My-Je '61. (MIRA 14:6)

1. Laboratoriya kletochnykh adaptatsiy Instituta tsitologii AN SSSR, Leningrad.

(BIOLOGICAL APPARATUS AND SUPPLIES)
(GLASS SUBSTITUTES)

LOZINA-LOZINSKIY, L. K.

"Some Problems and Tasks of Space Biology Associated with Study of the Cell." pp. 45

Institute of Cytology AS USSR Laboratory of Space Biology

I[illegible] [illegible]omaya Konferentsiya Instituta Tsitologii AN SSSR. Tezisy Dokladov ([illegible] [illegible] Scientific Conference of the Institute of Cytology of the Academy o[illegible] [illegible]ences USSR, Abstracts of Reports), Leningrad, 1962 88 pp.

J[illegible]R 20,634

ARISTOVSKAYA, T.V.; VLADIMIRSKAYA, M.Ye.; GOLLERBAKH, M.M.; KATANSKAYA, F.A.; KASHKIN, P.N.; KLUPT, S.Ye.; LOZINA-LOZINSKIY, L.K.; NORKINA, S.P.; RUMYANTSEVA, V.M.; SELIBER, G.L., prof. [deceased]; SKALON, I.S.; SKORODUMOVA, A.M.; KHETAGUROVA, F.V.; CHASTUKHIN, V.Ya.; PARSADANOVA, K.G., red.; GARINA, T.D., tekhn. red.

[Comprehensive laboratory manual on microbiology] Bol'shoi praktikum po mikrobiologii. [By] T.V.Aristovskaia i dr. Pod obshchei red. G.L.Selibera. Moskva, Vysshaia shkola, 1962. 490 p. (MIRA 16:3)

(MICROBIOLOGY--LABORATORY MANUALS)

S/865/62/002/000/004/042
D405/D301

AUTHOR: Lozina-Lozinskiy, L.K.

TITLE: Cytology research and space biology

SOURCE: Problemy kosmicheskoy biologii. v. 2. Ed. by N. Sisakyan and V. Yazdovskiy. Moscow, Izd-vo AN SSSR, 1962, 40-46.

TEXT: Cytological problems related to the possible existence of life on other planets are considered. The results are given of studies on the adaptation of cells and organisms to extremal environmental conditions at different levels of the animal and plant world. The capability of adaptation to the following main environmental factors was investigated: low and very low temperatures, ultraviolet and ionizing radiation, low pressure and oxygen deficiency. As an example of cell adaptation and resistance to unusual environmental factors can serve the following new results, obtained in the laboratories under the direction of the author. Investigations with yeast organisms (Endomyces magnusii) showed that

Card 1/3

the resistance to deep cooling in liquid oxygen does not depend so much on the cooling method as on the stage of development of the culture and its morphological and physiological characteristic; oidial cells were found to be more resistant than mycelial cells. In the author's view (which is in agreement with that of other investigators), resistance to cold is related to physiological and physiochemical processes as a result of which the amount of bound water in the tissues increases as well as the salt concentration, whereas the activity of ferments decreases. Experiments with mammals (mice and squirrels (Citellus pygmeaus)) showed that their limits of resistance and adaptation vary from species to species, depending on the environment. Experiments with insects showed that the species which live at higher altitudes are more resistant to low atmospheric pressure than those at lower altitudes. In the field of radiation cytology, the resistance and adaptation to ultraviolet light (of wavelength 220 to 290 mμ) was studied, as well as radiation damage repair and cell protection against ultraviolet damage. It was found that not only blue and violet radiation of the visible spectrum can repair the damage, but also green, yellow

and even red radiation of high intensity (300-400 thousand of lux), or if the cells are weakly damaged; this is in marked contrast to conventional ideas about ultra-violet radiation damage protection. In conclusion, cell resistance and adaptation should be studied on organisms which differ greatly ecologically; it is necessary to compare the cell resistance of organisms which are adapted to life under high mountain, polar and desert conditions.

LOZINA-LOZINSKIY, L.K., doktor biologicheskikh nauk, prof.

Model of life in the universe. Nauka i zhizn' 29 no.6:72-73 Je '62. (MIRA 15:10)

1. Institut tsitologii AN SSSR, Leningrad.
(Space biology)

LOZINA-LOZINSKIY, L.K.

Anabiosis and viability of insects under deep freezing (ca. -190°C.). Vop. ekol. 7:98-100 '62. (MIRA 16:5)

1. Institut tsitologii AN SSSR, Leningrad.
(Cryptobiosis) (Insects)

S/020/62/147/005/031/032
B144/B186

AUTHOR: Lozina-Lozinskiy, L. K.

TITLE: Tolerance of insects against extremely low temperatures

PERIODICAL: Akademiya nauk SSSR. Doklady, v. 147, no. 5, 1962, 1247-1249

TEXT: The cold adaptation of corn borer larvae was investigated in various stages of the diapause by subjecting the larvae to temperatures from -30 to -196°C for 30-120 min with and without preliminary habituation to temperatures of ~0°C, and by keeping them afterwards at 0 or 22°C. Optimum survival (40% pupations, 30% butterflies) was obtained after habituation to ~0°C for 3-4 weeks and cooling to -78°C, when the larvae were kept subsequently for 1 month at 0°C. Immobility after thawing may not be considered as a sign of death, since vital functions can be restored by electric stimulation and mobility can set in again after 1-2 days. Thus a predominant factor in the hypothermia of insects is the cold adaptation which is determined by the phylogenetic cold acclimation, by the seasonal change in resistance to cold and by the habituation to environmental factors at the beginning of hibernation. Cooling to -50°C entailed a far higher

Card 1/2

death rate than that to -78 or even -196°C. This is attributed to particularities of H_2O crystallization in the tissues. The rate of warming-up was irrelevant. Vitrification was not observed. The reasons for the good endurance of insects remains to be cleared up. The tests prove the adaptability of higher organisms to extreme conditions such as have not prevailed either during their evolution or since their existence on the earth. There are 3 tables.

ASSOCIATION: Institut tsitologii Akademii nauk SSSR (Institute of Cytology of the Academy of Sciences USSR)

PRESENTED: May 3, 1962, by Ye. N. Pavlovskiy, Academician

SUBMITTED: April 26, 1962

LOZINA-LOZINSKIY, L. K.

"Factors increasing cold resistance in insects."

UNESCO - International Symposium on the Role of Cell Reactions in Adaptations of Metazoa to Environmental Temperature.

Leningrad, USSR, 31 May - 5 June 1963

LOZINA-LOZINSKIY, L.K.

Reaction of insects to extremely low temperatures. Sbor. rab. Inst. tsit. no.4:34-53 '63 (MIRA 17:3)

LOZINA-LOZINSKIY, L.K. ; ZAAR, E.I.

Photoreactivation of Paramecium caudatum in the long-wave region of the visible light spectrum. Sbor. rab. Inst. tsit. no.4:156-168 '63 (MIRA 17:3)

LOZINA-LOZINSKIY, L.K.;ZAAR, E.I.

Metaboly and immobilization of the cells of Euglena gracilis Klebs in relation ot the type of nutrition and illumination. TSitologiia 5 no.3:263-272 My-Je '63. (MIRA 17:5)

1. Laboratoriya kosmicheskoy biologii Instituta tsitologii AN SSSR, Leningrad.

ZAAR, E.I.; LOZINA-LOZINSKIY, L.K.

Multiple-hole microaquariums for cytophysiological and algological research. Bot.zhur. 49 no.10:1455-1457 O '64.

(MIRA 18:1)

1. Institut tsitologii AN SSSR, Leningrad.

LOZINA-LOZINSKIY, L.K.

Pantopoda according to materials of expeditions on the icebreaker "F. Litke" in 1955 and the diesel-electric ship "Ob'" in 1956. Trudy AANII 259:330-339 '64.

(MIRA 17:12)

LOZINA-LOZINSKIY, L. K.

"Survival of some organisms and cells of intracellular ice formation."

report to be read at Conf on Cryobiology in Rye, New York, 9-11 Oct 64.

Inst of Cytology, AS USSR, Leningrad.

BORISOV, A.A.; VERNOLAYEV, M.I.; KATTERFEL'D, G.N.; KOZLOV, V.V.; KOZYREV, N.A.; LOZINA-LOZINSKIY, L.K.; LYUBARSKIY, K.A.; SUSLOV, A.K.; FROLOV, P.M.; KHODAK, M.A.

Nikolai Ivanovich Kucherov, 1891-1965; obituary. Izv. Vses. geog. ob-va 97 no.4:388-390 Jl-Ag '65. (MIRA 18:8)

[illegible]-[illegible]SKIY, I.K.; [illegible], P.S.

New method for cytologic study of cell fractions. Izv.Akad.Nauk SSSR ser.biol.[illegible]:774-776 N-D '61. (MIRA 18:3)

1. Laboratoriya kosmicheskoy biologii Instituta biologii AN SSSR, Leningrad.

LOZINA-LOZINSKIY, L.K.

Pantopoda from the Far Eastern seas of the U.S.S.R. Issl.dal'nevost. mor.SSSR no.7:47-117 '61. (MIRA 14:5)
(Pacific Ocean—Pycnogonida)

LOZINOV, A. B.

"On the Optimum Amount of Oxygen Needed for Young Sturgeons." Thesis of degree of Cand. Biological Sci. Sub 24 Nov. 50, Moscow Order of Lenin State U imeni M. V. Lomonosov.

Summary 71, 4 Sep 52, Dissertations Presented for Degrees in Science and Engineering in Moscow in 1950. From Vechernyaya Moskva, Jan-Dec. 1950.

LOZINOV, A. B.

Chemical Abst.
Vol. 48 No. 9
May 10, 1954
Biological Chemistry

Influence of carbon dioxide on respiration and size of young sturgeons. A. B. Lozinov (M. V. Lomonosov State Univ., Moscow). *Zoöl. Zhur.* 32, 105–11(1953).—Concns. of CO_2 (I) of 40–60 mg./l. H_2O did not increase the sensitivity of young sturgeons to O_2 (II) deficiency. Increasing the concn. of I to 40–60 mg./l. for 1.5–2 days and changing the pH from 8.0 to 6.8 causes little change in II threshold and crit. concn. of II. Either I has little influence on the capacity of sturgeon blood to bind II, or in II deficiency the defect is a slower rate of diffusion of II into the blood and tissues. I possesses cumulative action. Some sturgeons will stand 17 mg. I/l. H_2O for 10 days, others only 11 mg.

Charles H. Hill