

MIGACE, W.

MIGACE, W. Pictorial map of the Schlesien area. p. 391

vol. 27, no. 4, 1956  
GEOGRAFISKA ANSTALTEN  
GEOGRAPHY & COSMOGRAPHY  
Wroclaw, Poland

See: East European Accessions, vol. 7, no. 3, March 1957

MIGACZ, W.

MIGACZ, W. Cartography in Czechoslovakia. p. 177

Vol. 27, no. 2, 1956  
CZASOPISMO, GEOGRAFICZNE  
GEOGRAPHY & GEOLOGY  
Wroclaw, Poland

SO: East European Accession, vol, 6, no. 3, March 1957

MIGACZ, W.

The Swiss manner in map making p. 47.  
Vol. 27, no. 1, 1956 Wroclaw  
WILSON JOURNAL OF MAPS

SOURCE: East European Accession List (EEAL) Library of Congress  
Vol. 5, no. 8, August 1956

MIGACZ, T.

Electric traffic safety installations with mechanical sliding attachments.  
Pt. 1. P. 294.

PRZEGLAD KOLEJOWY ELEKTROTECHNICZNY. (Wydawnictwa Komunikacyjne) Warszawa,  
Poland, Vol. 11, no. 10, Oct. 1959.

Monthly list of East European Accessions (EEAI) LC, Vol. 9, no. 1, Jan. 1960.

Uncl.

ZINOV'YEV, B.S.; MIKHEVA, Ye.Ye.; STRELIN, D.F.

Volume, principles of the separation of zones and their correlation.  
Sov. geol. 8 no.9:11-17 My '65. (MIRA 12:7)

1. Khar'kovskiy gosudarstvennyy universitet i UkrVNIIGaz.

KALENICHENKO, T.D. [Kalonychenko, T.D.]; KRUGLOV, S.S. [Krublov, S.S.];  
MIGACHEVA, Ye.Ye. [Mihachova, IE.IU.]

Stratigraphy of Middle Jurassic sediments in Soviet Transcarpathia.  
Dop. AN URSR no.9:1193-1196 '65. (MIRA 18:0)

1. Ukrainskiy nauchno-issledovatel'skiy gornorudnyy institut i  
Khar'kovskiy gosudarstvennyy universitet.

ILLEGIBLE

MAKRIDIN, V.P.; MIGACHEVA, Ye.Ye.; STERLIN, B.P.

Controversial questions in the stratigraphy of the Jurassic and lower Cretaceous of the northwest Donets Basin and Dnieper-Donets Lowland. Trudy VNIGNI no.29:108-117 '61. (MIRA 14:7)  
(Donets Basin--Geology, Stratigraphic)  
(Dnieper-Donets Lowland--Geology, Stratigraphic)



LITVIN, I. I.; MIGACHEVA, Ye. Ye.

Recent finds of lower Cretaceous plants in the Dnieper-  
Donets Lowland. Dokl. AN SSSR 133 no. 6: 1416-1417  
Ag '60. (MIRA 13:8)

1. Khar'kovskiy gosudarstvennyy universitet im. A. M.  
Gor'kogo. Predstavleno akad. D. V. Nalivkinym.  
(Dnieper Valley--Paleobotany, Stratigraphic)  
(Donets Basin--Paleobotany, Stratigraphic)

MIGACHEVA, Ye.Ye.; STERLIN, B.P.

Facies and paleogeography of Triassic sediments of the Donets  
folded system and the Dnieper-Donets graben. Trudy YGU 50:93-103 '59.  
(MIRA 13:12)

(Dnieper-Donets Lowland--Sediments (Geology))

MIGACHEVA, Ye.Ye.

Materials on the paleogeography of sediments of the Kyafar and Kar-  
donikskiy stages in the northwestern Caucasus. Trudy VGU 50:69-76  
'59. (MIRA 13:12)

(Caucasus, Northern--Sediments (Geology))

On the Problem as to the Boundary Between the Upper and Lower Jurassic. PA - 3170

(With 1 illustration, 9 bibliographic references)

ASSOCIATION State University of Voronezh.  
PRESENTED BY MALIVKIN D.V., Member of the Academy  
SUBMITTED 21.11.1955  
AVAILABLE Library of Congress  
Card 2/2

PA - 3170

AUTHOR MIGACHEVA, Ye.Ye.,  
 TITLE On the Problem as to the boundary between the Upper and Lower Jurassic.  
 (K vorprosu o granitse nizhney i sredney yury - Russian)  
 PERIODICAL Doklady Akademii Nauk SSSR, 1957, Vol 113, No 3, pp 653-656, (U.S.S.R.)  
 Received 6/1957 Reviewed 8/1957

ABSTRACT G.Ya. Krymgol'ts (D, 1942, 37, Nr 7-8) already previously suggested the Aalen stratum be divided into two strata, into an upper and into a lower Aalen stratum, in order to obtain a clear boundary between middle and lower Jurassic. The author of the present paper is of the same opinion. She investigated the lower and middle Jurassic deposits of the north-western Caucasus in the area between the Kuban and Urup rivers. The deposits of the Dumortiera levesquei and the Leioceras opalium zone ought to be included within one Kyafar stratum. The cross sections along the rivers B.Zelenchuk, Kyafar, Khussa-Kardonikskaya (Kuban basin) can serve as stratotype for these. The deposits of the Ludwigia murchisonae and Ludwigia concava zone are suggested to be included within the Kardonik stratum. The cross sections along the Kardonik river are the stratotype for these. The description of the four zones follows. Finally it is stated that on the boundary between the Kyafar and Kardonik age a change and a renovation of the ammonite fauna is observed. The analysis of the cephalopod fauna, lithological duration, and stratification conditions in the case of the deposits of the Kyafar and Kardonik stratum prove the independence of both strata and shows that the boundary between the lower and middle Jurassic can be established with the greatest accuracy along the foot of the Kardonik stratum.

Card 1/2

STERLIN, B.P.; MIGACHEVA, Ye.Ye.

Age of the oldest Jurassic deposits from the Dnieper-Donets graben.  
Dokl.AN SSSR 112 no.1:118-120 Ja '57. (MLRA 10:2)

1. Ukrainskoye otdeleniye Vsesoyuznogo nauchno-issledovatel'skogo neftyanogo geologo-razvedochnogo instituta. Predstavleno akademikom S.I.Mironovym.  
(Dnieper Valley--Geology, Stratigraphic)  
(Donets Basin--Geology, Stratigraphic)

MIGACHEVA, Ye.Ye.; STERLIN, B.P.

Stratigraphy of upper Permian and Triassic deposits in the Donets  
Basin and Dnieper-Donets Lowland. Trudy Len. ob-va est. 69 no.2:  
61-67 '57. (MIRA 11:2)

(Donets Basin--Geology, Stratigraphic)  
(Dnieper Lowland--Geology, Stratigraphic)  
(Rocks, Sedimentary)

ANASTAS'YEVA, O.M.; MIGACHEVA, Ye.Ye.

New data on the age and paleogeography of Mesozoic variegated deposits found in the southwestern part of the Russian Platform. Dokl. AN SSSR 110 no.4:623-626 0 '56. (MLRA 10:1)

1. L'vovskiy gosudarstvennyy universitet i Voronezhskiy gosudarstvennyy universitet. Predstavleno akademikom S.I. Mironovym. (Russian Platform--Geology, Stratigraphic)



*MIGACHEVA, Ye.*  
ANASTAS'YEVA, O.M.; MIGACHEVA, Ye.Ye.

Variegated Mesozoic deposits on the southwestern margin of the  
Russian Platform. Geol. sbor. [Lvov] no. 2/3: 248-253 '56. (MLRA 10:3)

1. L'vovskiy gosuniversitet imeni Ivana Franko (for Anastas'yeva)
2. Gosuniversitet, Voronezh (for Migacheva)  
(Russian Platform--Geology, Stratigraphic)

MIGACHEVA, Ye.Ye., STERLIN, B.P.

Discovery of Jurassic deposits on the southern border of the  
Donets Basin. Dokl. AN SSSR 105 no.1:158-159 N '55. (MLRA 9:3)

1. Ukrainskoye otdeleniye Vsesoyuznogo neftyanogo nauchno-issle-  
dovatel'skogo geologerazvedochnogo instituta. Predstavlene  
akademikom S.I. Mirenovym.  
(Donets Basin--Geology, Stratigraphic)

MIGACHEVA, YE. YE.

21 Jul 53

USSR/Geology - Paleogeography

"The Paleogeography of the Middle Sarmation in Moldavia," Ye. Ye. Migacheva and  
Bl P. Sterlin

DAN SSSR, Vol 91, No 3, pp 617-119

Present facts which define more accurately the character of the tectonic movements  
of the territory of Moldavia during the course of the Middle Sarmation and which  
can be used for solving problems of regional geology of Moldavia. Presented by  
Acad V. A. Obruchev 12 May 1953.

262137

MIGACHEVA, K.I., inzh.

Branch conference on coal preparation. Ugol' 39 no.8:  
74-75 Ag '64. (MIRA 17:10)

BAT'KOV, A.I.; MIGACHEVA, I.B., inzh.-khimik

Resist bleaching and coloring of staple fabrics. Tekst.prom.  
20 no.8:14-15 Ag '60. (MIRA 13:9)

1. Glavnyy inzhener fabriki Bol'shaya Ivanovskaya manufaktura.  
(Textile fabrics)  
(Dyes and dyeing)  
(Bleaching agents)

Migacheva, I.B.

USSR

Printing with diphenyl black dye. N. E. Fedorova and  
 I. B. Migacheva. *Tekstil. Prom.* 15, No. 3, 30-2 (1965).  
 Aniline (I) or its HCl can be used success-  
 fully in place of Aniline Black for printing cotton fabric,  
 with no degradation of the latter, in the presence of Leuco-  
 trope O (II). Thus the printing dye remains neutral or  
 weakly acid until passage through the developing bath  
 where II decomp., giving off HCl necessary for oxidation of  
 I. The following compn. of the printing paste is recom-  
 mended: To a smooth paste of I 60, (CH<sub>3</sub>OH), 40, and 30%  
 HOAc 120 g. is added a thickener 450, KClO<sub>3</sub> 50, H<sub>2</sub>O 100,  
 dry II 80, and H<sub>2</sub>O 100 g. After printing and drying, the  
 fabric is kept 1-2 min. at 98-100° in the oxidation-develop-  
 ing bath, washed with cold H<sub>2</sub>O, soap, and Na<sub>2</sub>CO<sub>3</sub>, and  
 then with hot and cold H<sub>2</sub>O. Elisabeth Barabush

CA

10

Some derivatives of 2-naphthol-4-sulfonic acid. II  
Sulfonation - S. V. Bogdanov and I. B. Migacheva. J  
Gen. Chem. U.S.S.R. 21, 1053-8 (1951) (Engl. translation).  
B. R.  
See C. I. 46, 5021h

CA

10

Some derivatives of 2-naphthol-4-sulfonic acid II  
 Sulfonation of 2-naphthol-4-sulfonic acid S. V. Boklanov  
 and I. B. Migacheva. *Zhur. Obshch. Khim.* (U. S. S. R. Gen. Chem.) 21, 1511 (1951); cf. C. I., 44, 10827. Sulfonation of  $2,4\text{-HO}_2\text{C}_8\text{H}_6\text{SO}_3\text{H}$  by 20% oleum (75 g. per 0.1 mole) 1 hr. at 3-18° yields 2-naphthol-4,8-disulfonic acid, isolated as the di-Na salt ( $2.5\text{H}_2\text{O}$ ), prisms (from aq. EtOH), giving a bluish fluorescence in aq. soln.; treatment with  $\text{HNO}_3$  gives no color, but  $\text{FeCl}_3$  gives an intense blue color. Diazo-*m*-nitrobenzene on coupling yields a red-orange dye, orange needles. Addn. of an aq. soln. of diazotized 2,4,8- $\text{H}_3\text{NC}_8\text{H}_4(\text{SO}_3\text{H})_3$  to hot 10%  $\text{H}_2\text{SO}_4$  yields a sulfonic acid that is identical with the above, thus proving the structure. Diazotization of 1,2,4,6- $\text{H}_4\text{N}(\text{HO})\text{C}_8\text{H}_4(\text{SO}_3\text{H})_2$  and pptn. of the diazo deriv. by means of  $\text{BaCl}_2$  from weakly acidified soln., followed by treatment of the ppt. with  $\text{SnCl}_2$  in alk. soln., and the removal of Ba and Sn ions, gave 2-naphthol-4,6-disulfonic acid, isolated as the di-Na salt trihydrate, thin prisms (from aq. EtOH), giving a bluish fluorescence in aq. soln., turning blue-violet with soda, dirty blue with  $\text{FeCl}_3$ ; diazo-*m*-nitrobenzene gives a sol. orange-red dye;  $\text{HNO}_3$  gives a yellow color, and the nitroso deriv. can be pptd. by  $\text{KCl}$  in the form of long needles.

G. M. Kosolapoff



CA

10

Sulfonation by salts of sulfurous acid. XIV. Scheme of "oxidative" sulfonation. S. V. Bogdanov and I. B. Mlyacheva (Ivanov Chem. Technol. Inst.), *Zhur. Obshch. Khim.* (J. Gen. Chem.) 20, 124-33 (1950); cf. C.A. 42, 138a; 44, 1081c. Among a group of oxidizing agents, including iodine,  $H_2O_2$ , K persulfate,  $AgNO_3$ ,  $FeCl_3$ , and  $CuSO_4$  used in conjunction with sulfite, only permanganate and 1,2-naphthoquinone-4-sulfonic acid facilitate formation of sulfonic acids from derivs. of 2-naphthol. The "oxidative" sulfonation is basically similar to ordinary sulfonation by derivs. of  $SO_3$ , and the transformation of  $SO_3$  ions to either  $SO_4$  or  $S_2O_4$  probably proceeds via complexes with metal ions; metal ions capable of taking up 2 electrons simultaneously or those taking up only 1 electron sep. the oxidants into 2 classes. Thus, 2-naphthol-4(or 6)-sulfonic acid with  $Na_2SO_3$  and  $KMnO_4$  (deficient amt.) gave 14.5-28% (on oxidized sulfite) HO sulfonates; the results with 7-sulfonic acid or 3,6-disulfonic acid were similar. Sulfite with iodine and  $H_2O_2$  at 50° in the presence of 2,7- $HOC_{10}H_6SO_3H$ , or with persulfate at 30-85° in the presence of 2-naphthol-4(or 7)-sulfonic acids does not lead to sulfonation products. The use of  $AgNO_3$  led to almost complete reduction of the Ag salt and almost no sulfonation, while  $Ag_2O$  gave 19% sulfonation;  $FeCl_3$  gave 23-39% sulfonation while  $CuSO_4$  gave 24-50%.

G. M. Kozloff

CA

10

Some derivatives of 2-naphthol-4-sulfonic acid. S. A. Bogdanov and I. B. Migacheva (Ivanov Chem-Technol. Inst.). *J. Gen. Chem. U.S.S.R.* 19, 1493 (1949) (Engl. translation). See C.I. 44, 1082. B. L. M.

1757

Some derivatives of 2-naphthol-4-sulfonic acid. S. V. Bogdanov and I. B. Migacheva. *Zhur. Obshch. Khim.* (J. Gen. Chem.) 19, 1490 (1949). Addn. of 830 ml. concd. aq. NaOH (12.8 moles) to 362.5 g. (78.6%  $\text{SnCl}_4$  in 11  $\text{H}_2\text{O}$ ) contg. 50 ml. concd. HCl at 3-14° over 1.5 hrs., followed by 2.50 g. 1-bromo-2-naphthol-4-sulfonic acid suspended in 250 ml.  $\text{H}_2\text{O}$  at 11-15° over 1.5 hrs., warming to 50°, acidification with HCl to weak acid reaction, filtration, and treatment with  $\text{H}_2\text{S}$  to remove residual Sn, gave a soln. of 2-naphthol-4-sulfonic acid in 80% yield; concn. and filtration of the NaCl gave the Na salt dihydrate, needles, sol. in  $\text{H}_2\text{O}$  and EtOH; slow cooling gives the monohydrate, also isolated by pptn. of the salt from EtOH by Et<sub>2</sub>O. This (61.5 g.) and 48.4 g.  $\text{NaNO}_2$  in 600 ml.  $\text{H}_2\text{O}$  at -3° treated with 76 ml. 1:1 HCl over 5 hrs. and stirred 10 hrs. gave 92% 1-nitroso-2-naphthol-4-sulfonic acid as the yellow-orange Na salt (I) (from  $\text{H}_2\text{O}$ ), which, treated with 2% NaOH at 100° and acidified, gave 1-nitroso-2,4-dihydroxynaphthalene, m. 180° (from EtOH). Addn. of 10 ml. 30% aq.  $\text{PhNH}_2$  to 2 g. I in 50 ml.  $\text{H}_2\text{O}$  and 2 hrs. standing gave 1.82 g. 1-anilino-1-nitroso-2-naphthol, m. 218° (from EtOH);  $p\text{-MeC}_6\text{H}_4\text{NH}_2$  gave the *p*-tolylamino analog, m. 197°. G. M. Kosolapoff

MIGACHEVA, G.F.

Studying dodders on the "Vasil'evskii" State Farm. Uch. zap.  
Biol.-pochv. fak. Kir. un. no.7:55-63 '58. (MIRA 15:10)  
(Kirghizistan--Dodder)

MIGACHEVA, A. B.

Bogdanov, S. V., & Migacheva, A. B. - "Sulphonation with salts of sulphurous acid.  
XIV. On the mechanism of oxidative sulphonation." (p. 124)

SO: Journal of General Chemistry, (Zhurnal Obshchei Khimii), 1950, Vol. 20, No. 1.

MIGACHEV, R.D., inzh.

Increase the reliability of equipment in mines. Mekh. i avtomatizatsiya.  
17 no.11: 8-40 N '63. (MIRA 17 4)

MIGACHEV, Rem Danilovich; MIRSKAYA, V.V., ved. red.

[Automation of mine haulage] Avtomatizatsiia na rud-  
nichnom transporte. Moskva, Nedra, 1965. 180 p.  
(MIRA 18:7)

AL'TSHULER, Z.Ye., inzh.; MIGACHEV, R.D., inzh.

Effectiveness of automation in mines. Mekh.i avtom.proizv.  
16 no.10:47-50 0 '62. (MIRA 15:11)  
(Mining engineering)  
(Automation)



L 45076-66

ACC NR: AP6014737

use of inexpensive and wear-resistant materials and new technological processes, and the introduction of more efficient organization in production. Photographs are given in the original article. Orig. art. has: 29 figures. [NT]

SUB CODE: 13/ SUBM DATE: none/

Card 2/2 blg

L 45076-66

ACC NR: AP6014737 (N) SOURCE CODE: UR/0229/65/000/011/0007/0014

AUTHOR: Sytov, N. P.; Migachev, I. N.; Frid, Ye. G.

12  
B

ORG: none

TITLE: Soviet <sup>14</sup>shipbuilding for ocean-going transport

SOURCE: Sudostroyeniye, no. 11, 1965, 7-14

TOPIC TAGS: shipbuilding engineering, cargo ship, merchant vessel data

ABSTRACT: The authors review the development of ocean-going transport ships in the USSR over the past forty years and give some details concerning the progress in transport shipbuilding. At present, the main body of ocean-going transport ships under construction consists of large-size, high-speed vessels. The building of a great number of tankers, timber carriers, and dry-cargo ships has been increased. The most important problems of the shipbuilding industry are the reduction of building costs, the decrease of the construction weight of ships, the

UDC: 629.12(09) (47)

Card 1/2

SYTOV, N.P.; MIGACHEV, I.N.; FRID, Ye.G.

Building of seagoing Russian transport vessels. Sudostroenie  
no. 11:7-14 N '65 (MIRA 19:1)

MIGACHEV, I.N., inzh.;

Heavy-tonnage tank vessel "Sofia". Sudostroenie 29 no.1:3-10 Ja '63.  
(MIRA 16:3)

(Tank vessels)

GUDIMOVICH, V.P., inzh.; MIGACHEV, I.N., inzh.

New dry cargo ships. Sudostroenie 28 no.7:1-13 JI 162.  
(MIRASO)

(Freighters) (Naval architecture)

MIGACHEV, I.,<sup>N</sup>inzh; ZAYTSEV, I.

Cargo motorboat "Fiazino" with dead weight of 3,100 tons. Mor.flot  
18 no.3:16-19 Mr '58. (MIRA 11:4)

1. TSentral'noye proyektno-konstruktorskoye byuro No.1 Ministerstva  
morskogo flota.  
(Fiazino (Ship))

MIGACHEV, I. <sup>N.</sup> inzhener

Joining ship structures by intermittent corner seam welding.  
Mor.flot 15 no. 8:23-24 Ag'55. (MLRA 8:10)  
(Ships--Welding)

I. 11/03-67 EWT(m)/EWP(j) RM  
~~Acc No:~~ AP7003659

SOURCE CODE: UR/0079/66/036/008/1447/1451

AUTHOR: Stepanov, B. I.; Migachev, G. I.

ORG: Moscow Chemico-technological Institute Im. D. I. Mendeleev (Moskovskiy khimiko-  
 tekhnologicheskii Institut)

TITLE: Chemical properties of phosphonitrilepyridinium salts

SOURCE: Zhurnal obshchey khimii, v. 36, no. 8, 1966, 1447-1451

TOPIC TAGS: pyridine, organic nitrile compound, organic phosphorus  
 compound

ABSTRACT: It is postulated that the nucleophilic substitution of chlorine in  
 phosphonitrile chloride in the presence of pyridine proceeds through a stage  
 of formation of phosphonitrilepyridinium salts. The role of pyridine, like  
 other tertiary amines, in nucleophilic reactions of phosphonitrile halides, is  
 reduced to intermediary nucleophilic catalysis, in which salts of the  
 phosphonitrile halides and tertiary amines act as the intermediate. It was  
 found that phosphonitrilepyridinium salts can act as pyridylating agents in  
 the production of gamma-substituted pyridines. The reaction of phosphonitrile-  
 pyridinium salts with dialkylamines was studied; 4-[p-dimethylaminophenyl]-  
 pyridine, 4-[p-diethylaminophenyl]-pyridine, 4-[p-methylethylaminophenyl]-  
 pyridine, and 4-[p-dibutylaminophenyl]pyridine were produced and characterized.  
 Orig. art. has: 1 table. [JPRS: 38,970]

SUB CODE: 07 / SUBM DATE: 01Jul65 / ORIG REF: 004 / OTH REF: 009

Card 1/1

UDC: 547.82 + 661.718.1  
 0926 0282



L 22852-66 EWT(m)/EWP(1)/T WW/RM  
ACC NR: AP6012216 SOURCE CODE: UR/0032/66/032/004/0416/0416

AUTHOR: Stepanov, B. I.; Migachev, G. I.

ORG: Moscow Institute of Chemical Technology im. D. I. Mendeleev (Moskovskiy khimiko-tekhnologicheskii institut)

TITLE: Determination of halogen in polyphosphonitrilic halides

SOURCE: Zavodskaya laboratoriya, v. 32, no. 4, 1966, 416

TOPIC TAGS: analytical chemistry, titrimetry, potentiometric titration, halogen determination, polyphosphonitrilic halide

ABSTRACT: Halogen content has been determined in trimers of phosphonitrilic chloride and bromide, in the tetramer of phosphonitrilic chloride, 1-bromo-2,4-dinitrobenzene, and 1-chloro-2,4,6-trinitrobenzene by a method simpler and more rapid than the previously used methods. The new method consisted in treating the sample with pyridine to form a pyridinium complex salt which is hydrolyzed by water to a pyridinium halide. Halide ions are determined by potentiometric titration with silver nitrate solution, using silver and calomel electrodes. Analytical data were given for all the compounds studied. Orig. art. has: 1 table and 1 formula. [JK]

SUB CODE: 07/ SUBM DATE: none/ ORIG REF: 001/ ATD PRESS: 4229

Card 1/1 BK

STEPANOV, B.I.; MIGACHEV, G.I.

Cyanopyridinium salts and their properties. Zhur. VKhG 10  
no. 6:712 '65 (MTEA 19:1)

1. Moskovskiy khimiko-tekhnologicheskiy institut imeni D.I. Men-  
deleyeva. Submitted June 30, 1965.

MIGACHEV, G.B.; KIYKO, N.I.

Chemicolegal detection of para-toluidine and meta-nitrobenzene.  
Sud.-med. ekspert. 6 no.3:49-50 J1-S'63. (MIRA 16:10)

1. Ivanovskoye oblastnoye byuro sudebnomeditzinskoy ekspertizy  
(nachal'nik - dotsent S.N.Bakulev).  
(TOLUIDINE) (BENZENE) (CHEMISTRY, FORENSIC)

PETROVSKIY, K., gvardii general-mayor tankovykh voysk; PANOV, F., inzh.-polkovnik;  
MIGACHEV, G., polkovnik

Automotive training of officers. Voen. vest. 38 no. 8:55-58  
4g '58. (MIRA 11:7)

(Motorization, Military)  
(Russia--Army--Officers)

MIGACHEV, G., polkovnik; KOMISSAROV, N., inzh.-podpolkovnik

Improving the training of drivers. Voen. vest. 38 no.7:46-52  
Jl '58. (MIRA 11:6)

(Automobile drivers) (Automobiles, Military)



MIGACHEV, G., podpolkovnik; PEBLIN, V., kapitan.

~~XXXXXXXXXXXXXXXXXXXX~~

How to check the technical condition and maintenance of an automobile. Voen.vest. no.14:45-53 '51. (MLRA 6:12)  
(Automobiles--Inspection)

BOL'SHAKOV, Valentin Filippovich; MIGACHEV, S.S., ed.

[Radioactive radiations in the instrumentation of nuclear power plants] Radioaktivnye izlucheniia v kontrol'no-izmeritel'nykh priborakh sudovykh silovykh ustanovok. Moskva, Transport, 1964. 100 p. (MIRA 1843)

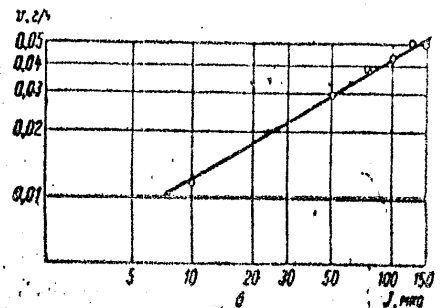
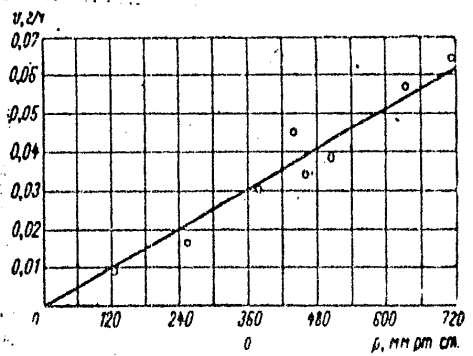


ACCESSION NR: AP4041450

ENCLOSURE: 03

Dependence of rate of radiation-chemical fluoridation of  $UF_4$  on the fluorine pressure ( $a$ ) and on the electron beam intensity

Card 6/6

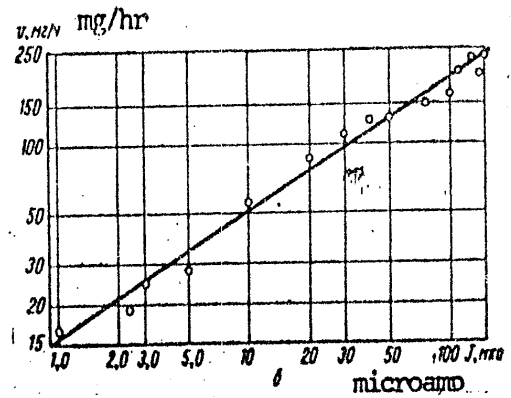
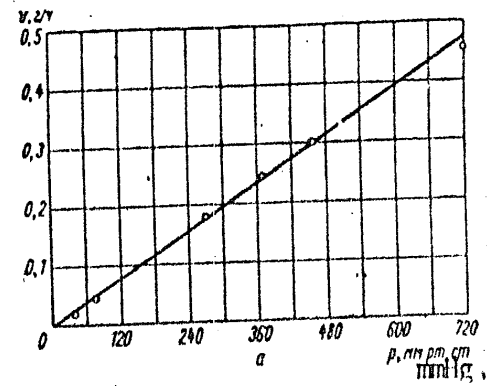


ACCESSION NR: AP4041450

ENCLOSURE: 02

Dependence of the rate of radiation-chemical fluoridation of  $UF_5$  on the fluorine pressure (a) and on the electron beam intensity (b)

Card 5/6

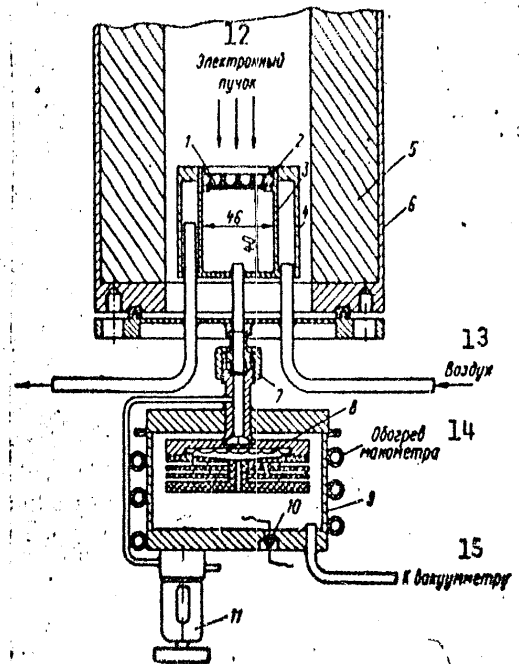


ACCESSION NR: AP4041450

ENCLOSURE: 01

Apparatus for irradiation of uranium fluorides:

- 1 - nickel foil, 2 - nickel insert,
- 3 - nickel dish, 4 - steel jacket,
- 5 - lead shield against gamma rays
- 6 - jacket of accelerator tube
- 7 - lead gasket, 8 - inductive-
- manometer membrane, 9 - inductive-
- manometer jacket, 10 - electric lead
- to inductive manometer, 11 -
- valve for filling the apparatus with
- the investigated gas, 12 - electron
- beam, 13 - air, 14 - manometer
- heating, 15 - to vacuum meter



Card 4/6

ACCESSION NR: AP4041450

the apparatus." Orig. art. has: 7 figures and 3 formulas.

ASSOCIATION: None

SUBMITTED: 30Oct63

ACQ:

ENCL: 03

SUB CODE: NP, GC

NR REF SOV: 003

OTHER: 000

Card 3/6

ACCESSION NR: AP4041450

presence of impurities showed that He, Br<sub>2</sub>, and HF do not affect the behavior of UF<sub>6</sub> bombarded with fast electrons, but fluorine-containing hydrocarbons take fluorine atoms away from the UF<sub>6</sub> and reduce it to UF<sub>5</sub>. The radiation-chemical yield of the UF<sub>6</sub> molecule decomposition reaction is found to be 0.011 molecule per 100 eV. Under prolonged irradiation of the UF<sub>6</sub>, a dynamic equilibrium  $UF_6 \rightleftharpoons UF_5 + \frac{1}{2}F_2$  is established. Some tentative data are obtained on the rate of formation of UF<sub>6</sub> when UF<sub>5</sub> and UF<sub>4</sub> are bombarded with fast electrons. The rate of radiation fluoridation of UF<sub>5</sub> and UF<sub>4</sub> is found to be proportional to the fluorine pressure and the square root of the radiation intensity. "The authors are grateful to V. A. Dmitriyevskiy for a discussion of the results and continuous interest, and to V. I. Gorodinetz for participating in the adjustment of

Card 2/6

ACCESSION NR: AP4041450

S/0089/64/016/006/0510/0514

AUTHORS: Migachev, A. I.; Senchenkov, A. P.

TITLE: Radiochemical effect of fast electrons on uranium fluorides

SOURCE: Atomnaya energiya, v. 16, no. 6, 1964, 510-514

TOPIC TAGS: reactor fuel, uranium compound, fluorocarbon polymer, fluorine compound, fluorination, radiation chemistry

ABSTRACT: Continuing an earlier investigation (V. A. Dmitriyevskiy and A. I. Migachev, Atomnaya energiya, v. 6, 533, 1959) of irradiation-induced decomposition of  $UF_6$ , which is of great interest in connection with the problem of the design of gas-fuel reactors, the authors investigated the effect of fast-electron irradiation of  $UF_6$ ,  $UF_5$  and  $UF_4$ . The apparatus and the determination of the radiation dose are described in detail. Irradiation of  $UF_6$  in the

Card 1/6

MIGACHEV, A.I., inzh.

Centrifugal wood dryer. Der.prom. 8 no.4:26 Ap '59.  
(MIRA 12:6)

(Lumber--Drying)

MIGACHEV, A. (g. Izhevsk)

Centrifugal drying of lumber. Prom.koop. 12 no.11:19 II '58.  
(MIRA 11:11)

1. Nachal'nik i glavnyy inzhener konstruktorsko-tehnologicheskogo byuro Udpromsoвета.  
(Lumber--Drying)



MIGACHEV, A I.  
MIGACHEV, A. I., inzh. (Izhevsk).

Urgent needs of the Commercial Technical Bureau. Prom. koop. 12  
no.1:35 Ja '58. (MIRA 11:1)

1. Konstruktorsko-tehnologicheskoye byuro Udpromsoveta.  
(Wages)

ROSECHEV, A.I.; SENCHENKOV, A.A.

radiochemical effect of fast electrons on uranium fluorides.  
atom. energ. 16 no.6:513-514 Je '64. (UKR. 19:79)

SOV/89-6-5-5/33

Dissociation of the  $UF_6$ -Molecule Under the Influence of the Fission Fragments  
of the Uranium Nucleus

radiation-stable compound even at room temperature. It is possible to use it as fuel in a nuclear reactor. There are 6 figures and 12 references, 5 of which are Soviet.

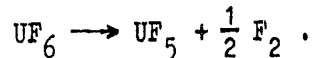
SUBMITTED: October 3, 1958

Card 3/3

SOV/89-6-5-5/33

Dissociation of the  $UF_6$ -Molecule Under the Influence of the Fission Fragments  
of the Uranium Nucleus

The experimental arrangement is described. Irradiation was carried out in the reactor F-1 in the course of 60 hours with a neutron flux of  $\sim 10^{10}$  n/cm<sup>2</sup>.sec. A second series of experiments was carried out in the VVR reactor. The results obtained are shown by a graph. d) Determination of the constancy of  $UF_6$  in the presence of surplus fluorine. Summarizingly it may be said that  $UF_6$  decays by neutron irradiation probably according to the equation



The rate of decay is characterized by the quantity  $G = 0.5$  mol/100 ev or 0.21 mol/h per 1 kw power output (liberated in the gas). It was found experimentally that during irradiation not only a dissociation of  $UF_6$  but also a recombination of the annihilated  $UF_6$ -molecules takes place. As a final result an equilibrium concentration forms between the fluorine and the  $UF_6$ , which depends on the irradiation power. A mixture of fluorine and uranium-hexafluoride is a

Card 2/3

21(1), 5(2)

SOV/89-6-5-5/33

AUTHORS:

Dmitriyevskiy, V. A., Migachev, A. I.

TITLE:

Dissociation of the  $UF_6$ -Molecule Under the Influence of the Fission Fragments of the Uranium Nucleus (Dissotsiatsiya molekul  $UF_6$  pod deystviyem oskolkov deleniya yader urana)

PERIODICAL: Atomnaya energiya, 1959, Vol 6, Nr 5, pp 533-539 (USSR)

ABSTRACT:

The following experiments were carried out: a) Determination of the decay rate of  $UF_6$  after irradiation. The experimental arrangement is described. The sample was irradiated for 33 hours in the RFT-reactor at  $0.5 \cdot 10^{13}$  n/cm<sup>2</sup>.sec (constant temperature of the test ampoules: 50°C). As a result, the dependence of the total pressure of the gas and the dissociation of  $UF_6$  on the time of irradiation was obtained (Figs 1, 2). b) Determination of the rate at which the  $UF_6$ -molecules are destroyed. The experimental arrangement is described. Solid uranium hexafluoride was irradiated during 16.5 hours in the reactor F-1 at  $5.8 \cdot 10^9$  n/cm<sup>2</sup>.sec and 8°C. The results are recorded by curves. c) Investigation as to whether the decay of hexafluoride under irradiation is a reversible process.

Card 1/3

LANGE, G.A.; MIGACH, Yu.Ye.

Period of AQ Lyrae. Per. zvezdy 14 no.6:502-503 D '63.  
(MIRA 18:5)

1. Odesskaya astronomicheskaya observatoriya Odesskogo  
gosudarstvennogo universiteta.

MIGACH, Yu.Ye.

Maxima of RZ Cassiopeiae. Astron.tsir. no.227:21-22 F '62.  
(MIRA 16:1)

1. Odesskaya astronomicheskaya observatoriya.  
(Stars, Variable)

MIGACH, Yu.Ye.

Minima of RZ Cassiopeiae. Astron.tsir. no.209:28 Mr '60.  
(MIRA 13:9)

1. Poselok Novaya Praga, Astronomicheskaya observatoriya aredney  
shkoly No.1.  
(Stars, Variable)



MIGACH, Yu.Ye., prepodavatel' fiziki i astronomii

Remarkable school observatory. Priroda 49 no.10:96-98 O '60.  
(MIRA 13:10)

1. Kollektiv sredney shkoly poselok Novaya Praga, Kirovogradskaya oblast', USSR.  
(Novaya Praga--Astronomical observatories)

~~MIGACH, Yu. Ye.~~

Minima of RZ Cassiopeiae. Astron. tsir. no. 192:26 My '58.  
(MIRA 11:10)

1. Astronomicheskaya observatoriya Sredney shkoly No. 1. s. Novaya  
Praga.

(Stars, Variable)

MIGACH, Yu. Ye.

Minima of RZ Cassiopeiae. Astron. tsirk. no.175:19-20 D '56.

(MIRA 10:5)

1. Astronomicheskaya Observatoriya sredney shkoly, S. Novaya Praga.  
(Stars, Variable)

MIGACH, Yu.Ye.

Approved for release by NSA on 05-08-2014 pursuant to E.O. 13526

Observations of RZ Cassiopeiae. Astron. tsir. no. 172:14 Ag '56.  
(MLRA 10:1)

(Stars, Variable)

MIGACH, V.D., inzh.; KOVALEV, S.K., inzh.; PANASYUK, I.V., inzh.; GERGEN, I.M.,  
inzh.; BOYKO, I.P., inzh.

Single-layer wall panels of slag perlite cement. Stroimaterialy no. 8 29-  
30 Ag '64. (MIRA 17:22)

MIGACH, V. [Myhach, V.], inzh.

Foamed slag concrete made of local binding material. Bud. mat.  
1 konstr. 4 no.3:43-44 My-Je '62. (MIRA 15:5)  
(Ukraine--Lightweight concrete)

BELIKOVA, M. [Bielikova, M.], inzh.; MIGACH, V. [Myhach, V.], inzh.

Autoclaved foamed concrete based on slag binding materials of the  
Dnieper Valley. Bud. mat. i konstr. 4 no.1:4-5 Ja-F '62. (MIRA 15:7)  
(Dnieper Valley--Lightweight concrete)

MIGA, Andrzej, mgr inż.

The electrohydraulic effect. Mad elektrotechn 33 [1.e. 32]  
no. 4: 113-115 Ap '64

1. School of Mining and Metallurgy, Krakow.



VLADIMIROV, A.P., kand.tekhn.nauk; MIFTYAKHETDINOV, Kh.A., inzh.; FRIDMAN, Zh.Ya.,  
inzh.; NEGROVA, E.I., inzh.

Use of infrared heating elements in the transportation of aggregates  
under winter conditions. Stroil. mat. 11 no.10:15-16 0 '65. (MIRA 18:10)

ABDULKHANOV, A.A.; MIPTAKHUTDINOVA, T.S.; KIVVA, K.Ya.; GERSHKOVICH, V.I.,  
vrach

Councils of medical nurses. Med.sestra 22 no.2:51-55 F 163.  
(MIRA 16:5)

1. Predsedatel' soveta meditsinskikh sester, starshaya meditsinskaya  
sestra Detskoy bol'nitsy No.3, Barnaul, Altayskiy kray (for Kolo-  
mutitsa). 2. Predsedatel' soveta meditsinskikh sester Moskovskoy  
gorodskoy klinicheskoy bol'nitsy No.64 (for Vasil'yev) 3. Predsedatel'  
soveta meditsinskikh sester Poltavskoy bolastnoy bol'nitsy (for  
Kivva).

(NURSES AND NURSING)

MIPTAKHUTDINOV, F.Sh.

Training personnel to build a special gas pipeline. Stroil. truboprov.  
(MIRA 17:9)  
9 no.4:27-28 Ap '64.

1. Uchebno-kursovoy kombinat tresta Vostoknefteprovodstroy, Ufa.

L 02323-67

ACC NR: AR6022706

SOURCE CODE: UR/0299/66/000/002/R023/R023

AUTHOR: Mal'tsev, N. A.; Miftakhutdinova, F. G.; Fedotov, V. D. 36  
B

TITLE: Nature of the state of water in live plant tissues determined by a nuclear magnetic resonance pulse method

SOURCE: Ref. zh. Biologiya, Part I, Abs. 2R155

REF SOURCE: Uch. zap. Kazansk. un-t, v. 124, no. 7, 1965, 20-28

TOPIC TAGS: plant physiology, water, ~~cell physiology~~, nuclear magnetic resonance, spin lattice relaxation, spin resonance, *PLANT MORPHOLOGY*

ABSTRACT: It has been demonstrated that the spin echo technique is adequate for investigating the state of water in plant tissues. Spin-spin and spin lattice relaxation time and also the self-diffusion coefficient have been measured by this method in plant matter. On the basis of the results it appears that the tissue water is surrounded by a field of molecular and supermolecular forces determined by the cell structures; this denies the existence of free water in a plant cell. On the basis of the self-diffusion coefficient values found for tissue water, it is concluded that the coefficient is determined first of all by the type of tissue, and not by the absolute moisture content. A. Zamyatnin. Translation of abstract.

UDC: 577.3

Card 1/1 SUB CODE: 06, 18

MIFTAKHUTDINOVA, F.G., KOVAKINA, YE.A., IVANOVA, A.P.

The effect of the treatment of corn seed with organophosphorus compounds prior to sowing upon the growth and development of plants.

Khimiya i Primeneniye Fosfororganicheskikh Soyedineniy (Chemistry and application of organophosphorus compounds) A. YE. ARBUZOV, Ed.  
Publ. by Kazan Affil. Acad. Sci. USSR, Moscow 1962, 632 pp.

Collection of complete papers presented at the 1959 Kazan Conference on Chemistry of Organophosphorus Compounds.

MIPTAKHUTDINOVA, F. G.

Effect of rain and dew on the water economy of plants. Fiziol. rast. 8  
no.2:247-250 '61. (MIRA 14:3)

1. Biology Institute of Kazan Affiliate of the U.S.S.R. Academy of  
Sciences, Kazan. (Plants, Effect of water on)

i. 27764-66 EWF(m)/EWF(j) RM  
ACC NR: AP6018506

SOURCE CODE: UR/0079/65/035/011/2001/2003

AUTHOR: Kamay, G.; Miftakhova, R. G.;

ORG: Kazan' Chemicotechnological Institute im. S. M. Kirov (Kazanskiy khimiko-  
tehnologicheskii institut)

TITLE: Acetoxime esters of acids of trivalent arsenic

SOURCE: Zhurnal obshchey khimii, v. 35, no. 11, 1965, 2001-2003

TOPIC TAGS: organic oxime compound, ester, organic arsenic compound, pyridine,  
organic synthetic process

ABSTRACT: Acetoxime was found to react with chloro-derivatives of trivalent arsenic in the presence of pyridine analogously to alcohols, forming acetoxime esters of trivalent arsenic acids. When the diacetoxime ester of propylarsinous acid was heated with butanol, one acetoxime group was replaced, with the formation of a mixed ester of propylarsinous acid. In the case of higher alcohols, there was a complete replacement of the acetoxime groups. The infrared absorption spectra and physical constants were studied for the nine complete and mixed esters synthesized. Orig. art. has: 1 table. [JPRS]

SUB CODE: 07/ SUBM DATE: 30Oct64 / ORIG REF: 004 / OTH REF: 001

Card

1/20

UDC: 546.19:547.288.4:547.284.3

KAMAY, Gil'ma MIFTAKHOVA, R.G.

Transfer of some acid esters of trivalent arsenic  
with diacids. Zhur. ob. khim. 35 no.3:546-548 Mr '65.  
(MIRA 18:4)

1. Kazanskiy khimiko-tehnologicheskii institut imeni S.M. Kirova.



GIL'M KAMAY; MIFTAKHOVA, R.G.

Interaction of some arsenyl chlorides with diols. Dokl. AN SSSR  
151 no.4:853-855 Ag '63. (MIRA 16:8)

1. Kazanskiy khimiko-tehnologicheskii institut im. S.M.Kirova.  
Predstavleno akademikom A.Ye.Arbuzovym.  
(Arsenious acids) (Alcohols)

GIL'M KAMAY; MIFTAKHOVA, R.G.

Chlorides and mixed esters of cyclohexyl- and dicyclohexylarsenous acid. Zhur.ob.khim. 32 no.9:2839-2844 S '62. (MIRA 15:9)

1. Kazanskiy khimiko-tekhnologicheskii institut imeni S.M. Kirova.  
(Arsenous acid)

MIFTAKHOVA, F.A.

Effect of ultrasonic waves on the tissues of the internal sex  
organs of female white mice. Nauch. trudy Kaz. gos. med. inst.  
14:241-242 '64. (MIRA 18:9)

1. Kafedra akusherstva i ginekologii No.2 (zav. - prof. Kh.Kh.  
Meshcherov) Kazanskogo meditsinskogo instituta.

ACCESSION NR: AP4040697

structures were uniform in structure and free of inclusions or oxide films. They differed from the basic metal only in some deformation of the fiber, caused by forging. This had no appreciable effect on their strength. Orig. art. has: 2 figures.

ASSOCIATION: none

SUBMITTED: 00

ENCL: 00

SUB CODE: MM

NO REF SOV: 000

OTHER: 000

Card 2/2

ACCESSION NR: AP4040697

S/0135/64/000/006/0015/0016

AUTHORS: Shechetanov, D. P. (Engineer); Miftakhov, R. Sh. (Engineer)

TITLE: Butt welding of thin AMg3M pipes by the flashing off technique

SOURCE: Svarochnoye proizvodstvo, no. 6, (630), 1964, 15-16

TOPIC TAGS: welding, butt welding, aluminum alloy AMg3M, thin wall pipe, forging, aluminum oxide

ABSTRACT: The application of fusion technique to the butt-welding of thin-walled aluminum pipes was studied to determine the optimal conditions and to prevent formation of oxides. Forging pressures of 27-30 kg/mm<sup>2</sup> were used for the expulsion of oxidized metal from the welds. Good results were obtained when the butt-welded AMg3M pipes were of different wall-thickness: 40 x 1; 41 x 2; 42 x 2 mm. Further improvement was achieved with the use of separate current lines for the upper and lower electrodes; the current density was 200-300 amp/mm<sup>2</sup>. With this technique it is possible to weld together thin-walled pipes with thickness-O.D ratios up to 1:50 and higher. Sample strips cut off the welded connections were tested. The tensile test showed that failure occurred in the basic metal outside the thermal effect zone of welding. According to metallographic analyses the butt-welded

Card 1/2

VOLOGDIN, I.V., inzh.; MIFTAKHOV, R.Sh., inzh.

Resistance welding in the production of construction elements.

Svar. proizvod. no.10:29-31 0 '63.

(MIRA 16:11)

1. Trest No.103 Glavnogo Leningradskogo upravleniya po zhilishchnomu i grazhdanskomu stroitel'stvu.

MIFTAKHOV, N.A.

Anatomicosurgical data on the distribution of intrahepatic bile ducts. Nauch. trudy Kaz. gos. med. inst. 14:237-238 '61.

So-called aberrant and inverted bile ducts. Ibid.: 239-240  
(MIRA 18:9)

1. Kafedra operativnoy khirurgii i topograficheskoy anatomii  
(zav. - prof. V.Kh.Frauchi) Kazanskogo meditsinskogo instituta.

MIFTAKHOV, N.A.

Work of Yutazinskiy District Hospital in the Tatar A.S.S.R.  
Kaz. med. zhur. no.6:75 N-D '61. (MIRA 15:2)

1. Glavnyy vrach Yutazinskogo rayona Tatarskoy ASSR.  
(YATAZINSKIY DISTRICT...PUBLIC HEALTH)



MIFTAKHOV, N.A., glavvrach

Stomach resection as revealed by data from the Urussu District  
Hospital of the Tatar A.S.S.R. Kaz.med.zhur. 41 no.1:79-81  
Ja-F '60. (MIRA 13:6)

1. Glavnyy vrach Urussinskoy rayonnoy bol'nitsy Tatarskoy  
ASSR.

(URUSSU DISTRICT--STOMACH--SURGERY)

MIFTAKHOV, N.A.

Emergency surgery for acute processes in the abdomen in the district hospital. Kaz.med.zhur. no.5:39-41 S-0 '60. (MIRA 13:11)

1. Glavnyy vrach Yutazinskogo rayona Tatarskoy ASSR.  
(YUTAZINSKII DISTRICT--ABDOMEN--DISEASES)

MIFTAKHOV, M.N.; TAYCHINOV, S.N.

Effect of farming on the content and composition of humus in the leached deep Chernozem soils of the Bashkirian cis-Ural region and methods of the efficient use of their natural richness. Pochvovedenie no.11:51-62 N '63. (MIRA 16:12)

1. Bashkirskiy sel'skokhozyaystvennyy institut.

MIRKIN, B.M.; MIFTAKHOV, M.N.

Genesis of floodplain soils and its relation with the successions  
of vegetation in the floodplain of the middle course of the  
Belaya River. Vest.LGU 18 no.3:74-81 '63. (MIRA 16:2)  
(BELAYA VALLEY (BASHKIRIA)--PLANT SUCCESSION)  
(BELAYA VALLEY (BASHKIRIA)--SOIL FORMATION)

SENCHENKO, I.F.; KUDRYASHOV, M.G.; FIALKOV, A.A.; MIFTAKHOV, F.V.;  
KATSNEL'SON, I.A.

Specialization of building organizations in power-station  
construction. Prom.stroi. no.10:24-27 '62. (MIRA 15:12)

1. Vsesoyuznyy institut po proyektirovaniyu organizatsiy  
energeticheskogo stroitel'stva.  
(Electric power plants) (Construction industry)

L 10760-65

ACCESSION NO: AP5412125

ASSOCIATION: Tsentral'noye proyektiro-konstruktorakoye byuro teploenergeticheskogo priborostroyeniya (Central Planning and Design Office of Heat and Power Engineering Equipment)

SUBMITTED: 00

ENCL: 00

SUB CODE: TD

NO REF BOV: 000

OTHER: 000

JPRS

Gen 2/2 196

REF(a)/REF(s)-2/REF/EPA(s)-2/EP(w)-2/EWP(k)/EWI(d)/EWI(m)/EWP(h)/T/  
EWP(l)/EWP(b)/EWA(i)/ENE(L)/ENE(s)/EWP(v) P/-u/Pq-u/Pr-u/Ps-u/Pt-10/Tu-u/Pab-10

ACCESSION NR: AP5012325

UR/0286/64/000/022/0067/0067

AUTHOR: Blyumtseva, Z. G.; Cherepanov, V. S.; Miftakhov, E. Z.; Spasskiy, A. G.;  
Kozlov, B. A.; Koroleva, N. P.

TOPIC: Temperature sensing system for manometric thermometers. Class 42, No. 75  
16520

76  
75  
B

SOURCE: Bulleten izobreteniy i tovarnykh znakov, no. 22, 1964, 67

TOPIC TAGS: thermometer

Translation: A patent has been issued for a temperature system used in manometric thermometers. The unit contains a temperature bulb and a capillary tube. In order to expand the upper measurement limit, the filler which is used is an alloy containing 66.8-67.2% gallium, 20.3-20.7% indium and 12-13% tin and the bulb is made of a material which is stable with respect to the filler at high temperatures, e. g. aluminum or another ceramic or cermet material based on quartz.

Card 1/2

MIFSHITS, I.M.; STEPANOVA, G.I.

Energy spectrum of vibrations of nonordered crystals. Nauk. zap. L'viv. un. 33:84-94 '55. (MLRA 10:6)

(Crystal lattices)



MIFLE, P.V.

Green forage chopping machine. Mekh. sil'. hosp. 12 no. 11:25  
N '61. (MIRA 14:11)

1. Zaveduyushchiy otdelom mekhanizatsii zaporozhskoy oblastnoy sel'skhozyaystvennoy issledovatel'skoy stantsii.  
(Farm equipment)

MIFLE, P.V., inzh.-mekhanik; KVACH, V.G. [Kvach, V.H.], inzh.-mekhanik

Stability of operating factors and the regulation of fuel  
apparatus. Mekh. sil'. hosp. 12 no. 1:19-20 Ja '61.

(MIRA 14:1)

(Diesel engines)

MIFLE, P.V., inzh.-mekhanik; KVACH, V.G. [Kvach, V.H.], inzh.-mekhanik

Is it necessary to clean the lubrication system of tractors with diesel fuel? Mekh. sil'. hosp. 11 no.9:16 S '60. (MIRA 13:9)  
(Tractors---Lubrication)