

... ..
... ..

... ..
... ..

... ..

MINDZHOYAN, A.L. AROYAN, A.A. OVSEPYAN, I.R.

Synthesis of some amino compounds based on 4 alkoxybenzyl chlorides.
Izv. AN Arm. SSR. Khim. nauki 13 no.4:275-285 '60. (MIRA 13:1')

1. Institut tonkovy organil beskovy khimii AN ArmSSR.
(Amino compounds)

SOV 124 58 3 2893

Translation from: Referativnyi zhurnal, Mekhanika, 1958, No. 3, p. 49 (USSR)

AUTHOR: Ovspeyan, V. M.

TITLE: The Expression of Hydraulic Losses in Terms of an Averaged Velocity for an Unsteady Motion of a Fluid in a Rigid Pipe (Vyrazheniye gidravlicheskikh poter' cherez osrednennuyu skorost' pri neustanovivshemsya dvizhenii zhidkosti v zhestkoy trube)

PERIODICAL: Sb. nauch. tr. Yerevansk. politekh. in-ta, 1957, No. 14, pp. 119-124

ABSTRACT: The author demonstrates that the hydraulic losses in a pipe during unsteady motion are greater than during steady-state motion. He introduces the concept of an averaged velocity of a (virtual) steady-state motion at which the amount of water discharged during a given time interval would be equal to the amount discharged during the same time interval during the actually existing unsteady motion, and a certain parameter, β , having a time dimension, which is a function of the velocity and the resistance coefficient. For this calculation the author employs a coefficient β obtained by him, which depends upon

Card 1 of 2

SOV 124 58 3 2895

The Expression of Hydraulic Losses in Terms of an Averaged Velocity

the time t and the parameter β and which for $t \rightarrow \infty$ tends towards unity. For the expression of the losses during unsteady motion, the author has obtained the following form:

$$h_w = \beta \xi_v \frac{v^2}{2g}$$

For practical cases β equals 1.9 - 2.0, i.e., the losses for the unsteady motion are approximately twice as great as the losses during steady state motion.

S. Ya. Vartazov

Card 2 2

~~SECRET~~

Designing powerful hydraulic rams. Izv. AN Arm. SSR. Ser. tekhn. nauk
11 no.1:3-14 '58. (MIRA 11:4)

1. Yerevanskiy politekhnicheskiy institut im. I. Markaa.
(Hydraulic rams)

OVSEPYAN, V.M.

Calculating balancing devices on the supply line of hydraulic
ram units. Izv. Ak. ArmSSSR. Ser. Tekh. nauk 1^o no. 113-
'65. (MIRA 1965)

1. Yerevanskiy politekhnicheskii institut imeni Kalina Markosa.
Submitted Nov. 17, 1965.

OVSEPYAN, V.M.

[Hydraulics] Gidravlika. Erevan, Artuchpedgiz, 1963.
483 p. (M.HA 18:2)

TARAYAN, V.M.; OVSEPYAN, Ye.N.

Effect of pH on the ferri-ferro indicator system in determining
aluminum by the fluoride method. Nauch.trudy Brev.un.no.53:75-83
'56. (Aluminum)(Indicators and test papers) (MIRA 9:10)

OVSEPYAN, Ye.N.; TARAYAN, V.M.

Use of an aluminum indicator electrode in determining aluminum by
the fluoride method. Nauch.trudy Erev.un.no.53:35-94 '56.
(MLRA 9:10)

1.Kafedra analiticheskey khimii.
(Aluminum) (Indicators and test papers)

TARAYAN, V.M.; OVSEPYAN, Ye.N.; KHACHATRYAN, I.G.

Composition of the rhodanide complex of rhenium. Report No. 3. 1971.
AN Arm. SSR 33 no.4:166-171 1971 (MIRA 15:11)

1. Yerevanskiy gosudarstvennyy universitet. 2. Chlen-korrespondent
AN Armyanskoy SSR (for Tarayan).
(Rhenium compounds)

1958. The effect of pH on the redox indicator system in the determination of aluminum by the gravimetric method. V. M. Tarakan and E. M. Orlovskaya. *Dokl. Akad. Nauk SSSR*, 1958, 133, 76-78; *Russk. Khim. Zhur.*, 1958, Abstr. No. 83, 811. — When the pH of the solution being titrated in the potentiometric determination of Al^{3+} with the indicator system $Fe^{3+} - Fe^{2+}$ is 2.1 to 2.5 there is a drop of potential (DP) at the equivalence point; the equivalence point is attained when the pH of the solution being titrated is 3.2 to 4.0. The DP in the titration with a $Fe^{3+} - Fe^{2+}$ electrode or with a quinhydrone electrode is observed at the same point. It was established that the initial value of pH of the soln. being titrated must be 3.0 to 3.1, as at pH > 3.2 the results of the determination of Al have started to fall. Premature DP was provoked by the hydrolysis of Fe^{3+} occurring in consequence of reduction in acidity of the soln. being titrated and by the presence of basic salts of Al. It is recommended that the pH of the soln. being titrated be established by the indicator Tropaeolin OO. G. BERWES

Handwritten notes:
 4E20
 1E4132
 PH any

OVSEPIAN, Ye.N.; EKIMYAN, M.G.

On the composition of deposits forming in the determination of
aluminum by the fluoride method. Izv. AN Arm. SSR. Ser. FIZMATEM. nauk
8 no.5:41-44 S-0 '55. (MLRA 9:3)

1. Yerevanskiy gosudarstvennyy universitet imeni V.M. Molotova.
(Aluminum--Analysis) (Potentiometric analysis)

TARAYAN, V.M.; OVSEPYAN, Ye.B.

Behavior of the indicator ferri-ferro electrode in the potentiometric determination of aluminum by the fluoride method. *Izv. AN Arm. SSR. Ser. FIZMATH nauk* 8 no.5:45-49 S-O '55. (MLBA 9:3)

1. Yerevanskiy gosudarstvennyy universitet imeni V.M. Molotova. (Potentiometric analysis) (Aluminum--Analysis)

57456-857	EWI(2)/EWG(2)/ENP(3)/T/ENP(4)/ENP(5)	Page 1	JR(c)	RDW/JD/SH
ACCESSION NR: AP0018848		UR/0171/	5/018/002/0025/022	
		841.49+54	3.23+547.498.3	23 22 B
AUTHOR: <u>Ovsopyan, Ye. N.</u> ; <u>Tarayan, V.M.</u> ; <u>Shapovalov, G.N.</u>				
TITLE: <u>Complex between selenium and thiourea</u>				
SOURCE: AN ANON. Izvestiya. Khimicheskiye nauki, v. 18, no. 2, 1965, 225-226				
TOPIC TAGS: selenium complex, thiocarbamide, selenium determination, thiourea complex, selenious acid				
ABSTRACT: Heretofore, the reaction of selenious acid with thiourea has been treated as an oxidation-reduction process resulting in the formation of elemental selenium. The authors found that thiourea not only reduces selenious acid to selenium, but also dissolves the latter; this dissolution is faster the higher the concentration of thiourea and acid (HCl and H ₂ SO ₄). The dissolution of elemental selenium in thiourea and the lack of formation of a solid phase (selenium) at suitable acidities are the result of the formation of a complex compound between selenium and thiourea. The existence of this complex was confirmed by polarographic and spectrophotometric analysis: the polarographic half-wave potential of selenious acid was shifted toward more negative values upon addition of urea, and the spectral absorption peak of 230 mμ with a molar extinction				
Card 1/2				

OVSEPIAN, Ye.N.; TARAYAN, V.M.; SHAPSHNIKOVA, G.N.; VARTANYAN, I.A.;
TOSUNYAN, A.G.; MESROPYAN, L.G.; KUROYAN, I.A.

Letters to the editors. Izv. AN Arm.S.S.R. Khim. nauki
no.2:246-228 1965.

1. Yerevanskiy gosudarstvennyy universitet: kafedra anorgani-
cheskoy khimii (for Ovsepyan, Tarayan, Shapshnikova).
2. Institut organicheskoy khimii: AN Arm.S.S.R. (for Vartanyan,
Tosunyan, Mesropyan, Kuroyan).

SOV. 75894-5544

Translation from Referativny zhurnal Metallurgiya, 1958, No. 1, p. 62-65, USSR

AUTHORS: Strovev, A. S., Ivanov, A. M., Oxsepvan, Ye. S.

TITLE: Electric-arc Smelting of Molybdenum in a Vacuum
(Dugovaya plavka molibdena v vakuumе)

PERIODICAL: V sb. Primeneniye vakuumа v metallurgii, Moscow, AN SSSR
1958, pp 62-65

ABSTRACT: The raw material is industrial sintered Mo in 15x10 mm rods. In the process of smelting under vacuum of the order of 10⁻³ mm Hg, Mo, Zr, Ti, and C are deoxidized. Nonporous ingots, without flaws in the central zone, are obtained. Owing to the relatively fine grain structure and the sharpness of boundaries, such ingots can be deformed by any method, including free forging, so long as a sufficient heating and a proper degree of mechanical reduction are observed. The deformed Mo exhibits satisfactory characteristics of ductility at room temperature.

1-1

Card 1-1

Use of Vacuum in Metallurgy (Cont.) 533

recommendations for expanding the use of vacuum metallurgy in the USSR. The conference took place in 1956. For references and further coverage, see Table of Contents.

TABLE OF CONTENTS:

Samarin, A. M. Problems of Using Vacuum in Metallurgy

3

The author begins by discussing the important advantages of the vacuum-melting of steel. Chief among these are: (1) assurance of a minimum content of oxygen, nitrogen, and hydrogen, as well as of nonmetallic inclusions; (2) the possibility of deoxidizing the steel by carbon alone, with consequent absence of oxide inclusions; (3) protection against reoxidation during teeming. Turning to problems, Samarin states, first of all, that Soviet induction vacuum-melting furnaces are of unsatisfactory design, and that Soviet metallurgists should carefully study foreign furnaces of more advanced design. Another important task is the investigation of refractory materials suitable for the construction of vacuum-furnace crucibles. Further, the problem of controlling the temperature and composition of molten metal during the melting process must be solved. Though there has been considerable expansion of vacuum melting in the USSR in recent years, Samarin states

Card 2/16

Use of Vacuum in Metallurgy (Cont.) 133

that annual outputs of tens or hundreds of thousands of tons of vacuum-melted steel cannot be expected as yet because of the cost and complexity of new equipment and the very high consumption of electric power. A suggested partial solution is to subject ordinary liquid steel (not vacuum-melted) to vacuum treatment to eliminate the gases. For this purpose, the steel may be treated either in the ladle or during the pouring of the ingots. These procedures have been industrially tested with good results. There are 9 references of which 7 are Soviet, 1 English, and 1 German.

I. VACUUM MELTING OF STEEL AND ALLOYS

Garryk, G.A. and Samarin, A.M. Vacuum Melting of Transformer Steel 1.

The authors have established the following facts: 1. In vacuum-melted transformer steel, power losses are 15-20 percent lower than in ordinary transformer steel, and magnetic permeability and plasticity are greater. 2. Use of the vacuum technique makes it possible to organize the production of cold-rolled transformer steel with a high silicon content. 3. The electromagnetic properties of vacuum-melted transformer steel are superior because of a low content of harmful impurities like carbon, oxygen, and sulfur. 4. The vacuum method increases the deoxidizing capacity of carbon by about 100

Carl 3/16

Use of Vacuum in Metallurgy (Cont.) 533

times, resulting in a steel very low in carbon and oxygen. 5.
6. Lengthening the period during which the liquid metal is kept under vacuum after ferrosilicon has been added is conducive to very low sulfur content.

Belyakov, R.S. Effect of the Melting Method on the Properties of Stainless Steel

5

Author's conclusions: 1. Chrome-nickel stainless steel which is not subject to intergranular corrosion can be made in an induction vacuum-melting furnace with a residual pressure of up to 20 mm. of mercury, without the addition of stabilizing elements and without the loss of much chrome from the stainless-steel scrap additions in the charge. 2. Steel with a carbon content not exceeding 0.02 percent can be made by keeping the molten metal under vacuum for 30-40 minutes. 3. Vacuum-melted chrome-nickel stainless steel is more resistant to attack by boiling nitric acid [than non-vacuum-melted] because of low carbon content and total absence of titanium. There are 11 Soviet references.

Card 4/6

Use of Vacuum in Metallurgy (Cont.) 533

Kamenetskaya, D.S. Some Theoretical Questions of Vacuum Metallurgy

Author's conclusions: 1. In the vacuum melting of metals and alloys, there must exist over the metal a pressure somewhat exceeding the vapor pressure of the metal at the triple point. At a lower pressure, the metal volatilizes. When the vapor pressure of the metal is less than 0.01 mm. of mercury, the [required] pressure is created by the vapors themselves; at higher vapor pressures—0.1 mm. and above—it is necessary to increase the external pressure, e.g., by the use of an inert gas. 2. The degree of vacuum, or purity of gas, necessary for degasifying the metal and for minimum reaction with the gases remaining in the furnace depends on the vapor pressure of the metal: the lower the vapor pressure, the higher the vacuum, or the purer the inert gas, must be. The vapors over the metal, provided their pressure is high enough (0.01 mm. and above) form a protective envelope, which plays an important part in the melting of the metal if the vapors react with the gas. 3. In selecting materials for crucibles, protective covers for thermocouples, stoppers, graphite parts, etc., it is necessary to take into consideration the vapor and dissociation pressures of these materials, and also their possible reactions with the metal and with each other, accompanied by the liberation of volatile matter. 4. It is most advisable to conduct the

Card 5'16

Use of Vacuum in Metallurgy (Cont.) 533

vacuum refining of metal with the aid of substances like carbon and hydrogen, which form volatile compounds with certain addition agents. There are 6 references, of which 4 are Soviet, 1 is English and 1 German.

Yemyashev, A.V. Some Notes on the Technology of the Vacuum Melting of Metals and Alloys (Experience Gained in the Operation of a Vacuum Furnace for Refractory Metals)

The article is divided into the following sections: Brief description of the OKB-264A furnace; Operation of the furnace; Temperature measurement; Taking metal samples during the melting period; Method of preventing hanging of the charge. There is one English reference.

Stroyev, A.S., Ivanov, A.M. and Ovsepyan, Ye.S. Vacuum Melting of Molybdenum in an Electric Arc Furnace

Authors' conclusions: 1. High-vacuum melting of molybdenum in an electric arc furnace is feasible and yields metal of high purity. 2. Ingots of molybdenum melted in a vacuum of the order of 0.003 mm. of mercury and with proper deoxidation are free of defects in the central zone, regardless of the speed of cooling after melting.

Card 6/16

Use of Vacuum in Metallurgy (cont.)

3. These ingots, thanks to a rather fine-grained structure and distinctness of grain boundaries, can be plastically deformed by any method, including smith forging, provided correct regimes of heating and degree of compression are observed. 4. Plastically deformed molybdenum exhibits satisfactory ductility characteristic at room temperature.

VARDANYAN, V., kand.tekhn.nauk; CVSEPIAN, Zh., inzh.

Noise prevention in asynchronous motors of the third size. Paper.
Arm. 6 no.12:37-39 D. 1964. MIRA 1964.

15-1957-3-3159D

Translation from: Referativnyy zhurnal, Geologiya, 1957, Nr 3,
p 105 (USSR)

AUTHOR: Ovsepyan, Zh. N.

TITLE: Determination of Aluminum in Silicates (Opredeleniye
alyuminiya v silikatakakh)

ABSTRACT: Bibliographic entry of the author's dissertation for the
degree of Candidate of Chemical Science, presented to the
Yerevansk. un-t, (Yerevan University), Yerevan, 1956.

ASSOCIATION: Yerevansk. un-t (Yerevan University), Yerevan

Card 1/1

OVSEYCHIK, N.K. [Ovseichyk, N.K.]

Function of the large intestine in sheep. Pratsi Od. un zbir. vol.
vchen. un. 148 no.3:223-236 '58 (MIRA 13:3)

1. Nauchnyy rukovoditel' - prof. R.Y. Faytel'berg.
(Sheep--Physiology) (Intestines)

USSR/Human and Animal Physiology. Digestion. The Intestines. T-7

Abs Jour: Ref Zhur-Biol , No 12, 1958, 55773.

Author : Ovseychik, N.K

Inst : University of Odessa

Title : Some Functions of the Large Intestine in Sheep.

Orig Pub: Nauchn yezhegodnik. Odessk. un-t, 1956, Odessa,
1957, 234-235

Abstract: Regular (3-4 waves during a 10 minute period) peristaltic waves, irrespective of food content, with an amplitude of 1-7.5 cm, and a contraction time of 70-90 seconds duration, as well as tonic waves with a small amplitude were registered in sheep (one sheep with a severed colon section between the two external anastomoses, and another sheep with a severed section according to the Tiry method). Chyme fermentation of the large intestine

Card : 1/2

CV 21 y 11115, 1-11

PHASE I BGA EXPERIMENT 207 A39

Vsesoyuznoye soveshchaniye po fizike, fiziko-khimicheskis svoystvam ferritov i fizicheskis osnovam ikh primeneniya [M. Minin, 1963] Ferritny fizicheskiye i fiziko-khimicheskis svoystva [Moskva: Mashinostroyeniye i fiziko-khimicheskis svoystva, 1963] Moskva, Izd-vo AN SSSR, 1963. 65 p. Errata slip inserted 4,000 copies printed.

Sponsoring Agencies: Nauchnyy sovet po magnetizmu AN SSSR, Ufa; fiziki teoretiogo teba i poluprovodnikov AN SSSR Editorial Board: Resp. Ed.: N. N. Sirota, Academician of the Academy of Sciences USSR; E. P. Belov, Professor, Ye. Kunder fessor; G. A. Skolenskiy, Professor; N. N. Shul'ts, Candidate of Physical and Mathematical Sciences; E. M. Shol'yarskiy; and L. A. Mashirov; Ed. of Publishing House: S. Khol'yarskiy, Tech Ed.; V. Voloduchanovich.

NOTE: This book is intended for physicists, physicists, chemists, radio electronics engineers, and technical personnel engaged in the production and use of ferromagnetic materials. It may also be used by students in advanced courses in radio electronics, physics, and physical chemistry.

CONTENTS: The book contains reports presented at the Third All-Union Conference on Ferrites (Ufa, 1963). The reports deal with magnetic transformations, electrical and galvanomagnetic properties of ferrites, studies of the growth of ferrite single crystals, problems in the growth of physical and chemical analysis of ferrites, studies of ferrites having rectangular hysteresis loops and multicomponent ferrite systems exhibiting spontaneous rectangularity, problems in magnetic saturation, highly coercive ferrites, magnetic spectroscopy, ferromagnetic resonance, magneto-optics, physical principles of using ferrite components in electrical circuits, anisotropy of electrical and magnetic properties, etc. The Committee on Magnetics, AS USSR (Ye. V. Komarovskiy, Chairman) organized the Conference. References accompany individual articles.

Amlov, B. S. Theory of the Rectangular Hysteresis Loop	21
Durov, Ye. A., and A. I. Miteev. Theory of the Temperature Dependence of the Magnetic Anisotropy Constant of Ferrimagnetic Ferrites	26
Vlasov, B. K., and B. Ch. Ismagulovskiy. Rotation of the Polarization Plane of Elastic waves in Magnetically Polarized Magnetoelastic Media	31
Syrain, L. B. Discussion of the [Preceding] Report	34
Sirota, N. N. The Physicochemical Nature of Ferrites and Their Properties	40
Sirota, N. N., A. A. Orlovskiy, and N. P. Tschernykh. Some Peculiarities of the Magnetic Transformation of Ferrites at Curie Point	44
Belov, E. P., and A. V. Zaslavin. Magnetoelastic Phenomena in Antiferromagnetics	49
Belov, E. P., Ye. P. Belov, A. V. Zaslavin, and A. A. Zaslavin. Magnetic and SHV Properties of Magnesian Manganese Ferrite Single Crystals	51
Il'yeva, A. G. Growth of Ferrite Single Crystals with Structure of the Jarnet Type	54

Card 4/9

SIROVA, N.N.; VARIKASH, V.M.; OVSEYCHUK, E.A.

Intensity variation of Bragg's reflexes at the Curie point in
triglycine selenate. Dokl. AN BSSR 8 no.4:220-222 Ap '64.
(MIRA 17:6)
1. Institut fiziki tverdogo tela i poluprovodnikov AN BSSR.

ACCESSION NR: AP4030640

B/0048/64/028/004/0666/0668

AUTHOR: Sirota, N.N.; Varikash, V.M.; Ovseychuk, E.A.

TITLE: Changes in the intensity of x-ray scattering by triglycine sulfate at the Curie point [Report, Symposium on Ferromagnetism and Ferroelectricity held in Leningrad 30 May to 5 June 1963]

SOURCE: AN SSSR. Izv. Ser.fiz., v.28, no.4, 1964, 666-668

TOPIC TAGS: Triglycine sulfato, triglycine sulfate Curie point anisotropy, triglycine sulfate x-ray reflection

ABSTRACT. The intensity of a number of x-ray reflections from triglycine sulfate was measured at temperatures from 0° to 60°C. Copper K α radiation was employed. After it was ground to a powder, the sample was annealed for 24 hours at 70°C. The temperature was held constant to within 0.2°C during measurement. The intensity of the reflections was determined from the number of counts recorded by a mechanical counter during the exposure, and also from the area under the curve traced by a recording galvanometer. The intensity of some reflections (including λ 24) and λ 34 decreased monotonically with increasing temperature over the full range investigated.

Card 1/2

ACCESSION NR: AP4030640

As regards these reflections, the Curie point was marked only by an increase in the scatter of the experimental points. The intensity of other reflections (040) and (031) reached a pronounced maximum at the Curie point. The different behavior of the different lines is ascribed to effects of crystal structure, and particularly to those of the system of hydrogen bonds. The behavior of the x-ray reflections indicates that the atomic vibrations are strongly anisotropic at the Curie point. This agrees with earlier findings based on measurements of the linear expansion coefficients and the elastic moduli (N.N.Sirota and V.M.Varikash, *Il. Kristallizatsiya i fazovy*ye perekhody**, p.439, Izd.AN BSSR, Minsk, 1962; N.N.Sirota, V.M.Varikash and N.P.Telkhanovich, *Ibid.*, p.435; Z.I.Yezhkova, G.S.Zhdanov and M.M.Umanskiy, *Kristallografiya*, 4, 1959). Orig.art.has: 2 figures.

ASSOCIATION: none

SUBMITTED: 00

DATE ACQ: 30Apr64

ENCL: 00

SUB CODE: GP

NR REF SOV: 006

OTHER: 006

Card 2/2

ACC NR: AP6036760

SOURCE CODE: UR/0020/66/171/001/008R/0090

AUTHOR: Sirota, N. N.; (Academician AN BSSR); Ovneychuk, E. A.; Stribuk, Ye. K.

ORG: Institute of the Physics of Solids and Semiconductors, Academy of Sciences BSSR (Institut fiziki tverdogo tela i poluprovodnikov, Akademiya nauk BSSR)

TITLE: The effect of deformation on the superconductivity characteristics of niobium and vanadium

SOURCE: AN SSSR. Doklady, v. 171, no. 1, 1966, 88-90

TOPIC TAGS: superconductors, superconducting characteristics, niobium, vanadium, niobium superconducting characteristics, vanadium superconducting characteristics

ABSTRACT: Niobium and vanadium specimens (3 x 17 x 0.6 mm), annealed at 1100C for 6 hr and furnace cooled, were cold rolled with 23, 29, 43, 52, 74 and 92% reduction (vanadium) or 38, 57, 70 and 78% reduction. (niobium). It was found that the electrical conductivity and critical magnetic field increase linearly with increased reduction in rolling. For example, the intensity of the critical magnetic field at 4.2K, 1050 oer for annealed vanadium and 5000 oer for annealed niobium, increased to 1320 oer for vanadium rolled with 52% reduction and to 6300 oer for niobium rolled with 57% reduction. The critical temperature of transition to the superconducting state was not affected by deformation. It was concluded that the critical current density and critical magnetic field can be substantially increased by cold

Card 1/2

UDC: 536.483

I. 0007P-07 (M)/GWT(W//... (V//... (L)/... (R) 101 (C) 01/00
ACC NR: AP6025004 (N) SOURCE CODE: UR/0122/66/000/007/0052/0055

AUTHORS: Fedorov, N. M. (Engineer); Ovsyenko, A. N. (Engineer)

ORG: none

TITLE: Influence of residual stresses in the stock on the warping of turbine blades during the manufacturing process

SOURCE: Vestnik mashinostroyeniya, no. 7, 1966, 52-55

TOPIC TAGS: turbine blade, metallurgic research, metal deformation, steel, metal stress / 1Kh17N2 steel

ABSTRACT: The influence of residual stresses in the stock of steel 1Kh17N2 on the warping of turbine blades produced from the latter material was investigated at TsNII TMASH. The effect of three different treatments of the stock on the residual stress was studied: a) quenching from 1030C in clamp and annealing at 550C, followed by cooling in air; b) free quenching from 1020C, annealing at 570C in clamp, followed by cooling in air, and c) quenching from 1020C in clamp and annealing at 560C in clamp, followed by cooling in furnace. The experimental results are shown graphically (see Fig. 1). It was found that thermal treatment of stock does not insure complete removal of stresses in the latter. The most effective method for residual stress

Card 1/2

UDC: 62-226.2:539.319

L 09078-57

ACC NR: AP6025084


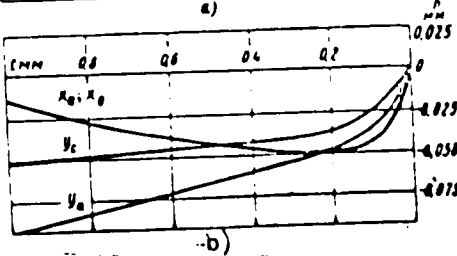


Fig. 1. Dependence of the deformation n of rolled stock treated according to third method, on the thickness of the removed layer t for: a - trough; b - back of blade (etching order: blade--trough)



removal was that of method (c), see above. Orig. art. has: 4 graphs and 2 equations.

SUB CODE: 13/10/ SUBM DATE: none

turbine blade material *fl*

Card 2/2 *5/7*

ACC NR: AP7004767

SOURCE CODE: UR/0413/67/000/001/0081/0081

INVENTOR: Fedorov, N. M.; Ovsyenko, A. N.

ORG: None

TITLE: An installation for determining permanent deformations. Class 42, No. 190045
[announced by the Central Scientific Research Institute of Technology and Machine
Building (Tsentral'nyy nauchno-issledovatel'skiy institut tekhnologii i
mashinostroyeniya)]

SOURCE: Izobreteniya, promyshlennyye obraztsy, tovarnyye znaki, no. 1, 1967, 81

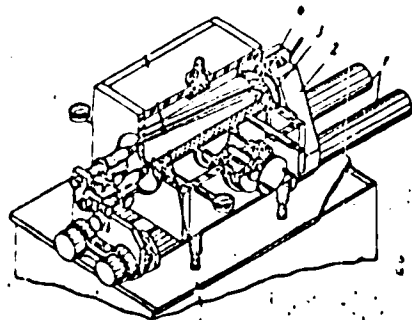
TOPIC TAGS: material deformation, electroerosion machining, turbine blade

ABSTRACT: This Author's Certificate introduces an installation for determining permanent deformations due to the use of electrochemical methods for removing surface metal. The unit contains an electrohydraulic chamber, a measurement device and a fastener for holding the part and placing it in the chamber. Profiled components such as turbine blades are studied by making this fastener in the form of guides mounted outside the chamber with a sliding carriage holding a rotating sleeve to which the component is fastened.

Card 1/2

UDC: 620.172.216

ACC NR: AP7004767



1--guides; 2--carriage; 3--sleeve; 4--component

SUB CODE: 11,10 SUBM DATE: 09Oct65

Card 2/2

ACC NR: AP7005388

(N)

SOURCE CODE: UR/0114/67/000/001/0025/0031

AUTHOR: Ovseyenko, A. N. (Engineer), Fedorov, N. M. (Engineer)

ORG: none

TITLE: Reducing the warpage of large turbine blades during their cold working

SOURCE: Energomashinostroyeniye, no. 1, 1967, 28-31

TOPIC TAGS: ^{steel,} steam turbine, turbine blade, metal machining, metal deformation / 2Kh13 steel, PVK-200 steam turbine

ABSTRACT: The blade shop of the Leningrad Metalworking Plant carried out a comprehensive study of the deformations involved in the processes of production of turbine blades, starting with examination and processing of the billet and ending with finishing operations. The blades used in this research were of 2Kh13 steel and belonged in the last (27th) low-pressure stage of the PVK-200 steam turbine, the length of their working part was 776 mm, their mean width was 100 mm and their angle of twist, 27°. Deformations at various points on the blade were measured with the aid of a composite template, separately during every principal machining operation (planing of the concave front, milling of the convex back, grinding and

Card 1/2

UDC: 62-226.2:620.191.38.002

2112721

L 4867-66 ENT(m)/EPF(c)/ETC(m) WW/DJ

ACC NR: AP5026825

SOURCE CODE: UR/n286/65/000/017/0104/0104

INVENTOR: ⁴⁴ Kragel'skiy, I. V.; ⁴⁴ Silin, A. A.; ⁴⁴ Ovseyenko, G. R.

21

ORG: none

TITLE: Device for dry lubrication of the rubbing surface of a slider bearing.
Class 47, No. 174477

112.44

SOURCE: Byulleten' izobreteniy i tovarnykh znakov, no. 17, 1965, 104

TOPIC TAGS: solid lubricated bearing, lubrication equipment, solid lubricant, slider bearing

ABSTRACT: An Author Certificate has been issued for a device for dry lubrication of the rubbing surface of a slider bearing. To simplify the design and improve operating conditions, lubricating inserts are placed in recesses in the shaft journal and are pressed against the rubbing surface by centrifugal force. To improve the lubrication, the lubricating inserts are weighted with a high density material. [SM]

SUB CODE: FP, M/SUBM DATE: 17Jan64/ ATD PRESS: 4/36

OC
Card 1/1

UDC: 621.822.5-72

L 4932-66 EWT(m)/EWP(w)/EPF(c)/EWA(d)/EWP(j)/T/EWP(t)/EWP(s)/EWP(b)/ETC(m)

ACC NR: AT5022684 HJW/JD/WJ/DJ/GS/RM SOURCE CODE: UR/0000/65/000/000/0307/0311

AUTHORS: Silin, A. A.; Ovsyenko, G. R.

ORG: Scientific Committee on Friction and Lubrication, AN SSSR (Nauchnyy sovet po treniya i smakan AN SSSR)

TITLE: Use of "rotaprint" in dry friction bearings

SOURCE: AN SSSR. Nauchnyy sovet po treniyu i smakan. Teoriya treniya i isnosha (Theory of friction and wear). Moscow, Izd-vo Mashk, 1965, 307-311

TOPIC TAGS: solid lubrication, dry friction, sleeve bearing, molybdenum disulfide/teflon

ABSTRACT: The "rotaprint" method of lubricating dry friction bearings (suggested at IRASH) is described, and some preliminary experimental results are presented. The method consists of using inserts of MoS₂ or teflon-based materials to lubricate friction surfaces. The inserts carry no load and are worn away during the lubricating process. Thus, bearings can be lubricated by spring-loaded inserts (sleeve bearings) or by solid lubricant separating rings (ball bearings), gears

Card 1/3

0901 1559

L 4932-66

AOC NR: AT5022684

can be lubricated by idler gears made of lubricants, etc. Some preliminary tests of sleeve bearings (steel 2Kh13 outer sleeve, bronze inner sleeve fixed to shaft) lubricated by three MoS₂ or teflon inserts (120° apart) were conducted in a special friction machine over a temperature range of -100 to 400. The results are shown in Fig. 1. Control experiments with unlubricated bearings show binding after

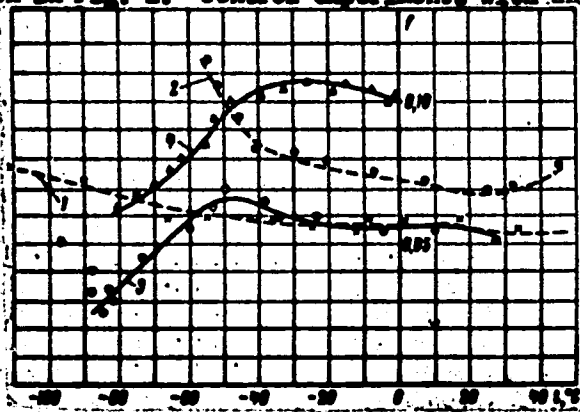


Fig. 1. Friction coefficient vs. temperature for teflon and MoS₂ based inserts:

- 1- MoS₂, 0.73 kg/cm²;
- 2- MoS₂, 1.4; 3- teflon, 0.73;
- 4- teflon, 1.42 kg/cm²

Card 2/3

L 4932-66

ACC NR: AT5022684

3-4 minutes (0.75 kg/cm^2 , 6000 rpm). The wear at constant conditions (0.75 kg/cm^2 , 6000 rpm, 20C) was also measured over a period of 10-20 hours. It was found that MoS₂ and teflon-based inserts were worn at a rate of 0.19 and 11.0 $\mu\text{/km}$ respectively (0.53 and 0.25 kg/cm^2 load on inserts) while the bearing surfaces remained essentially unworn. The preliminary experiments were very encouraging and showed that lightly loaded solid lubricant inserts can substantially increase dry friction bearing life. Orig. art. has: 2 figures and 1 table.

SUB CODE: IL, MR/ SUBM DATE: 18May65

SC
Card 3/3

OVSEYENKO, V., agronom po zashchite rasteniy (Kalushskiy rayon, Ivano-Frankovskoy oblasti)

Predators of the Colorado beetle. Zashch. rast. ot vred. i bol.
10 no.1:46 '65. (MIRA 1965)

MEN'CHUKOV, Aleksandr Yevgen'yevich, inzh.; VSEYENKO, Vladimir
Vladimirovich, inzh.; B. TNIK, Nikolay Petrovich, inzh.;
ANASTASIYEV, P.I., red.; ERLOV, Yu.A., red.; MARION V,
G.Ye., tekhn. red.

[Preliminary planning of electric power transmission-line
routes] Predvaritel'nye izyskaniya trass linii elektropo-
redachi. Moskva, Gosenergoizdat, 1963. 222 p.

(MIRA 16:1)

Electric lines--overhead

OVSEYENKO, V.V., inzh.

Standardization of wooden poles for 35 kv., 110kv., and 220 kv.
overhead power transmission lines. Elek.sta. 34 no.2:73-78 P '63.
(MIRA 16:4)
(Electric lines--Poles and towers)

MOLDAVSKAYA, Ye.A., inzh; OVSEYENKO, V.V., inzh

Exploring a region of karst holes for the construction of a 220 kv.
electric power line. Elek.sta. 29 no.9:55-58 S '58.
(Electric power distribution--High tension) (MIRA 11:11)

OVSHEYENKO, V. V.

USSR/Electricity - Transmission, Power Poles Jan 52

"Some Problems in the Design of Four-Wire Transmission Lines," V. V. Ovseyenko Engr, "Teploelektroproyekt"

"Elektrichestvo" No 1, pp 30-34

Considers the following problems. Distances between wires of a 4-wire line of the poles of a 35-kv 3-phase 110-wire line, and new types of poles for line. Gives approx cost of a 4-wire 2 types of poles. Submitted 8 Sep

101T

OVSEYENKO, V. V.

PA 161T94

USSR/Metallurgy - Furnaces, Steel Mar 50
Smelting
Regulators, Electrode Feed

"On the Problem of Selecting Electrode Feed
Regulators for Steel Smelting Furnaces," V. V.
Ovseyenko, 1½ pp

"Prom Energet" No 3

Describes regulator invented by Soviet Engr
G. A. Lukashenko. Claims it is simpler and
less cumbersome than amplidyne regulator re-
cently tested by Cen Automatics Lab, Min of
Metallurgical Ind.

FDD

161T94

OVSHIN, A. V., 1912.

Electric Lines

Using split circuit ...
1912.

9. Monthly List of Russian Accessions. Library of Congress. ...

OVSEYENKO, Yu. G. (Novosibirsk)

"On the Motion of a Viscous Fluid Filling the Gap Between Two Rotating Spheres."

report presented at the First All-Union Congress on Theoretical and Applied Mechanics, Moscow, 27 Jan - 3 Feb 1960.

L 17243-63

BDS/EWT(1)/EPA(b)---AFFTC/ASD--Pa-4

ACCESSION NR: AP3005615

5/0110/63/000/004/0129/0139

AUTHOR: Ovsyenko, Yu. G. (Novocherkassk)

56

TITLE: MOTION of a viscous fluid between two rotating spheres

SOURCE: IVUZ. Matematika, no. 4, 1963, 129-139

TOPIC TAGS: hydrodynamics, differential equation, viscous flow, Navier-Stokes equation, Reynolds number

ABSTRACT: The author considers the steady-state motion of an incompressible viscous fluid between two concentric spheres turning about one axis with constant angular velocities. Assuming the motion of the fluid to be axisymmetric, he writes its equation in spherical coordinates in dimensionless variables. This problem reduces to solving a system of two nonlinear partial differential equations

$$\left. \begin{aligned} \frac{\partial u}{\partial x^2} + \frac{1-\tau^2}{x^2} \frac{\partial u}{\partial \tau^2} + \frac{2}{x} \frac{\partial u}{\partial x} + \frac{2\tau}{x^2} \frac{\partial u}{\partial \tau} - \frac{u}{x^2(1-\tau^2)} = \\ = \operatorname{Re} \left[\frac{1}{x^2} \frac{D(\theta; u)}{D(x; \tau)} - \frac{u}{2x^2(1-\tau^2)} \frac{D[x^2(1-\tau^2); \theta]}{D(x; \tau)} \right]; \end{aligned} \right\} (1)$$

where

$$L = \frac{\partial}{\partial x^2} + \frac{1-\tau^2}{x^2} \frac{\partial}{\partial \tau^2} + \frac{D(\tau; \eta)}{D(x; \tau)} = \frac{\partial \eta}{\partial x} \frac{\partial \eta}{\partial \tau} - \frac{\partial \eta}{\partial \tau} \frac{\partial \eta}{\partial x}, \quad \tau = \cos \theta,$$

Cont 1/3

L 17243-63

ACCESSION NR: AP3005615

$$LL\theta = \text{Re} \left[\frac{1}{\Delta^2} \frac{D(\theta; L\theta)}{D(x; \nu)} + \frac{L\theta}{x^2(1-\nu^2)} \frac{D[x^2(1-\nu^2)\theta]}{D(x; \nu)} + \frac{\nu}{x^2} \frac{D[x^2(1-\nu^2)\theta]}{D(x; \nu)} \right] \quad (2)$$

with boundary conditions (conditions of adhesion)

$$\left. \begin{array}{l} \text{for } x=1 \quad \theta = \sqrt{1-\nu^2}, \quad \frac{\partial \theta}{\partial r} = 0, \quad \frac{\partial \theta}{\partial x} = 0; \\ \text{for } x = \frac{r_1}{r_2} = a \quad \theta = \frac{\nu_2}{\nu_1} a \sqrt{1-\nu^2}, \quad \frac{\partial \theta}{\partial r} = 0, \quad \frac{\partial \theta}{\partial x} = 0. \end{array} \right\} \quad (3)$$

The author seeks the solution of (1), (2) in the form of a series in positive powers of Reynolds numbers

Card 2/3

I 17243 63

ACCESSION NR: AP3005615

$$u(x, \tau) = \sum_{n=1}^{\infty} \text{Re}^{-\lambda_n \tau} \sum_{m=1}^{\infty} a_{n,m}(x) P_{m-1}(\tau) \quad (4)$$

$$v(x, \tau) = \sum_{n=1}^{\infty} \text{Re}^{-\lambda_n \tau} \sum_{m=1}^{\infty} b_{n,m}(x) \sqrt{1-\tau^2} P_m(\tau) \quad (5)$$

This yields the desired solution for sufficiently small Reynolds numbers. Orig. art. has 33 formulas.

ASSOCIATION: none

SUBMITTED: 13Nov59

DATE ACQ: 27Aug63

ENCL: 00

SUB CODE: MM, AI

NO REF SOV: 001

OTHER: 001

Card 3/3

OVSEYENKO, YU. G. (Novocherkassk)

"On the motion of a viscous fluid between two rotating ellipsoids"

Report presented at the 2nd All-Union Congress on Theoretical and Applied Mechanics, Moscow 29 Jan - 5 Feb 64.

OVS.YENKO, Yu.G.

Stationary rotation of a sphere in a viscous liquid. Trudy
109:51-60 '60.

(Hydrodynamics)

ISSN 14:3.

NATALEVICH, V.K.; ABRAMOVICH, S.V., dots., otv. red.; SAVEL'YEV, G.I., st. prepodav., red.; QVSEYENKO, Yu.G., assist., red.; POGREBTSOVA, L.V., red. izd-va; NAUMOVA, Yu.A., tekhn. red.

[Course of lectures in the theory of functions of complex variables] Kurs lektsii po teorii funktsii kompleksnogo peremennogo. Novocherkassk, Redaktsionno-izdatel'skii ot-del NPI, 1962. 189 p. (MIRA 16:5)

1. Novocherkassk. Politekhnikheskiy institut. Kafedra vyshey matematiki. 2. Novocherkasskiy politekhnikheskiy institut (for Natalevich).
(Functions of complex variables)

24-1300

S/044/61/000, 010, 017, 021
C111/C222

AUTHOR: Ovseyenko, Yu.G.

TITLE: On the stationary rotation of a sphere in a tenacious fluid

PERIODICAL: Referativnyy zhurnal. Matematika, no. 10, 1961, 54,
abstract 10 B 247. ("Tr. Novocherk. politekhn. in-ta", 1960,
109, 51-60)

TEXT: The author investigates the axialsymmetric motion of an infinite
tenacious incompressible fluid caused by a sphere of the radius a which
rotates with a constant angular velocity ω . The author seeks a
solution independent of ν of the Navier - Stokes equations in the
spherical coordinates r, θ, φ with a series arrangement in terms of
powers of the Reynold's number

$$Re = \frac{a^2 \omega}{\nu} \text{ and the } \sin \theta .$$

The convergence of the successive approximations is proved ; the flow pattern
is considered in the first approximation.

[Abstracter's note : Complete translation.]

Card 1/1

OVSEYEVICH, I.A.

Transient processes in line systems with monotonically increasing
time characteristics. Sbor.nauch.rab. po prov. svyazi no.2:71-104 '53.
(MLRA 7:5)

(Electric lines) (Mathematical physics)

OVSEYEVICH, I. A

"Investigations of the Transient Processes in Linear Electrical Circuits
by Methods of Approximation." Cand Tech Sci, Inst of Automatics and Telemechanics,
Acad Sci USSR, Dec 54. (Vol. 20 Nov 54)

Survey of Scientific and Technical Dissertations Defended at U.S.R. Higher
Educational Institutions (11)

See: Sum. no. 521, Jun 55

FD-1449

USSR/Electricity

Card 1/1 : Pub. 41-3/17

Author : Ovseyevich, I. A. and Yaglom, A. M., Moscow

Title : Monotonic transient processes in homogeneous long lines

Periodical : Izv. AN SSSR, Otd. tekhn. nauk 7, 13-20, Jul 1954

Abstract : Established canonical form of propagation constant of homogeneous long lines in which the constant component of voltage or current is transmitted without attenuation and time functions have a monotonically increasing character. Shows that attenuation and phase (the latter correct to linear component) of such a line must be power functions of frequency with index between zero and unity. The obtained results are used for study of time functions possible for homogeneous lines. Ten references.

Institution :

Submitted : May 15, 1954

Ovseyevich, I. A.

1967-10-11

AUTHORS: Ovseyevich, I.A., Pinsker, M.S., Ordinary Members of the Society

TITLE: The Evaluation of the Permeability of a Transmission Channel the Parameters of which are Random Functions of Time (Otsenka pro-pusknoy sposobnosti kanala svyazi, parametry kotorogo yavlyayutsya sluchaynymi funktsiyami vremeni)

PERIODICAL: Radiotekhnika, 1967, Vol. 12, Nr 10, pp. 40 - 46 (USSR)

ABSTRACT: The theory given here solves the problem of the evaluation from below of the permeability of a channel without imposing any essential restrictions on the properties of the channel or on the static. Though the reasons for the change of channel properties as well as of their character can be different, their influence on the signal transmitted can, in most cases, be uniformly regarded as modulation of a signal of a random function of time. The scheme of a transmission channel with linear quadri-pole which has parameters changing according to time, can be replaced by an equivalent scheme where the linear quadripole has fixed parameters and the multiplier arranges modulation. The necessary definitions for the number of informations for the transmission velocity of informations as well as for the per-

Card 1/2

AUTHORS: Ovsyevich, I.A. Member of the Society
Pinsker, M.S. Member of the Society

TITLE: The Evaluation of the Transmissivity of Some Real Communicating Channels (Otsenka propusknoy sposobnosti nekotorykh real'nykh kanalov svyazi)

PERIODICAL: Radiotekhnika, 1958, Vol 13, Nr 4, Pt 15-25 (USSR)

ABSTRACT: The results previously obtained (Ref 4) are used and the transmissivity for the following cases is evaluated: 1.) For a real communication-channel with parameters fixed according to time ... equation (17). 2.) For a channel, the parameter modification of which according to time have the form of white noise ... equation (31). 3.) For a real channel, the "transfer factor" modifications according to time of which have the form of white noise ... equation (36). It is shown on the strength of examples that the results obtained are generalizations of the well known cases of E.D.Sunde (Ref 1) and J. Feinstein (Ref 3). The last chapter deals with the calculation of the approximated value for the transmissivity of the channel. The solution of this problem

Card 1/2

The Evaluation of the Transmissivity of Some
Real Communicating Channels

108 13-2 2/12

is here given for a special case, namely a case in which the parametric effect can be represented as a sequence of non-correlated random quantities which are distributed according to the normal law with a low degree of dispersion, whereas the noise in the channel is a Gaussian noise. There are 5 references 3 of which are Soviet.

SUBMITTED: June 10, 1957

AVAILABLE: Library of Congress

1. Communication systems—Applications 2. Channels—Transmission 3. Noise 4. Transmission—Mathematical analysis

Card 2/2

077.4-1-1-1979

AUTHORS: Ovseyevich, I.A. and Rinsker, M.S.
 TITLE: The Channel Capacity of a Multi-Channel Communication System
 (O propusknoy sposobnosti mnogoputevoy sistemy informatsii)

PERIODICAL: Izvestiya Akademii Nauk USSR, Otdeleniye Tekhnicheskikh Nauk, Energetika i Avtomatika, 1979, Nr 1, pp. 133-137 (USSR)

ABSTRACT: It is assumed that a signal $\xi(t)$ is a stationary process and that it is transmitted by means of n different linear channels. At the output of the i -th channel the signal is in the form of:

$$\eta_i(t) = \Phi_i \xi(t) + \zeta_i(t) \quad (1)$$

where Φ_i is a linear operator corresponding to the transfer function $\phi_i(\omega)$ of the i -th channel and $\zeta_i(t)$ is a stationary random process representing the noise in the i -th channel. The noise and the signal are not cross-correlated. The average rate of transmission of the information contained in a L -dimensional vector process $\eta(t)$ is given by Eq (2) (Ref 1 and 2); here, $f(\omega)$ denotes the spectral and reciprocal spectral

Card 1/3

NOV/24/50-1-10

The Channel Capacity of Multi-Channel Communication System

the terminating filters are expressed by Eq (10)
The authors thank A.A.Kharkovich for his interest in
this work and his advice. There are 4 Soviet
references one of which is translated from English.

SUBMITTED: 7th August 1950

Card 3/3

SOV. 74-5-10-178

AUTHORS: Orlov, V. I. A., Parakev, M. S. (Moscow)

TITLE: Optimum Linear Prediction and Correction for Signals Transmitted Via a Multiple-Path Route (Optimal'noye lineynoye predyskazheniye i korektsionnyye signaly pri peredache yego po mnogoputevnoy sisteme)

PERIODICAL: Izvestiya Akademii nauk SSSR, Otdeleniye tekhnicheskikh nauk. Energetika i avtomatika, 1979, No. 1, 11-17 (USSR)

ABSTRACT: The multiple paths may include entirely different transmission channels. The first section deals with systems optimal as regards the mean square deviation when the signal is a stationary random function with a spectrum and a correlation function that are used. The second section deals with random signals that are uncorrelated with the signal. The linear prediction systems and correction systems are associated with Eq. (1.1) and Eq. (1.2) respectively. The mean square deviation values are summarized in Eq. (1.3). Eq. (1.4) is the mean square deviation. Bekkoval's method is used for the mean square deviation and (1.6). (Spartan cases of the generalization of the linear prediction). The linear prediction systems are a condensed linear prediction system by the method of the authors it gives the mean square deviation of the signal at the output

Card 1/4

Optimum Linear Prediction via a Multiple-Path Route
Via a Multiple-Path Route

the i th channel. It is shown that if there is no feedback, the optimum filter to all channels, $E_{i,j}(z)$, is the same. It is shown that this result is a special case of a single-channel result. We also present a method for its transfer coefficient given by $E_{i,j}(z)$ with constant θ is defined by $E_{i,j}(z) = \theta$ with the more general case of which each channel has its own predictor. The optimum filter is shown to be the same for all channels, and the optimum filter is found as a function of the noise in the various channels. Then $E_{i,j}(z)$ is given at the foot of p. 11. The minimum is found by finding the least value of θ corresponding to a fixed value of the sum in $E_{i,j}(z)$. The value of θ is varied to find the absolute minimum of θ . This is the same as for a single-channel system of the form given in the equation appearing immediately below

Card 2/4

Optimum Linear Prediction and Correlation for Signals Transmitted
Via a Multiple-Path Route

Eq (1.14). In subsection 3 the noise in the different channels is assumed to be entirely independent. In a special subcase, which is one not likely to occur in practice, the condition at the top of p. 53 will be fulfilled. At this point the rigorous argument is abandoned (on account of mathematical difficulties), and resort is made to arguments such as that it is best to operate in major signal frequencies in spectral regions where the noise is minimal: a three-path system is dealt with in general terms in this way (Fig. 4). Subsection 4 deals with a two-path system, to which many of the restrictions encountered in the general argument are applicable. The second section deals with a system that is optimal in regards signal-to-noise ratio. The treatment is made so closely that used in standard treatments of signal-to-noise ratio; the effect of the prediction is not considered.

Card 3/4

Optimum Linear Prediction and Correction for Signal Parameters
Via a Multiple-Path Route

units on the signal-to-noise ratio in general, and each particular case must be considered separately. The paper contains 5 figures and 6 references, 2 of which are Soviet and 4 are English.

SUBMITTED: August 3, 1955.

Card 4/4

80955

S/024/60/000/03/018/028
E140/E463

6.9000

AUTHORS: Ovseyevich, I.A. and Pinsker, M.S. (Moscow)

TITLE: Predistorter and Correction in a Channel with Fading

PERIODICAL: Izvestiya Akademii nauk SSSR Otdeleniye tekhnicheskikh nauk Energetika i avtomatika 1960. Nr 3. pp 145-156 (USSR)

ABSTRACT: Previous studies of optimal linear predistortion and correction (Ref 1 to 5) have assumed fixed channel parameters. However, in short and medium waves long-distance UHF scatter propagation etc, the signal suffers from fading. Many channels of this type may be described as a simple single-ray channel with variable absorption. The fading frequency is very low compared with signal frequency. The random fading process is substituted by a random quantity with distribution coinciding with the one-dimensional distribution of real fading. Although this substitution causes a loss of ergodicity of the output signal, it is balanced by considering the random quantity representing the fading not as a simple random quantity but as an ergodic process. This model does not correspond to a general physical model of the channel although its results are valid even for more general

Card 1/3

80955
S/024/60/000/03/018/028
E140/E463

Predistorter and Correction in a Channel with Fading

channels. It is assumed that the fading distribution is Rayleigh, which corresponds to physical models of single-ray and multi-ray channels where the amplitudes and delays are independent random quantities. Various types of optimization are then considered. Optimization for minimum mean-square deviation of transmitted message from that received with fixed predistortion and corrector. Linear coding of the messages is assumed. The linear coding network is termed redistorter. The output signal is decoded into the output message by a linear circuit termed corrector. For a given mean output signal power, the problem is to find the predistorter and corrector which minimize the mean-square deviation of the received message from the transmitted one. Next optimization with a variable corrector as in Price and Green (Ref 8) is considered. The corrector parameters are varied in accordance with data on fading obtained during the course of operation. A system with a feedback channel from the receiver to the transmitter is then considered where adjustment of

Card 2/3

86879

S. 108/30
RC 108B39

69000 (also 1344)

AUTHORS: VSEKHUCH, I. A. Member of the Society, Institute of the Academy of Sciences of the USSR
Member of the Society

TITLE: The Throughput of Channels with Direct and Selective Fading

PERIODICAL: Radiotekhnika i Elektronika, Vol. 31, No. 12, 1986, pp. 2304-2308

TEXT: The authors calculated the throughput of channels for the cases of strong and weak frequency independent fading. The results may be generalized to selective fading and to fed-back channels. In contrast to previous publications, restrictions on white background is not necessary. The throughput C of an arbitrary channel with η is a function of η .

* η is the ratio of the average power of the input signal to the average power of the noise.

constants depend on the direct and indirect waves. The authors also calculated the throughput of channels with η and η .

* Proprietary specification carrying capacity

Card 1/4

86179

The output of Channel A is ...
Select v. Pading

86179
86179

$$f(\omega) = \frac{1}{\pi} \int_{-\omega}^{\omega} f(\omega') d\omega'$$

distribution density of the vector \vec{r} ...
is the spectral bandwidth density; ω is the bandwidth;

$$h^2(\omega, \vec{r}) = |a_0 \exp(i\omega t_0) + \sum_{i=1}^n a_i \exp(i\omega t_i)|^2$$

of the quantity $h^2(\omega, \vec{r}) = \frac{1}{\sigma^2} \exp\left(-\frac{(\omega - \omega_c)^2}{\sigma^2}\right) I_0\left(\frac{2\sqrt{b}(\omega - \omega_c)}{\sigma}\right)$
the zero order modified Bessel function of the first kind; I_0 is the zero
intensity of the indirect signals; may, in the case of strong Rayleigh
fading, be restricted to $I_0\left(\frac{2\sqrt{b}(\omega - \omega_c)}{\sigma}\right) \approx \frac{1}{\sigma^2} \exp\left(-\frac{(\omega - \omega_c)^2}{\sigma^2}\right)$
problem $\frac{1}{\sqrt{2\pi}\sigma} \exp\left(-\frac{(\omega - \omega_c)^2}{2\sigma^2}\right)$ in the case of weak fading (Gaussian

Card 2, 4

86E79

Throughput of Channels with Fading and Selective Fading

S. M. COHEN, I. A. OVSHEYEVICH, and M. S. PINSKER, BELL LABORATORIES

Equation (4), $x^2 + x e^x - x^2 = 0$, $x = 1 - \int_0^{\infty} (e^{-z} - e^{-\lambda z}) dz$; and λ is an arbitrary constant which was given by E. S. Tsybakov, is solved by asymptotic approximation according to I. A. Ovsheyevich and M. S. Pinsker, in order to determine the optimum spectral density, $f_{opt}(\omega)$, of the input signal in the case of strong fading. For the throughput, $C = \sum_{i=1}^{m-1} F_i \cdot \dots$, obtained F_i denotes the bandwidth of the i th section and m is the number of sections into which the channel is divided. Because $f_{opt} \ll a_i$ in the inner integral of \dots one may omit the $|a_i - a_j|$ terms in the denominator of the second-order approximation of the optimum $f_{opt}(\omega)$ in the case of wide

$$\text{Thus } C \approx \frac{1}{2\pi} \int_0^{\infty} \left\{ \log \frac{\lambda a_j^2 \cdot \dots}{f_{opt}(\omega)} - \dots \right\} \left[\frac{\lambda (a_0^2 \cdot \dots - 1)}{\lambda a^2 (a_0^2 \cdot \dots - 1)} \right] \dots$$

Card 3, 4

9-879

Throughput of Channels with Selective Fading

S. G. GORODENKO
B. G. BOGOLUBOV

obtained when $\lambda = \frac{P_s}{P_n} \cdot \frac{1}{W} \cdot \int_{R} p(\nu) d\nu$ and $I_s = \int_{R} f_{ff}(\omega) d\omega$. All these formulas may be generalized to selective fading by substituting $\lambda = \frac{P_s}{P_n} \cdot \frac{1}{W} \cdot \int_{R} p(\nu) d\nu$ for $\lambda = \frac{P_s}{P_n} \cdot \frac{1}{W}$. In calculating I_s for a given ν , the optimum $f_{ff}(\omega)$ is chosen for a given ν because of the maximum optimum conformity of the spectral signal density with the channel situation. This is in contrast to (2).

$$I_s = \frac{1}{2\pi} \int_{R} p(\nu) d\nu \left\{ \sup_{f_{ff}(\omega)} \int_{W_1} \log \left[1 + \frac{\nu^2 f_{ff}(\omega)}{f_{ff}(\omega)} \right] d\omega \right\}$$

If the optimum $f_{ff}(\omega)$ is analogous to the case of non-feedback channels. The following relation results for optimum $f_{ff}(\omega)$:

$$\lambda = \frac{1}{2\pi} \int_{R} p(\nu) d\nu \sum_{i=1}^n \int_{W_1} \log \frac{\lambda \nu^2}{f_{ff}(\omega)} \cdot \lambda = \frac{P_s \cdot P_n \cdot \nu^2}{W}$$

and 4 references: 1) Soviet and 2) US
 SUBMITTED: March 28, 1960
 Card 4/4

27666

S/024/61/000/004/024/025

E140/E135

10.4000 (1031, 1132, 1329)

AUTHORS: Ovseyevich, I.A., and Pinsker, M.S. (Moscow)

TITLE: The transmission capacity of a multi-path system

PERIODICAL: Izvestiya Akademii nauk SSSR, Otdeleniye tekhnicheskikh nauk, Energetika i avtomatika, 1961, No.4, pp.208-210

TEXT: The capacity of a system in which a single message is transmitted over n paths is calculated on the basis of output signal formation by a mechanism similar to that in multi-ray transmission of radio waves. For $n = 1$ the problem was investigated in detail by B.S. Tsybakov (Ref. 1: Radiotekhnika i elektronika, 1959, Vol. IV, No.9). The fading in each channel is assumed dependent on that in the other channels, while the respective noises are independent. The rate of transmission of information over a channel with random fading is equal to the rate of transmission of information for a channel with fixed fading, averaged for all possible values of fading. Assuming Rayleigh fading and Gaussian input signal, an expression is found which can be expressed in simple form only for white noise. The solution can be modified to express uncorrelated fading.

X


Card 1/2

OVSEYEVICH, I.A. (Moskva); PINSKER, M.S. (Moskva)

Optimum linear pre-emphasis and compensation. Izv. AN SSSR. Tekh.
kib. no.5:54-61 S-0 '63. (MIRA 16:12

OVSEYEVICH, I.A.

Carrying capacity of a multipath system. Probl. pered. inform.
no.14:43-58 '63.
(MIRA 14:11)



L 22307-66 EWT(d)/FSS-2

ACC NR: AP6005862

SOURCE CODE: UR/1406/65/001/003/0039/0047

AUTHOR: Ovseyevich, L. A.

ORG: None

44
42
B

TITLE: The matching of a vector source with a vector channel by means of linear coding and transposition of spectra

SOURCE: Problemy peredachi informatsii, v. 1, no. 3, 1965, 39-47

TOPIC TAGS: probability, communication coding, coding evaluation

ABSTRACT: The author describes a method for matching the vectors of the source and the channel with a piecewise-weighted mean-square criterion of reproduction probability. This method, which includes optimal linear coding (pre-distortion and correction) and optimal transposition of the frequency bands of the components of the vector communication, proves to be the best in the class of possible linear transformations. It provides a frequency-weighted mean-square deviation no greater than at any other linear methods of coding and transposition. A procedure is presented for finding the optimal characteristics of the coder and decoder with correlated components of the vectors of communication and noise and in the presence of linear distortions in the channel. Author thanks M. S. Card 1/2

UDC: 621.391.18


L 22307-66

ACC NR: AP6005862

Pinsker and R. L. Dobrushin for valuable advice and comments. Orig. art. has: 22 formulas. ~

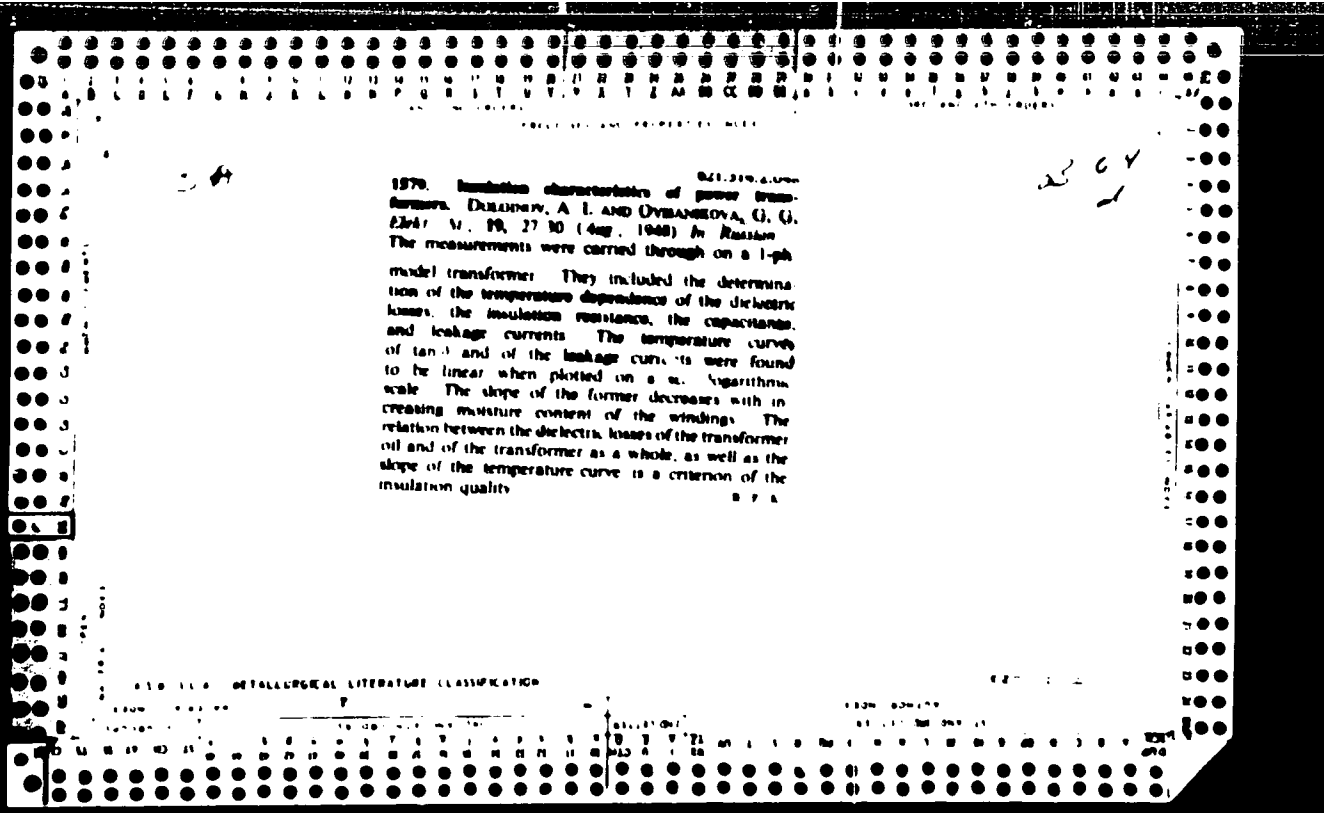
SUB CODE: 09, 17 / SUBM DATE: 11May66 / ORIG REF: 004

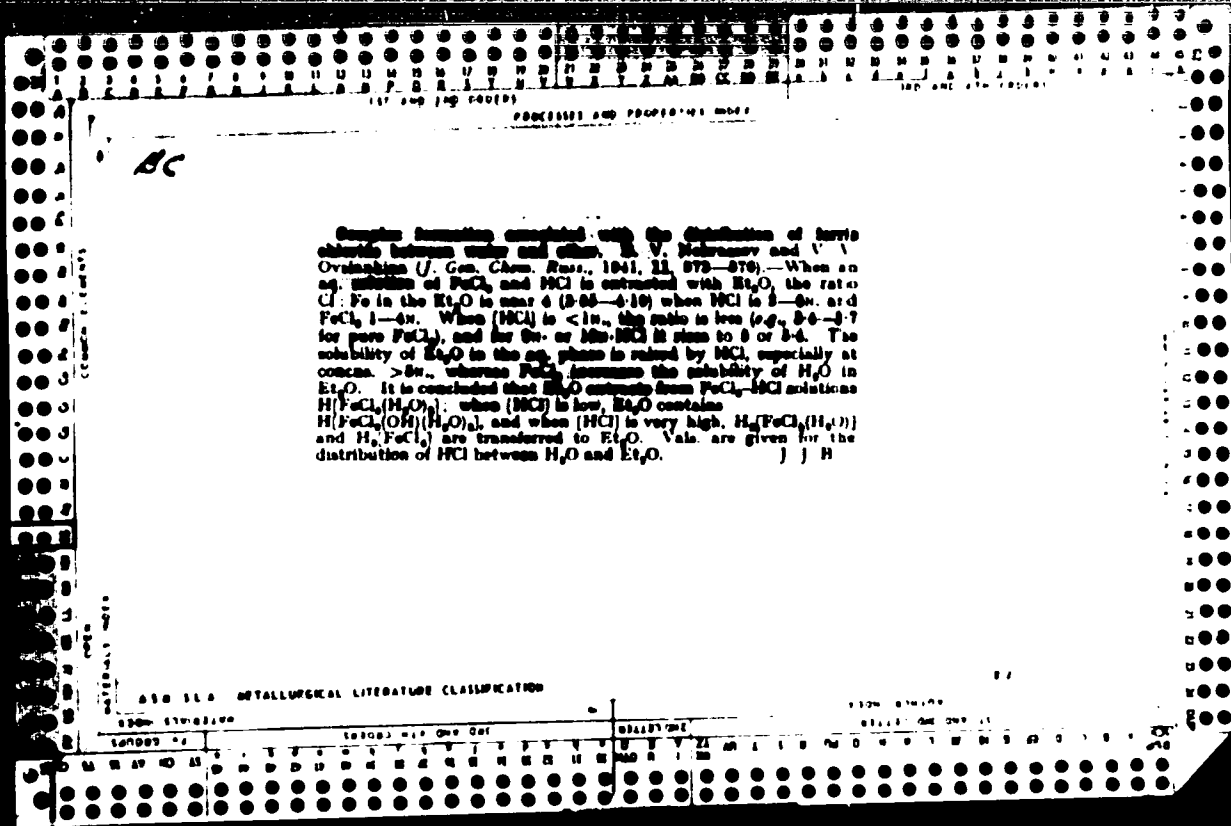
Card 2/2 not



OVSHINNIKOV, A.M.

Prominent foci of underground water discharge on the Russian
Platform. *Biul.MOIP.Otd.geol.* 31 no.3:111-112 My-Je '56.
(Water, Underground) (MLRA 9:12)
(Russian Platform--Artesian wells)







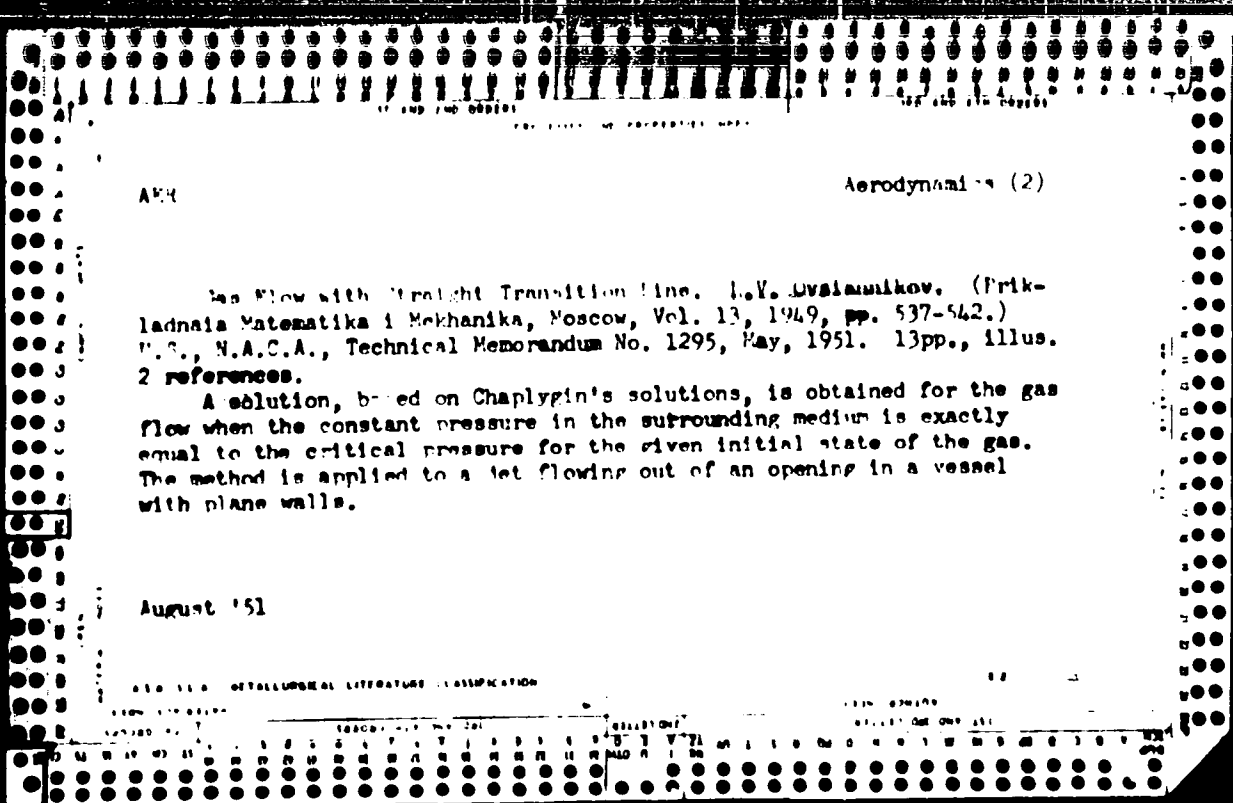
WSI...

Poznan...
...
...

SO: ...



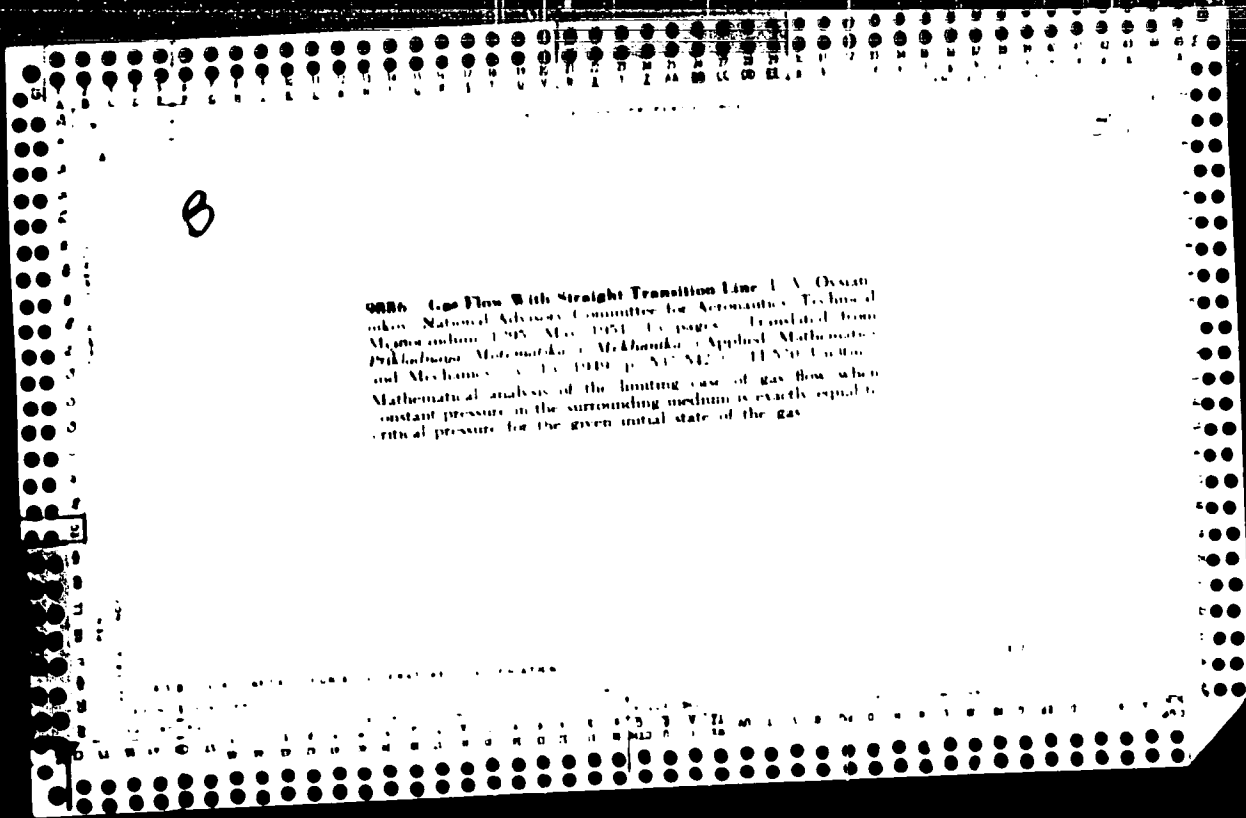




Ind. Aero.

Mechanics of Fluids.

Ovsiannikov, L. V. Gas Flow with Straight Transition Line. Prikl. Mat. Mekh.
(Appl. Math. & Mech.) 13, 537-542, 1941.



Gas Flow With Straight Transition Line L. V. Ovsyan
National Advisory Committee for Aeronautics, Technical
Memorandum, 1945, May, 1951, 13 pages. Translated from
*Prilozhenie Matematika i Mekhanika i Applied Mathematics
and Mechanics*, v. 1, 1949, p. 51-62. U.S. Patent
Mathematical analysis of the limiting case of gas flow when
constant pressure in the surrounding medium is exactly equal to
critical pressure for the given initial state of the gas.

1970, 1971, 1972.

Podonov, I. A. "Metody resheniya zadach matematicheskoi mekhaniki, 1970, 1971, 1972, p. 131-132."

Title tr.: Gas flows in struts of trapezoidal form.

1970, 1971, 1972.

SC: Aeronautical Sciences and Aviation in the Soviet Union, Library of Congress, 1971.


CHONCHNYI KNOV, B. N.

LENAKOTVENNYE KOSTERYA... RSFSR: LENA...
RUDKIN I... RSFSR: LENA...
The RSFSR: LENA...
I B. N. CHONCHNYI KNOV...
PAGE: "..."

VOL. 11, No. 1

La novina tehnich. Iz obozretel'nykh organizatsii Upravleniya po Z. P. 10
techniques; experience of the Party organization of the U.S.S.R. Hermitage
Moskva, Mashtab, 1961. 60 p.

SO: Monthly List of Russian Accessions, Vol. 11 No. 1 May 1961.



OVSISHCHER, Petr Il'ich; KOCHKINA, Nadezhda Nikolayevna; SHATS, S.Ya.,
kand. tekhn. nauk, retsenzent; MARTYNOV, A.P., inzh., retsenzent;
SUKHOMEKHOV, V.P., nauchnyy red.; CHICHKANOVA, V.S., red. izd-va;
KONTOROVICH, A.I., tekhn. red.; KRYAKOVA, D.M., tekhn. red.

[Handbook on transistor diodes and triodes] Spravochnik po polu-
provodnikovym diodam i triodam. Leningrad, Gos. soiznoe izd-vo
sudostroitel. promyshl., 1961. 239 p. (MIRA 14:8)
(Transistors—Handbooks, manuals, etc.)

DUSHUTIN, Yu.; KORCHAGIN, V., kand. tekhn. nauk; PAPE, E.;
SKRYPNIK, A.; YEVTUSHENKO, I.; OVSII, I.

Exchange of experiences. Mias. ind. SSSR 34 no. 5:42-47
'63. (MIRA 16:11)

1. Volgogradskiy myasokombinat (for Dushutin).
2. Odesskiy tekhnologicheskii institut pishchevoy i kholodil'noy promyshlennosti (for Korchagin).
3. Semipalatinskii myasokombinat (for Pape).
4. Leningradskiy ordena Trudovogo Krasnogo Znameni myasokombinat im. S.M. Kirova (for Skrypnik).
5. Taganrogskiy myasokombinat (for Yevtushenko).
6. Vinnitskiy myasokombinat (for Ovsii).

OVSIX, I. _

It is advantageous to accept beef cattle from suppliers without deductions
from live weight. Mias.ind. SSSk 33 [1.e.34] no.2:43-44 '63.
(MIA 16:4)

1. Vinnitskiy myasokombinat. (Industrial procurement)
(Meat industry)

OVSIY, I.; NESTERUK, V.

Chilling hog carcasses before skinning. *Mias.ind.* SSSR 34 no.1:52 '63.
(MIRA 16:4)

1. Vinnitskiy myasokombinat.
(Slaughtering and slaughterhouses)

OVSIIY, Yu.Ye. (Poltava, ul. Frunze, d.33, kv.3)

Case of profuse bleeding from a gastric ulcer in the cardiac section. Klin. khir. no.10:71 0 '62. (MIRA 16:7)

1. Khirurgicheskoye otdeleniye (zav.- Yu.Ye. (vsy) otdelenniyeskiy bol'nitsy st. Poltava.
(STOMACH—ULCERS) (HEMORRHAGE)

OVSII, I.

Utilization of pig jowls. Meas. ind. SSSR 29 no.1:45-46 '58.
(MIRA 11:3)

1. Vinnitskiy myasokombinat.
(Pork)

CHERNYAVSKIY, M., inzh.; ZELENI, P., inzh.; GAMOV, L., inzh.; BURYUKOVICH, D.,
inzh.; OVSEYENKO, B., inzh.

Mesh-reinforced concrete goes into production. Stroitel' 8 no.5:5-6
My '62. (MIRA 15:7)

(Precast concrete)