ternal structure. The lower part is composed of basic volcanic rock and small intrusions of the same composition. The middle part is composed of volcanic and sedimentary rock and the upper part is of sedimentary rock. The first Archeian level is composed of deeply metamorphized sedimentary and magmatic rocks represented by variegated metamorphized gneisses, as well as micaceous and ferruginous quartzites and schists, phyllites and marbles. The absolute age of the feldspares, determined by the argon method, was fixed at about 1150 million years. The primary sedimentary rocks from which the feldspares were formed, must have been of much greater age. The thickness of this level is about 5,000 m. The second Proterozoic (Rifeian) level is composed in its lower part of basic volcanic rocks and of small gabbroid intrusions which in some places are transformed into amphibolites. The middle and upper parts of this level are composed of sedimentary rocks, mainly phyllites and quartzite schists. Magmatic plutonic rocks are also widely

SOV/11-59-8-6/17

The Main Tectonic Structures of the Urals and Their Origin

spread in this level. The absolute age of granites from the Berdyaush region was fixed at about 990 million years; the general thickness of this level is 8,000 to 12,000 m. The third, Paleozoic structural level is separated from the Proterozoic by a series of stratigraphic disturbances and angular unconformities. On the western slope of the Urals, this level is composed of sedimentary rocks and on the eastern slope it is composed of terrigenous and tufaceous rocks in its lower part; mainly volcanic rocks in its middle part (Silurian - Middle Devonian formations) and of mainly sedimentary rocks in its upper part (Upper Devonian - Permian formations). Plutonic magmatic rocks of ultrabasic and basic composition are also widely spread in this level, along with volcanic rock. Moreover, this level is divided by stratigraphic disturbances and angular unconformities into eight sublevels comprising complexes of rocks of different age stretching from the Lower-Paleozoic age up to the Upper Paleozoic age. The general

Card 3/5

SOV/11-59-8-6/17

The Main Tectonic Structures of the Urals and Their Origin

thickness of the level is 5,000 to 10,000 m. Rocks of the fourth, Lower Mesozoic level are associated with narrow depressions of longitudinal orientation (up to 3 km deep). The lower part of this level is composed of basic and, in some parts, of acid volcanic rocks, and the upper part is of terrigenous and coal bearing rock strata. The whole level (2,000 - 3,000 m thick) is also separated from the Paleozoic level by a series of stratigraphic disturbances and angular uncomformities. In general, its tectonic structure is very similar to that of the preceding level. Each of these levels has its own folding system and its own intrusive stage. Taking into account the structural sublevels, the number of phases of tectonic movements of the Urals can be fixed at twelve. Giving a detailed description of the eight main tectonic structures disposed latitudinally from west to east, the author thinks that the lower Archeian level of the Urals can be considered as crystalline formation equivalent to that of the Russian Plateau but broken

Card 4/5

SOV/11-59-8-6/17

The Main Tectonic Structures of the Urals and Their Origin

up into many blocks by plutonic disturbances presumably at the beginning of the Proterozoic period, when the Urals geosyncline was formed. At the end of the Proterozoic period, this geosyncline was again divided into a series of local geoanticlines and geosynclines which gradually shrunk during the Paleozoic and Lower Mesozoic periods, and completely disappeared at the beginning of the Cretaceous period. Since that time the whole Urals region has developed as a plateau. There is 1 map.

ASSOCIATION: Gorno-geologicheskiy institut Ural'skogo filiala AN SSSR, Sverdlovsk (Mining-Geological Institute of the Ural Branch of the AS USSR, Sverdlovsk)

SUBMITTED: November 24, 1958

Card 5/5

MALAKHOVA, N.P.; PRONIN, A.A., doktor geol.-min.nauk, ovt.red.;
IZMODENOVA, L.A., tekhn.red.

[Tournai stage in the northern and central Ural Mountain region] Turneiskii iarus Severnogo i Srednego Urala. Sverdlovsk, 1959. 102p. (Akademiia nauk SSSR. Ural'skii filial, XX Sverdlovsk. Gorno-geologicheskii institut. Trudy, no.38)
(MIRA 13:2)
(Ural Mountain region--Geology, Stratigraphic)

PRONIN, A.A.

Geological works of the Ural Branch of the Academy of Sciences of the U. S. S. R. during the 25 years of its activity. Trudy Gor.-geol. inst. UFAN SSSR no. 32:5-13 '59. (MIRA 14:5)
(Geology)

PRONIN, A.A.

Epochs and paleotectonic zones of the Carboniferous coal accumulation in the Urals. Trudy Gor.-geol. inst. UFAN SSSR no. 32:235-237 '59. (MIRA 14:5)

(Ural Mountains--Coal geology)

OVCHINNIKOV, Lev Nikolayevich; PRONIN, A.A., doktor geol.-min.nauk, ovt.red.; FAVORSKAYA, A.P., red.izd.va; IZMODENOVA, L.A., tekhn.red.; PUCHKOVA, N.M., tekhn.red.

[Contact-metasomatic deposits in the Central and Northern Urals] Kontaktovo-metasomaticheskie mestorozhdeniia Srednego i Severnogo Urala. Sverdlovsk, 1960. 494 p. (Akademiia nauk SSSR. Ural'skii filial, Sverdlovsk, Gornogeologicheskii institut. Trudy, no.39). (MIRA 13:10)

(Ural Mountains—Ore deposits)

TARAKANOVA, YEVGENIYA IVANOVNA; PRONIN, A.A., prof., doktor geol.-mineral. nauk, otv.red.; EBERGARDT, M.S., red.izd-va; SEREDKINA, N.F., tekhn,red.

[Atlas of coal of the Turgay coal-bearing province] Atlas uglei Turgaiskoi uglenosnoi provintsii. Sverdlovsk, 1960. 153 p. (Akademiia nauk SSSR. Ural'skii filial, Sverdlovsk. Gorno-geologicheskii institut. Trudy, no.53) (MIRA 14:7)

(Turgay tableland--Coal geology)

PRONIN, Aleksandr Alekseyevich; GORSKIY, I.I., otv.red.; SEMENOVA, Ye.A., red. izd-va; BLEYKH, E.Yu., tekhn.red.

[Carboniferous in the eastern slope of the Central Urals] Karbon Vostochnogo sklona Srednego Urala. Moskva, Izd-vo Akad.nauk SSSR, 1960. 228 p. (Akademiia nauk SSSR. Ural'skii filial, Sverdlovsk. Gorno-geologicheskii institut. Trudy, no.36) (MIRA 13:12)

1. Chlen-korrespondent AN SSSR (for Gorskiy).
(Ural Mountains--Geology)

PRONIN, A.A.

Basic characteristics of the paleogeography and paleotectonics of the Carboniferous coal accumulation of the eastern slope of the urals. Trudy Gor.geol.inst.UFAN SSSR no.6:23-42 '60. (MIRA 14:10)

(Ural Mountains—Coal geology)

PRONIN, A.A.

Lower Vise (Rzhevskaya) metallogenetic phase in the Urals. Zakon.razm.polezn.iskop. 3:364-379 '60. (MIRA 14:11)

1. Gorno-geologicheskiy institut Ural'skogo filiala AN SSSR.
(Ural Mountain region--Ore deposits)

PRONIN, A.A.

Pre-Cambrian in the eastern slope of the Central Urals.
Trudy Gor.-geol. inst. UFAN SSSR no.51:3-13 '60.
(MIRA 13:9)
(Ural Mountains--Geology, Stratigraphic)

PRONIN, A.A.

Carboniferous stratigraphy of the eastern slope of the Central Urals. Trudy Gor.-geol. inst. UFAN SSSR no.51:23-45 '60. (MIRA 13:9)

(Ural Mountains—Geology, Stratigraphic)

MALAKHOVA, Nadezhda Petrovna; MALAKHOV, Anatoliy Alekseyevich; PRONIN, A.A., doktor geol.-min.nauk, otv.red.; SEREDKINA, N.F., tekhn.red.

[Moskovian and Gzhelian stages of the Central Urals] Moskovskii i gzhel'skii iarusy srednego Urala. Sverdlovsk. 1961. 84 p. (Akademiia nauk SSSR. Ural'skii filial, Sverdlovsk. Gorno-geologicheskii institut. Trudy, no.59). (MIRA 15:11)

(Ural Mountains--Geology, Stratigraphic)

PRONIN, A.A.

Principal metallogenetic epochs and ore formations of the Urals. Zakonom. razm. polezn. iskop. 5:130-158 '62. (MIRA 15:12)

1. Gorno-geologicheskiy institut Ural'skogo filiala AN SSSR.
(Ural Mountains--Ore deposits)

PRONIN, A.A.

Geotectonic basis of the metallogeny of the Urals. Trudy Gor.-geol. inst. UFAN SSSR no.58:3-77 '62. (MIRA 15:12)
(Ural Mountains—Ore deposits)
(Ural Mountains—Geology, Structural)

PRONIN, Aleksandr Alekseyevich

[Basic characteristics of the history of the tectonic development of the Urals; Variscite cycle] Osnovnye cherty istorii tektonicheskogo razvitiia Urala; varistsiiskii tsikl. Moskva, 1965. 159 p. (MIRA 18:12)

SERGOVANTSEV, V.T., kand.tekhn.nauk; YURASOV, V.V., kand.tekhn.nauk; ALUKER, Sh.M., kand.tekhn.nauk; ANDRIANOV, V.N., doktor tekhn. nauk; ASTAF'YEV, N.N., kand.tekhn.nauk; BUDZKO, I.A., akademik; BYSTRITSKIY, D.N., kand.tekhn.nauk; VEYALIS, B.S., kand.tekhn. nauk; GIRSHBERG, V.V., inzh.; GORSHKOV, Ye.M., inzh.; GRICHEVSKIY, E.Ya., inzh.; ZAKHARIN, A.G., doktor tekhn.nauk; ZLATKOVSKIY, A.P., kand.tekhn.nauk; IOSIPYAN, S.G., inzh.; ITSKOVICH, A.M., dotsent; KAUFMAN, B.M., inzh.; KVITKO, M.N., inzh.; KORSHUNOV, A.P., inzh.; LEVIN, M.S., kand.tekhn.nauk; LOBANOV, V.N., dotsent; LITVINENKO, A.F., inzh.; MERKELOV, G.F., inzh.; PIRKHAVKA, P.Ya., kand.tekhn.nauk; PRONNIKOVA, M.I., kand.tekhn.nauk; SMIRNOV, B.V., kand.tekhn.nauk; FATYUSHENKO, S.G., inzh.; KHODNEV, V.V., inzh.; SHCHATS, Ye.L., kand.tekhn.nauk; EBIN, L.Ye., doktor tekhn.nauk; ENTIN, I.A., kand.tekhn.nauk; SILIN, V.S., red.; SMELYANSKIY, V.A., red.; BALLOD, A.I., tekhn.red.; SMIRNOVA, Ye.A., tekhn.red.

[Handbook pertaining to the production and distribution of electricity in agriculture] Spravochnik po proizvodstvu i raspredeleniiu elektricheskoi energii v sel'skom khoziaistve. Moskva, Gos.izd-vo sel'khoz.lit-ry, 1959. 900 p. (MIRA 13:2)

1.Vsesoyuznaya akademiya sel'skokhozyaystvennykh nauk imeni V.I.Lenina (for Budzko).

(Rural electrification)

PRONIN, Aleksey Alekseyevich, kand.istor.nauk; LAVROV, N.M., red.

[Independent India] Nezavisimaia Indiia. Moskva, Izd-vo VPSh i AON pri TsK KPSS, 1959. 101 p. (MIRA 13:5)
(India--Politics and government)
(India--Economic conditions)

S/032/61/027/003/023/025
B101/B203

AUTHORS: Andreyev, O. N. and Pronin, A. D.

TITLE: Exchange of experience

PERIODICAL: Zavodskaya laboratoriya, v. 27, no. 3, 1961, 356

TEXT: The authors designed a device for measuring the deformation of specimens in tests for heat resistance by centrifuging. Fig. 1 shows the diagram. By means of six bearings displaced in pairs relatively to each other by 120° on link joints, the device can easily rotate and move vertically on the shaft (d = 50 mm) of the centrifugal machine. The device is used to measure the deformation of specimens with d = 4 mm and l = 65 mm with the use of a loading weight, and l = 95 mm without a weight. Depending on the specific gravity of the alloy tested, one specimen weighs between 4 and 10 g. The deformation is measured with an accuracy of 0.1 mm at the end of the loading weight, or in the center of the specimen, the slide gage being applied so that the deviation from zero position (vertical position) is measured. A slide gage with an accuracy of measurement of up to 0.05 mm can be attached to the device. The device can be

Card 1/2

Exchange of experience

S/032/61/027/003/023/025
B101/B203

used to measure the deformations of various materials; its handling is simple. There are 2 figures and 1 Soviet-bloc reference.

ASSOCIATION: Institut metallurgii im. A. A. Baykova Akademii nauk SSSR (Institute of Metallurgy imeni A. A. Baykov of the Academy of Sciences USSR)

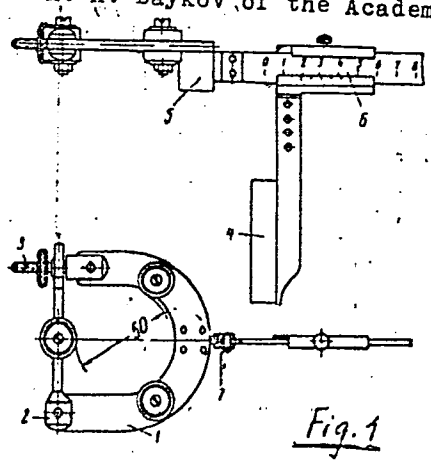

Fig. 1

Legend to Fig. 1: 1) Clamp; 2,3,7) fork; 4) adjoining rail; 5) link block; 6) slide gage.

Card 2/2

S/032/62/028/001/015/017
B116/B108

AUTHOR: Pronin, A. D.

TITLE: Device for automatic control of deformation of rotating samples

PERIODICAL: Zavodskaya laboratoriya, v. 28, no. 1, 1962, 113 - 114

TEXT: The device developed at the author's institute (see below) permits automatic measurement of deformations in samples tested by a centrifugal technique (I. I. Kornilov. Izvestiya AN SSSR, no. 4 (1959)). The deformations are visually and automatically recorded, and the picture that is taken of the deformed sample is developed automatically. The sample is illuminated from a pulsed-light source. The device is useful for controlling samples in vacuo and in inert gases. It operates as follows (Fig.): The automatic command III switches on the СД-2 (SD-2) motor 5 by means of the contact K_2. The motor drives the eccentric 11 by way of the reducing gear 7, and the distributor drum 3 by way of the worm drive 9. The eccentric 11 connected to switch 10 turns on the signal lamp $Л_3$ (L_3)

Card 1/3

every 1/24 rad of distributor drum turn (when controlling 24 samples). The light beam from the signal lamp strikes the photocell through the bore in the synchronizer disk 4 when the sample is in the field of view of the recorder IV. The electric pulse produced in the photocell starts the circuit V. The transmission of the gear 7 is chosen such that the capacitor C_3 is charged up to the working potential during one turn of the eccentric. After exposure, the eccentric 11 closes the other pair of contacts in switch 10. The conveying device 2 is switched on, and the next film is ready to be taken, whereupon the procedure is repeated. In visual observations of deformations, the distributor drum 3 and the eccentric 11 are operated by hand at the knob 6. The number of rotations of the shaft I of the centrifugal unit is controlled by an electronic frequency meter. There are 1 figure and 3 Soviet references.

ASSOCIATION: Institut metallurgii im. A. A. Baykova (Institute of Metallurgy imeni A. A. Baykov)

Device for automatic control... S/032/62/028/001/015/017
B116/B108

Figure. Diagram of automatic deformation meter.
Legend: (I) shaft of centrifugal unit, (II) distributor, (III) automatic command, (IV) recording apparatus, (V) light source circuit, (VI) circuit of electronic tachometer. (1) sample, (2) conveying device, (3) distributor drum, (4) synchronizer disk, (5) motor, (6) handle, (7) reducing gear, (8) locking mechanism, (9) worm gear, (10) switch, (11) eccentric.

Card 3/4 3

PRONIN, A. D.

Apparatus for the automatic control of deformations of rotating test pieces. Zav.lab. 28 no.1:113-114 '62. (MIRA 15:2)

1. Institut metallurgii im. A. A. Baykova.
(Testing machines)

PRONIN, A.F., kand.sel'skokhozyaystvennykh nauk, dotsent

Methods for determining the suitability of agricultural machinery for various zones. Izv. TSKHA no.3:97-108 '61. (MIRA 14:9)
(Agricultural machinery)

PRONIN, A. F.

USSR (600)

Agriculture

Seeding and planting machinery. Moskva, Gos. izd-vo selkhoz lit-ry, 1951.

Monthly List of Russian Accessions, Library of Congress, September 1952. Unclassified.

PRONIN, A. F.

USSR (600)

Agriculture

Machines and implements for the cultivation of crops. Moskva, Gos. izd-vo selkhoz lit-ry, 1951.

Monthly List of Russian Accessions, Library of Congress, S eptember 1952, Unclassified.

PRONIN, A. F.

The Committee on Stalin Prizes (of the Council of Ministers USSR) in the fields of science and inventions announces that the following scientific works, popular scientific books, and textbooks have been submitted for competition for Stalin Prizes for the years 1952 and 1953. (Sovetskaya kultura, Moscow, No. 22-40, 20 Feb - 3 Apr. 1954)

Name	Title of Work	Nominated by
Sokolov, N. S. Yarkov, S. P. Chizhevskiy, M. G. Cherkasov, A. A. Shestakov, A. G. Gulyakin, I. V. Peterburgskiy, A. V. Troitskiy, A. N. Luk'yanyu-, V. I. Savzdarg, E. E. Trofimovich, A. Ya. Kuznetsov, V. S. Kudryavtsev, N. Ye. Pronin, A. F. Alekhin, N. V. Sachli, S. N.	"Elements of Farming" (textbook)	Moscow Agricultural Academy imeni K. A. Timiryazev

SO: W-30604, 7 July 1954

PRONIN, Ardalion Fedorovich; PENKIN, Mikhail Alekseyevich; GAVRILOV, F.P., redaktor; PAVLOVA, M.M., tekhnicheskiy redaktor.

[Mechanization and electrification of agriculture] Mekhanizatsiia i elektrifikatsiia sel'skogo khoziaistva. Moskva, Gos. izd-vo selkhoz. lit-ry, 1955. 550 p. (Uchebniki i uchebnye posobiia dlia sel'skokhoziaistvennykh tekhnikumov). (MLRA 9:4)

(Electricity in agriculture) (Agricultural machinery)

PRONIN, Ardal'on Fedorovich, ROOSTALU, L [translator]; OKA, [illegible], red.

[Agricultural machines] Põllumajanduslikud masinad. Tallinn, Eesti Riiklik Kirjastus, 1964. 109 p. [In Estonian] (MIRA 18:[illegible])

FRONIK, A.F., dotsent, kand. sel'skokhoz. nauk

Embedding of mineral fertilizers by tillage implements in various broadcasting methods of placement. Izv. TSKHA no.6: 166-175 '64 (MIRA 18:1)

1. Kafedra mekhanizatsii sel'skokhoz. proizvodstva Moskovskoy ordena Lenina sel'skokhozyaystvennoy akademii imeni K.A. Timiryazeva.

ALEKHIN, N.V., dots., kand. sel'khoz. nauk; GEORGIYEVSKIY, I.S., dots., kand. tekhn. nauk; KUDRYAVTSEV, N.Ye., dots., kand. sel'khoz. nauk; OS'KIN, A.I., dots., kand. sel'khoz. nauk; PRONIN, A.F., dots., kand. sel'khoz. nauk; SACHLI, S.N., dots., kand. sel'khoz. nauk; DMITRIYEV, I.I., red.; TRUKHINA, O.N., tekhn. red.

[Manual on the adjustment of agricultural machines] Spravochnik po regulirovkam sel'skokhoziaistvennykh mashin. [By] N.V.Alekhin i dr. Izd.2., perer. i dop. Moskva, Sel'khozizdat, 1963. 686 p. (MIRA 17:1)

PRONIN, A.F.

Eliminating losses in cutting veneer. Der.prom. 9 no.4:6 Ap '60. (MIRA 13:9)

1. Leningradskaya lesotekhnicheskaya akademiya im. S. M. Kirova. (Veneer industry)

PRONIN, A.G.

Water regimen characteristics of rivers in the northern part of the Lake Ladoga region. Uch.zap.LGU no.292:139-159 '60. (MIRA 13:7)

(Ladoga region--Rivers)

SOV-25-58-8-15/61

AUTHOR: Pronin, A.G., Candidate of Geographical Sciences, Leningrad

TITLE: The Fedchenko Glacier (Lednik Fedchenko)

PERIODICAL: Nauka i zhizn', 1958, Nr 8, pp 33-36 (USSR)

ABSTRACT: In 1932, the highest hydrometeorological observatory of the world was erected on the Fedchenko Glacier of the Pamirs. Observations were of considerable importance in the study of the glacier. At the Brussels Conference of Countries Participating in the International Geophysical Year, the Fedchenko Glacier was confirmed as one of the basic objects of research in the section of glaciology. Together with scientists of the Institut mekhaniki i matematiki Akademii nauk Uzbekskoy SSR (Institute of Mechanics and Mathematics of the Uzbek SSR Academy of Sciences) and a group of workers of the Moscow University, a number of geomorphologists and climatologists of the Leningrad University participated in research of this glacier according to the IGY program. The scientists were given the task of establishing the structure of basic glacial forms, the thermal and water balance, of studying the glacier's influence on climatic fluctuations and in observing

Card 1/2

The Fedchenko Glacier

SOV-25-58-8-15/61

the movement of ice and water. In July 1957, a group of climatologists under the direction of Professor O.A. Drozdov proceeded from the city Osh to the top of the Fedchenko Glacier. The author describes the road to the glacier, the rivers the expedition had to cross en route, the climate and other conditions prevailing on the glacier. With the help of modern devices, geomorphological research and the studies of the upper layers of the atmosphere will be considerably extended. It is planned that 6 hydrological stations be established, in order to observe the flow of the melting snow. There are 4 photos and 3 drawings.

1. Meteorology 2. Glaciers--Climatic factors

Card 2/2

PRONIN, A.G.

Lake Yanis'yarvi. Vest.LGU 16 no.24:145-151 '61. (MIRA 14:12)
(Yanis'yarvi, Lake)

PRONIN, A.G.

Fluctuations in freezing periods of rivers in northwestern regions during different years and epochs [with summary in English]. Vest.LGU 13 no.12:126-135 '58. (MIRA 11:12)
(Ice on rivers, lakes, etc.)

3(4,7) PHASE I BOOK EXPLOITATION SOV/2866

Vsesoyuznoye gidrologicheskoye soyeshchaniye, 3rd, Leningrad, 1957.

Trudy...t. III: Sekstsiya gidrofiziki (Transactions of the 3rd All-Union Hydrological Convention. v. 3: Hydrophysics Section) Leningrad, Gidrometeoizdat, 1959. 470 p. Errata slip inserted. 2,000 copies printed.

Sponsoring agency: Glavnoye upravleniye gidrometeorologicheskoy sluzhby pri Sovete Ministrov SSSR.

Resp. Ed.: V.A. Uryvayev; Ed.: V.S. Protopopov; Tech. Ed.: N.I. Braynina.

PURPOSE: This work is intended for meteorologists, hydrologists, and hydrophysicists, particularly those engaged in the study of snow and ice and evaporation processes.

COVERAGE: This book contains papers on hydrophysics which were presented and discussed at the Third All-Union Hydrological Conference in Leningrad, October 1957. The Conference published 10 volumes on various aspects of hydrology of which this is number 3. The editorial board in charge of the series include: V.A. Uryvayev (Chairman), O.A. Alekin, Ye.V. Bliznyak (deceased), O.N. Borsuk, M.A. Velikanov, L.K. Davydov, A.P. Domanitskiy, G.P. Kalinin, S.N. Kritskiy, B.I. Kudelin, L.F. Manoim, M.F. Menkel', B.P. Orlov, I. V. Popov, A.K. Proskuryakov, D.L. Sokolovskiy, O.A. Spengler, A.I. Chebotarev, and S.K. Cherkavskiy. This volume is divided into 2 sections: the first contains reports from the subsection for the study of evaporation processes, and the second contains reports from the snow and ice subsection. References accompany each article.

KHODALEVICH, A.N.; BREYVEL', I.A.; BREYVEL', M.G.; VAGANOVA, T.I. [deceased]; TORBAKOVA, A.F.; YANET, F.Ye.. Prinimali uchastiye: SOKOLOV, B.S.; VAGANOVA, T.I. [deceased]; SHURYGINA, M.V.. FRONIN, A.A., red.; GOROKHOVA, T.A., red.izd-va; GUROVA, O.A., tekhn.red.

[Brachiopods and corals from the Eifelian bauxite-bearing deposits of the eastern slope of the Central and Northern Urals] Brakhiopody i korally iz eifel'skikh boksitonosnykh otlozhenii vostochnogo sklona Srednego i Severnogo Urala. Moskva, Gos.nauchno-tekhn. izd-vo lit-ry po geol. i okhrane nedr, 1959. 282 p. (MIRA 13:3)

1. Russia (1923- U.S.S.R.) Ministerstvo geologii i okhrany nedr. Ural'skoye geologicheskoye upravleniye.
(Ural Mountains--Brachiopoda, Fossil)
(Ural Mountains--Corals, Fossil)

PRONIN, A.G.

Experience in analyzing hydrogeological conditions of rivers in the western part of Vologda Province. Vest.LGU no.24:104-113 '62.
(MIRA 16:2)

(Vologda Province—Rivers)

DODIN, A.Ya., inzh.; KRYUKOV, I.I., dotsent; PROHIN, A.I., inzh.; SIRYACHENKO, K.P., inzh.; STOVAS, M.V., dotsent; EPSHTEYN, M.M., dotsent

Engineering and geodetic observations on deformations in transport-and-dumping bridges. Ugol' Ukr. 3 no.7:24-27 Jl '59. (MIRA 12:11)

1. Dnepropetrovskiy gornyy institut.
(Mine surveying)

OVLASYUK, V.Ya., inzh.; PRONIN, A.N., inzh.

Standard circuit elements for transistorized remote control and automation systems. Vest.TSNII MPS 19 no.5:17-22 '60. (MIRA 13:8)
(Automation) (Remote control) (Electric circuits)

PRONIN, A.N., inzh.

Technical and economic advantages of remote-controlled power supply systems for electrified railroads. Trudy TSNII MPS no.209:4-18 '61. (MIRA 14:5)

(Electric railroads--Current supply)
(Remote control)

L 29124-66 - EWT(1) SCTB DD

ACC NR: AP6019405 SOURCE CODE: UR/0240/65/000/011/0094/0098

AUTHOR: Pronin, A. P.

ORG: Laboratory of Noise Control on Railroad Transport, Department of Safety Engineering, Leningrad Institute of Railroad Transport Engineers (Laboratorii po bor'be s shumom na zheleznodorozhnom transporte kafedry tekhniki bezopasnosti Leningradskogo instituta inzhenerov zheleznodorozhnogo transporta)

TITLE: Standards of industrial noise (remarks on "old" and "new" standards)

SOURCE: Gigiyena i sanitariya, no. 11, 1965, 94-98

TOPIC TAGS: acoustic noise, construction

ABSTRACT: The State Committee on Construction USSR has introduced new standards for limiting industrial noise in newly built and rebuilt industrial enterprises (SN-245-63). These conform to the recommendations of the Technical Committee on Acoustics of the International Standardization Organization (TC-53 ISO) and establish maximum permissible levels of acoustic pressure in octave bands in the noise spectrum.

Despite the apparently great external similarities between the "old" and "new" standards, they differ from one another in principle in that the latter do not take into account the general acoustic pressure. Some examples are presented which show how great the differences between the two sets of standards might be in practice. Orig. art. has: 1 figure and 2 tables. [JPRS]

SUB CODE: 13, 20 / SUBM DATE: 08Jun64 / ORIG REF: 001

Card 1/1 UDC: 613.644

KOSAREV, A.I.; KUZNETSOV, A.N.; PRONIN, A.T.; VOLKOV, A.I.

Chuck for mechanical testing of thin-walled tubular specimens. (MIRA 19:1)
Zav. lab. 31 no.11:1416 '65.

L 9684-66 EWT(m)/EWA(d)/EWP(t)/EWP(z)/EWP(b) IJP(c) JD

ACC NR: AP5027473 SUB CODE: UR/0032/65/031/011/1416/1416

AUTHOR: Kosarev, A. I.; Kuznetsov, A. N.; Pronin, A. T.; Volkov, A. I.

44,55 44,55 44,55 44,55

ORG: none

TITLE: Clamping chuck for mechanical tests of thin-walled tubular specimens

SOURCE: Zavodskaya laboratoriya, v. 31, no. 11, 1965, 1416

TOPIC TAGS: clamping chuck, metal test, test facility, high temperature strength, metal tube

ABSTRACT: High-temperature strength tests of thin-walled tubular specimens involve difficulties in attaching the specimens to the test machines. These difficulties could previously be circumvented only by testing extra-long tubular specimens or by welding special mounts onto the specimens. To obviate these difficulties, the authors designed a self-centering chuck (Fig. 1) which makes it possible to test tubular specimens of any length. The chuck consists of housing 1, three cone-shaped bushings 2 with inclination angle of 4.5-5° and threaded inner surface, and connecting sleeve 3 serving to tighten the hold on the specimen and connect the chuck to the testing-machine clamp. To enhance the rigidity of specimen 4, plug 5 is inserted over the butt end of the specimen. Clamping chucks of this design have been used by the authors in the tests of tubular specimens of VTI-1 titanium alloy at the temperature

Card 1/3

L 9684-66

ACC NR: AP5027473

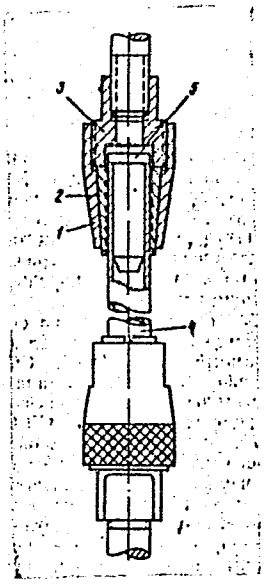

Fig. 1 Clamping chuck

Card 2/3

L 9684-66

ACC NR: AP5027473

of 450°C as well as of thin-walled aluminum-alloy tubes with diameter of 16 mm and less, produced by cold pressing at normal and elevated temperatures. The parts of clamping chucks for the testing of aluminum-alloy tubes may be made of 40Kh or 50 steels, and the bushings -- of tool steels, while the parts of chucks for testing tubes of heat-resistant materials should best be made of EI437B or EI929 chrome-nickel alloys. For tubes with similar outside diameters the same clamping chuck may be used on merely replacing the bushings. Orig. art. has: 1 figure.

SUB CODE: 11, 13/ SUBM DATE: none/ ORIG REF: 000/ OTH REF: 000

Card 3/3

KONSAREV, A.I.; VOLKOV, A.I.; PRONIN, A.T.; PLATONOV, V.S.

Modification of the loading mechanism for an M-[illegible] rocket launcher. (MIRA [illegible])
Zav. lab. 31 no.8:1025 '65.

PRONIN, A.T.

Designing vertical curves. Trans. stroi. 13 no.12:42-43 D'63
(MIRA 17:7)

1. Nachal'nik izyskatel'skoy partii Moskovskogo gosudarstvennogo proyektno-izyskatel'skogo instituta Gosudarstvennogo proizvodstvennogo komiteta po transportnomu stroitel'stvu SSSR.

PRONIN, B. A. (Candidate of Technical Sciences)

Belyayev, V. N., Candidate of Technical Sciences; Birger, I. A., Doctor of Technical Sciences; Demidov, S. P., Candidate of Technical Sciences; Korotkov, V. P., Candidate of Technical Sciences; Kudryavtsev, V. N., Doctor of Technical Sciences, Professor; Martynov, A. D., Candidate of Technical Sciences; Niberg, N. Ya., Candidate of Technical Sciences; Ponomarev, S. D., Doctor of Technical Sciences, Professor; Pronin, B. A., Candidate of Technical Sciences; Push, V. E., Candidate of Technical Sciences; Sleznikov, G. I., Engineer; Stolbin, G. B., Candidate of Technical Sciences; Tayts, B. A., Doctor of Technical Sciences

Spravochnik metallista. t. 2 (Metals Engineering Handbook. v. 2) Moscow, Mashgiz, 1958. 974 p. 100,000 copies printed.

Ed. (title page): Chernavskiy, S. A., Candidate of Technical Sciences; Ed. (inside book): Markus, M. Ye., Engineer (deceased); Tech. Ed.: Sokolova, T. F.; Editorial Board of the set: Acherkan, N. S., Doctor of Technical Sciences, Professor, Chairman of the Board and Chief Ed.; Vladislavlev, V. S. (deceased); Malov, A. N.; Pozdnyakov, S. N.; Rostovykh, A. Ya.; Stolbin, G. B.; and Chernavskiy, S. A.

PURPOSE: The book is intended for technicians and engineers working in the field of machine design and in production.

~~Card 1/19~~

REVKOV, G.A., kand. tekhn.nauk; PRONIN, B.A., dots., kand. tekhn. nauk, retsenzent; ROZENBAUM, B.S., red.; TIKHONOVA, I.I., tekhn. red.; KOGAN, F.L., tekhn. red .

[Soviet-made variable-speed gears]Otechestvennye variatory skorostei. Moskv , TSentr. in-t nauchno-tekhn.informatsii mashinostroeniia, 1960. 94 p. (MIRA 15:7)

(Gearing)

PRONIN, B.A., kand. tekhn. nauk, red.; MERENSKAYA, I.Ya., red.izd-va; TIKHANOV, A.Ya., tekhn. red.

[Transmission mechanisms; design, manufacture, and operation of mechanical variators and flexible gear transmissions] Peredatochnye mekhanizmy (raschet, konstruirovanie, tekhnologiia proizvodstva i ekspluatatsiia mekhanicheskikh variatorov i peredach gibkoi sviaz'iu); sbornik statei. Pod red. B.A. Pronina. Moskva, Mashgiz, 1963. 293 p. (MIRA 16:7)
(Gearing)

PRONIN, B.A., kand. tekhn. nauk, red.; MERENSKAYA, I.Ya., red. izd-va; TIKHANOV, A.Ya., tekhn. red.

[Transmission mechanisms; design, manufacture and operation of mechanical variators and flexible gears] Peredatochnye mekhanizmy; raschet, konstruirovanie, tekhnologiia proizvodstva i ekspluatatsiia mekhanicheskikh variatorov i peredach gibkoi sviaz'iu. Sbornik statei. Pod red. B.A. Pronina. Moskva, Mashgiz, 1963. 287 p. (MIRA 16:6)

1. Nauchno-tekhnicheskoye obshchestvo mashinostroitel'noy promyshlennosti. Odesskoye oblastnoye pravleniye. (Gearing)

SOV/122-59-4-7/28

AUTHOR: Pronin, B.A., Candidate of Technical Sciences

TITLE: Comments on Paper "A Series of Broad V-Belts for Variable Speed Transmission" (Zamechaniya k stat'ye "Ryad shirokikh klinovykh remney dlya variatorov")

PERIODICAL: Vestnik Mashinostroyeniya, 1959, Nr 4, pp 34-35 (USSR)

ABSTRACT: The series of control for variable speed V-belt drives is stated in a formula (Eq 2). It is claimed that the series of broad belts incorporated in the Provisional Standard (Vestnik Mashinostroyeniya, 1959, Nr 4, pp 32-33) do not cover the possible range of control. It is pointed out that the pulley angle is substantially smaller than the belt wedge angle. This fact increases the range of control. American and British practice is considered where the pulley angle in agricultural machines is 26°. The minimum pulley diameter to blade thickness ratio is often made as low as 6, but should be about 8. The ratio of blade width to thickness, held constant at 3.2 in the Provisional Standard, should increase with increasing belt width. At about 50 mm width the ratio can be raised to about 3.6. The range of belt lengths is criticised as badly planned.

Card 1/2

SOV/122-59-4-7/28

Comments on Paper "A Series of Broad V-Belts for Variable Speed Transmission"

The power transmitted, as presented in the previous paper, is said to be based on cotton cord belts, but should be corrected for nylon cord and for a lower pulley angle. Each of these factors increases the permissible power by about 30%. Further experimental research is advocated.
There are 2 figures.

Card 2/2

SAVERIN, M.M., professor, doktor tekhnicheskikh nauk; PRONIN, B.A., kandidat tekhnicheskikh nauk, redaktor; BALASHOV, B.F., kandidat tekhnicheskikh nauk, retsenzent; POPOVA, S.M., tekhnicheskiy redaktor.

[Shot peening; theory and practical application] Drobestruinyi naklep; teoreticheskie osnovy i praktika primeneniia. Moskva, Gos.nauchno-tekhn.izd-vo mashinostroitel'noi lit-ry, 1955. 311 p. (MIRA 8:4)
(Shot peening)

PRONIN, B.A.

BELYAYEV, V.N. kand.tekhn.nauk; BIRGER, I.A., doktor tekhn.nauk; DEMIDOV, S.P., kand.tekhn.nauk; KOROTKOV, V.P., kand.tekhn.nauk; KUDRYAVTSEV, V.N., doktor tekhn.nauk, prof.; MARTYNOV, A.D., kand.tekhn.nauk; NIBERG, N.Ya., kand.tekhn.nauk; PONOMAREV, S.D., doktor tekhn.nauk, prof.; PRONIN, B.A., kand.tekhn.nauk; PUSH, V.E., kand.tekhn.nauk; SLEZNIKOV, G.I., inzh.; STOLBIN, G.B., kand.tekhn.nauk; TAYTS, B.A., doktor tekhn.nauk; ACHERKAN, N.S., doktor tekhn.nauk, prof. glavnyy red.; VLADISLAVLEV, V.S., red [deceased]; MALOV, A.N., red.; POZDNYAKOV, S.N., red.; ROSTOVYKH, A.Ya., red.; CHERNAVSKIY, S.A., kand.tekhn.nauk, red.; MARKUS, M.Ye., inzh., red. [deceased]; KARGANOV, V.G., inzh., red.graficheskikh rabot; SOKOLOVA, T.F., tekhn. red.

[Metalworker's reference book in five volumes] Spravochnik metallista v piati tomakh. Chleny red. soveta V.S.Vladislavlev i dr. Moskva, Gos. nauchno-tekhn.izd-vo mashinostroit. lit-ry. Vol.2. (Pod red. S.A.Chernavskogo). 1958. 974 p. (MIRA 11:5)
(Mechanical engineering)

PRONIN, B. A.

K voprosu o naznachenii razmerov i kontrole klinoremennykh shkivov. (Vestn. Mash., 1950, no. 9, p. 18-21)

Problem of dimensioning and checking V-belt pulleys.

DLC: TN4.V4

SO: Manufacturing and Mechanical Engineering in the Soviet Union, Library of Congress, 1953.

PRONIN, B.A., kandidat tekhnicheskikh nauk, dotsent.

Slips in flat and V-belt transmissions. Vest.mash. 36 no.10:9-13 O '56. (MLRA 9:11)

(Belts and belting)

PRONIN, B.A., kandidat tekhnicheskikh nauk.

Designing V-belt transmissions. Vest.mash.36 no.12:30-34 D '56.
(Belts and belting) (MLRA 10:2)

BABIN, S.I., kandidat tekhnicheskikh nauk; B[illegible], B.N., professor, doktor tekhnicheskikh nauk; BEYZEL'MAN, M.[illegible], inzhener; BELYAYEV, V.N., kandidat tekhnicheskikh nauk; BIRGER, I.A., kandidat tekhnicheskikh nauk; BOGUSLAVSKIY, P.Ye., kandidat tekhnicheskikh nauk; BOROVICH, L.S., kandidat tekhnicheskikh nauk; VOL'MIR, A.S., professor, doktor tekhnicheskikh nauk; GONIKBERG, Yu.M., inzhener; GORODETSKIY, I.Ye., professor, doktor tekhnicheskikh nauk; GORDON, V.O., professor; DIMENTBERG, F.M., kandidat tekhnicheskikh nauk; DOSCHATOV, V.V., inzhener, IVANOV, A.G., kandidat tekhnicheskikh nauk; KIMASOSHVILI, R.S., professor; KODNIR, D.S., kandidat tekhnicheskikh nauk; KOLOMIYTSEV, A.A., kandidat tekhnicheskikh nauk; KRUTIKOV, I.P., kandidat tekhnicheskikh nauk; KUSHUL', M.Ya., kandidat tekhnicheskikh nauk; LEVENSON, Ye.M., inzhener; MAZYRIN, I.V., inzhener; MALININ, N.N., kandidat tekhnicheskikh nauk; MARTYLOV, A.D., kandidat tekhnicheskikh nauk; NIBERG, N.Ya., kandidat tekhnicheskikh nauk; NIKOLAYEV, G.A., professor, doktor tekhnicheskikh nauk; PETRUSEVICH, A.I., doktor tekhnicheskikh nauk; POZDNYAKOV, S.N., dotsent; POMAMOREV, S.D., professor, doktor tekhnicheskikh nauk; PRIGOROVSKIY, N.I., professor, doktor tekhnicheskikh nauk; PROKIN, B.A., kandidat tekhnicheskikh nauk; RESHETOV, D.N., professor, doktor tekhnicheskikh nauk; SATEL', E.A., professor, doktor tekhnicheskikh nauk; SERENSEN, S.V.; SLOBODKIN, M.S., inzhener; SPITSYN, N.A., professor, doktor tekhnicheskikh nauk; STOLBIN, G.B., kandidat tekhnicheskikh nauk; TAYTS, B.A., kandidat tekhnicheskikh nauk; TETEL'BAUM, I.M., kandidat tekhnicheskikh nauk; UMANSKIY, A.A., professor, doktor tekhnicheskikh nauk; FEODOS'YEV, V.I., professor, doktor tekhnicheskikh nauk;

(Continued on next card)

BABKIN, S.I.--- (continued) Card 2.

KHAYT, D.M., kandidat tekhnicheskikh nauk; ZYDINOV, V.Ya., kandidat tekhnicheskikh nauk; SHRAYBER, M.N., inzhener, nauchnyy redaktor; SHEDROV, V.S., kandidat tekhnicheskikh nauk, nauchnyy redaktor; TSVETKOV, A.F., dotsent, nauchnyy redaktor; SLESNIKOV, I.I., inzhener, nauchnyy redaktor; MARKUS, M.Ye., inzhener, nauchnyy redaktor; KARGANOV, V.G., inzhener, nauchnyy redaktor; ACHERKAN, N.S., doktor tekhnicheskikh nauk, professor, redaktor; SOKOLOVA, T.F., tekhnicheskiy redaktor

[Manual of machinery manufacture] Spravochnik mashinostroitelia; v trekh tomakh. Moskva, Gos.nauchno-tekhn.izd-vo mashinostroit. lit-ry. Vol.3. 1951 1093 p. (MLRA 10:9)

1. Deystvitel'nyy chlen Akademii nauk USSR (for Serensen)
(Machinery)

DUNAYEV, Petr Fedorovich, kandidat tekhnicheskikh nauk; POLESHCHENKO, P.V., kandidat tekhnicheskikh nauk, retsenzent; PRONIN, B.A., kandidat tekhnicheskikh nauk, redaktor; SHEMSHURINA, Ye.A., redaktor izdatel'stva; TIKHANOV, A.Ya., tekhnicheskiy redaktor

[Tree dimensional links] Razmernye tsepi. Moskva, Gos. nauchno-tekhn. izd-vo mashinostroit. lit-ry, 1957. 286 p. (MIRA 10:6)
(Links and link-motion)

AL'SHITS, I.Ya., kandidat tekhnicheskikh nauk; BABKIN, S.I., kandidat tekhnicheskikh nauk; BALAKSHIN, B.S., doktor tekhnicheskikh nauk, professor; BEYSEL'MAN, R.D., inzhener; BELYAYEV, V.H., kandidat tekhnicheskikh nauk; BEREZINA, N.I., inzhener; BIRGER, I.A., doktor tekhnicheskikh nauk; BOGUSLAVSKIY, Yu.M., kandidat tekhnicheskikh nauk; BOROVICH, L.S., kandidat tekhnicheskikh nauk; GONIKBERG, Yu.M., inzhener; GORDON, V.O., professor; GORODETSKIY, I. Ye., doktor tekhnicheskikh nauk, professor; GROMAN, M.B., inzhener; DIKER, Ya.I., kandidat tekhnicheskikh nauk; DOSCHATOV, V.V., inzhener; IVANOV, A.G., kandidat tekhnicheskikh nauk; KINASOSHVILI, R.S., doktor tekhnicheskikh nauk, professor; KRUTIKOV, I.P., kandidat tekhnicheskikh nauk; LEVENSON, Ye.M., inzhzner; MAZYRIN, I.V. inzhener; MARTYNOV, A.D., kandidat tekhnicheskikh nauk; NIBERG, N.Ya., kandidat tekhnicheskikh nauk; NIKOLAYEV, G.A., doktor tekhnicheskikh nauk, professor; PETRUSEVICH, A.I., doktor tekhnicheskikh nauk; POZDNYAKOV, S.N., dotsent; PONOMAREV, S.D., doktor tekhnicheskikh nauk, professor; PRONIN, B.A. kandidat tekhnicheskikh nauk; RESHETOV, D.N., doktor tekhnicheskikh nauk, professor; SATEL', E.A., doktor tekhnicheskikh nauk, professor; SIMAKOV, F.F., kandidat tekhnicheskikh nauk; SLOBODKIN, M.S., inzhener; SPITSYN, N.A., doktor tekhnicheskikh nauk, professor; STOLBIN, G.B., kandidat tekhnicheskikh nauk; TAYTS, B.A., doktor tekhnicheskikh nauk; CHERNYSHEV, H.A., kandidat tekhnicheskikh nauk; SHNEYDEROVICH, R.M., kandidat tekhni-

(Continued on next card)

AL'SHITS, I.Ya., kandidat tekhnicheskikh nauk (and others)..... Card 2.

cheskikh nauk, EYDINOV, V.Ya., kandidat tekhnicheskikh nauk; ERLIKH, L.B., kandidat tekhnicheskikh nauk; ACHERKAN, N.S., doktor tekhnicheskikh nauk, professor, redaktor; MARKUS, M.Ye., inzhener, redaktor; KARGANOV, V.G., inzhener, redaktor; SOKOLOVA, T.F., tekhnicheskiy redaktor.

[Mechanical engineer's manual; in 6 volumes] Spravochnik mashinostroitelia; v shesti tomakh. Izd.2-e, ispr. i dop. Moskva, Gos. nauchno-tekhn.izd-vo mashinostroit. lit-ry, Vol.4, 1955. 851 p.
(Mechanical engineering) (MLRA 8:12)

BOGATYREV, I. S.; PRONIN, B. A.

both E.S.

The Machine for testing of belt drives for their traction capability andefficiency.

Vest Mash p. 32, Oct 51

Pronin, B.A.

D'YACHKOV, V.K., kandidat tekhnicheskiy nauk; ZENKOV, R.L., kandidat tekhnicheskikh nauk; ALFEROV, K.V., professor, retsenzent; PRONIN, B.A., kandidat tekhnicheskikh nauk, redaktor; SOKOLOVA, T.P., tekhnicheskiy redaktor

[Steel belt conveyers; principles of planning, calculation and operation] Konveiery so stal'noi lentoi; osnovy proektirovaniia, rascheta i ekspluatatsii. Moskva, Gos. nauchno-tekhn. izd-vo mashinostroit. lit-ry, 1952. 161 p. [Microfilm] (MLRA 7:10)
(Conveying machinery)

PRONIN, B. A.,

PRONIN, B. A.,
Engineer - - "investigation of the Life of V-Shaped Transmission Belts and the Efficiency Factor of V-Belt Drives."
Sub 13 Oct 50, Moscow Automotive Mechanics Inst

SO: Vechernyaya Moskva, Moscow, Jan-Dec, 1950
Sum 71

PROKIN, N. A., Engineer Cand Tech Sci

Dissertation: "Investigation of the Life of V-Shaped Transmission Belts and the Efficiency Factor of V-Belt Drives."

13/10/50

Moscow Automechanical Inst

:O Vecheryaya Moskva
Sum 71

ACHERKAN, N.S., doktor tekhnicheskikh nauk, professor, redaktor; BELYAYEV, V.N., kandidat tekhnicheskikh nauk, dotsent; BIDERMAN, V.L., kandidat tekhnicheskikh nauk; BOROVICH, L.S., kandidat tekhnicheskikh nauk; GASHINSKIY, A.G., inzhener; GORODETSKIY, I.Ye., doktor tekhnicheskikh nauk, professor; IVANOV, B.A., doktor tekhnicheskikh nauk, professor; KOLOMIYTSEV, A.A., kandidat tekhnicheskikh nauk, dotsent; KRAGEL'SKIY, I.V., doktor tekhnicheskikh nauk, professor; MAZYRIN, I.V., inzhener; NIKOLAYEV, G.A., doktor tekhnicheskikh nauk, professor; PETRUSEVICH, A.I., doktor tekhnicheskikh nauk; POZDNYAKOV, S.N., dotsent; PONOMAREV, S.D., doktor tekhnicheskikh nauk, professor; PORTUGALOVA, A.A., kandidat tekhnicheskikh nauk; PRONIN, B.A., kandidat tekhnicheskikh nauk; RESHETOV, D.I., doktor tekhnicheskikh nauk, professor; RESHETOV, L.N., doktor tekhnicheskikh nauk, professor; SAVERIN, M.A., doktor tekhnicheskikh nauk, professor; SAVERIN, M.M., kandidat tekhnicheskikh nauk; SLOBODKIN, M.S., inzhener; SPITSYN, N.A., doktor tekhnicheskikh nauk, professor; STOLBIN, G.B., kandidat tekhnicheskikh nauk, dotsent; UMNOV, V.A., inzhener; CHERNYAK, B.Z., kandidat tekhnicheskikh nauk; SHCHEDROV, V.S., kandidat tekhnicheskikh nauk, dotsent.

[Machine parts; collection of materials on calculation and design in two volumes] Detali mashin; sbornik materialov po raschetu i konstruirovaniiu v dvukh knigakh. Izd.2. Moskva, Gos. nauchno-tekhn. izd-vo mashinostroit.i sudostroit.lit-ry. Vol. 2. 1953. 560 p. (MLRA 6:12)

(Machinery--Design)

ACHERKAN, Naum Samuilovich, 1872- , doktor tekhnicheskikh nauk, professor, redaktor; BELYAYEV, V.N., dotsent, kandidat tekhnicheskikh nauk; BIDERMAN, V.L., kandidat tekhnicheskikh nauk; BOROVICH, L.S., kandidat tekhnicheskikh nauk; GASHINSKIY, A.G., inzhener; GORODETSKIY, N.Ye., professor, doktor tekhnicheskikh nauk; IVANOV, B.A., professor, doktor tekhnicheskikh nauk; KOLMIYTSEV, A.A., dotsent, kandidat tekhnicheskikh nauk; KRAGEL'SKIY, I.V., professor, doktor tekhnicheskikh nauk; PETRUSEVICH, A.I., doktor tekhnicheskikh nauk; POZDNYAKOV, S.N., dotsent; PONOMAREV, S.D., professor, doktor tekhnicheskikh nauk; PORTUGALOVA, A.A., kandidat tekhnicheskikh nauk; PRONIN, B.A., kandidat tekhnicheskikh nauk; RESHETOV, D.N., professor, doktor tekhnicheskikh nauk; RESHETOV, L.N., professor, doktor tekhnicheskikh nauk; SAVERIN, M.A., professor, doktor tekhnicheskikh nauk; SAVERIN, N.A., kandidat tekhnicheskikh nauk; SLOBODKIN, M.S., inzhener; SPITSYN, N.A., professor, doktor tekhnicheskikh nauk; STOLBIN, G.B., dotsent, kandidat tekhnicheskikh nauk; UMNOV, V.A., inzhener; CHERNYAK, B.Z., kandidat tekhnicheskikh nauk; SHCHEDROV, V.S., dotsent, kandidat tekhnicheskikh nauk.

[Machine parts; collection of materials on calculation and design in two volumes; vol.1] Detali mashin; sbornik materialov po raschetu i konstruirovaniiu. Izd.2., ispr.i dop. Moskva, Gos. nauchno-tekhn. izd-vo mashinostroit. i sudostroit. lit-ry, 1953- . (MLRA 6:11)

(Machinery--Design)

BOGATYREV, I. S. : PRONIN, B. A.

Belts and Belting - Testing

Machine for testing belt drives for traction capacity and efficiency. I. S. Bogatyrev. B. A. Pronin. Vest. mash. 31 No. 10, 1951.

9. Monthly List of Russian Accessions, Library of Congress, September, 1952 ~~1953~~. Unclassified.

PRONIN, Boris Alekseyevich, dotsent, kand.tekhn.nauk; SPITSIN, N.A., prof., doktor tekhn.nauk, retsenzent; IVANOV, Ye.A., kand. tekhn.nauk, red.; UVAROVA, A.F., tekhn.red.

[V-belt and friction transmissions and variators] Klinoremennye i friktsionnye peredachi i variatory. Moskva, Gos. nauchno-tekhn.izd-vo mashinostroit.lit-ry, 1960. 333 p. (MIRA 13:3)

(Power transmission)

15(2) SOV/72-59-11-5/10

AUTHORS: Vaynshteyn, A. L., Pronin, B. G., Pollyak, V. V.

TITLE: Optimum Chemical Composition of Vertically Drawn Glass by Means of Boats

PERIODICAL: Steklo i keramika, 1959, Nr 11, pp 12-17 (USSR)

ABSTRACT: Professor I. I. Kitaygorodskiy in 1935 was the first scientist in the Soviet Union to suggest an aluminum-magnesia composition for drawn glass. Table 1 gives the development of the composition of vertically drawn glass in the plants of the USSR. Here, particular mention is made of the papers by A. P. Zak, S. I. Ioffe, Myullenzifon (Footnote 1), and M. V. Okhotin, I. G. Bazhbeuk-Melikova (Footnote 2). Previously, the problem had been dealt with by L. G. Gol'denberg, V. V. Pollyak (Footnote 3), as well as M. V. Okhotin, R. S. Levina (Footnote 4) and N. V. Solomin (Footnote 5). In table 2, the plants are listed which use the so-called dolomite layers, which are characterized by a certain CaO- and MgO-correlation. On the strength of investigation results, the authors of this paper suggest that the plants producing plate glass should switch over to a uniform composition of the glass, which has proved successful at the Lisichansk window glass factory. This plant uses a boat

Card 1/2

Optimum Chemical Composition of Vertically Drawn Glass by Means of Boats SOV/72-59-11-5/10

which is shown in the figure. On the suggestion of workers of the Lisichansk factory, the authors of the present paper and A. T. Leonova, this plant, in 1958, operated with the following chemical composition of glass: 71.85% SiO_2; 2.04% R_2O_3; 4.36% MgO; 6.6% CaO; 10.96% MgO+CaO; 14.83% Na_2O+K_2O; 0.3% SO_3. Table 3 lists the production figures of this plant for 1957-59. The factory imeni Oktyabr'skaya revolyutsiya also achieved favorable results with this composition. The change-over of the plate-glass factories to the production of glass of this chemical composition permits improvements in the melting process, an increase in the output of furnaces and machines without any additional expenditure, and a simplification of the work in the various departments of the glass-works. Thus thousands of tons of soda and sodium sulphate can be saved for national economy. There are 1 figure, 3 tables, and 5 Soviet references.

Card 2/2

PRONIN, B.G.; OBLIVAL'NYY, F.A.; VAYNSHTEYN, A.L.

Technology of the manufacture of glass dinas with high tridymite content. Stek. i ker. 19 no.6:9-14 Je '62. (MIRA 15:7)
(Firebrick) (Tridymite)

PRONIN, B.G.; NESVIT, A.Ye.

The feeding of sulfate into the drying drum has been mechanized.
Stek. i ker. 19 no.2:34 F '62. (MIRA 15:3)
(Sulfates) (Glass factories--Technological innovations)

PRONIN, B.G.; OBLIVAL'NYY, F.A.; VAYNSHTEYN, A.L.

Possibilities for increasing the periods of operation between repairs of glass furnaces. Stek.i ker. 19 no.4:1-7 Ap '62. (MIRA 15:8)

(Glass furnaces)

OBLIVAL'NYY, F.A.; VAYNSHTEYN, A.L.; PRONIN, B.G.

Changing to natural gas as a means of increasing the productivity of furnaces. Stek. i ker. 17 no.12:1-5 D '60. (MIRA 13:11)
(Glass furnaces) (Gas as fuel)

PRONIN, D.; DAVYDOV, I.

"IUnost'" pocket radio. Radio no.9:50-51 S '65.
(MIRA 19:1)

FRONIM, D.

Drainage

Soil drainage. Tekh. zhur. no. 2, 1948.

Monthly List of Russian Accessions, Library of Congress, April 1952. UNCLASSIFIED.

PRONIN, F.
K. RIABOV, Trudy Elbrusskoi Ekspeditsii 1934 i 1935g. Moscow 1936

PRONIN, F.

Pulleys with adjustable diameters and speed variators with texrope belts. Mashinostroitel' no. 4:33-34 Ap '61. (MIRA 14:4)

(Pulleys)

S/117/61/
A004/A001

AUTHOR: Pronin, F. A.

TITLE: New Machine Tool Models of the Saratov Plants

PERIODICAL: Mashinostroitel', 1961, No. 1, pp. 8-10

TEXT: The plants of the Saratov Sovnarkhoz and Economic Administrative Rayon together with the SKB-5 and ENIMS have brought out a number of new machine tools which are replacing the obsolete models. Figure 1 shows the high-efficiency 525 semi-automatic, designed by ENIMS and produced by the Saratovskiy zavod zuboreznykh stankov (Saratov Gear Cutting Machine Plant). This model replaces the 5A27C1 (5A27S1) machine tool and is intended for the finish cutting of spiral bevel gears and hypoidal gears up to 500 mm in diameter and with a



Fig. 1

Figure 1:

Card 1/8

module of up to 10 mm. The productivity of this semi-automatic exceeds that of the 5A27S1 machine by 20-25%. The semi-automatic weighs 6,200 kg, its overall dimensions are (length) 2,200 x (width) 1,600 x (height) 1,600 mm. Figure 2 shows the new 5П23Б (5P23B) semi-automatic, replacing the old 523 model. The new machine has been devised for the machining of small-module bevel gears up to 125 mm in diameter and 2,5 mm module. The new machine weighs 1,000 kg, its overall dimensions are: (length) 1,080 x (width) 590 x (height) 1,470 mm. This semi-automatic was developed by the design office of the zavod zubostrogal'nykh stankov (Gear Planer Plant). The Saratov gear cutting and gear planing machine plants have brought out the 5A283C1 (5A283S1) semi-automatic gear planer for rough and finish cutting of large-module straight bevel gears. Toothed wheels with a maximum diameter of 1,600 mm, a maximum generatrix length of 800 mm and a maximum module of 40 mm can be machined with an accuracy corresponding to the



Figure 2:

New Machine Tool Models of the Saratov Plants

3rd and 4th class. The 5A283S1 semi-automatic weighs 23,000 kg; its overall dimensions are: (length) 3,800 x (width) 2,800 x (height) 2,400 mm. It was designed by the SKB-5. (See Fig. 3) The SKB-5 has also developed the 5771A machine for the hardening of spur and bevel gears and other parts of similar shape with a diameter of up to 500 mm, up to 75 mm height. The machine, pictured in Figure 4, weighs 3,200kg, takes up 2.7 m^2 of floor space and is 2,046 mm high. The original welded structure of the machine cuts metal consumption by 1.5 times in comparison with

Figure 3:



Figure 4:



S/117/61/000/001/003/013
A004/A001

New Machine Tool Models of the Saratov Plants

Fig 5

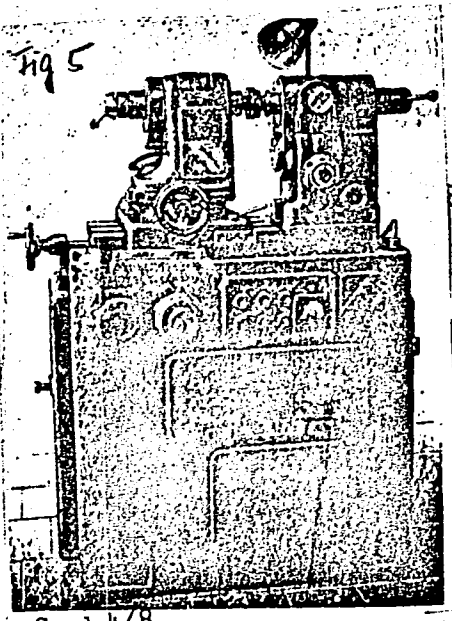

similar machines of foreign make. The 5A720K checking and generating machine (Fig. 5) designed by the SKB-5 is intended for the checking of spur gears of external and internal gearing up to 125 mm in diameter, operating at speeds of up to 10,000 rpm. The machine checks the contact spots and operation noise of gear pairs and also the precision of the gearing elements in double-profile gearings. The machine weighs 1,025kg and has the

Figure 5

Figure 6:

Fig. 6



Card 4/8

folbwing overall dimensions: (length) 1,000 x (width) 780 x (height) 1,350 mm. Figure 6 shows the 525Б (525B) gear cutting automatic, manufactured by the Saratov Gear-Cutting Machine Plant and designed by the ENIMS. The machine produces gear shafts in big-lot production. The automatic is equipped with mechanical devices for the loading of blanks and unloading of finished parts. The author claims that similar automatics have not yet been manufactured by foreign firms. Figure 7 shows the 528C (528S) gear-cutting semi-automatic for the machining of helical bevel and hypoidal gears up to 800 mm in diameter with modules up to 15 mm. The machine weighs 13,700 kg, its overall dimensions are: 2,600 x 2,100 x 1,950 mm. Figure 8 shows the 5A27C3 (5A27S3) gear-cutting semi-automatic with inclined spindle, designed by the SKB-5 and intended for the finish cutting of high-precision helical bevel and hypodial gears up to 450 mm in diameter with a maximum module of 10 mm for

Figure 7:

Fig. 7



automobile transmissions. The machine can also be used for the rough and finish machining of skew bevel gears of all kinds in small-batch, large-lot and mass production. The machine weighs 2,170 kg; it has the following overall dimensions 2,170 x 1,500 x 1,705 mm. The Saratovskiy stankostroitel'nyy zavod (Saratov Machine Tool Plant) has mastered the lot production of the 3225Б (3225B) semi-

Figure 8:



Figure 9:



automatic internal grinder (Fig. 9) devised for the grinding of holes up to 20 mm in diameter, with a maximum grinding length of up to 40 mm. The grinder weighs 1,100 kg, its overall dimensions are: 1,670 x 935 x 1,370 mm. Figure 10 shows the СШ-23 (SSh-23) semi-automatic internal grinder which was brought out again. the machine is intended for the grinding of holes in antifriction bearing rings of up to 65 mm in diameter with a maximum grinding length of 75 mm, with automatic two-step caliber measuring. It weighs 2,500 kg and has the following overall dimensions: 2,400 x 1,330 x 1,560 mm. Instead of the old 3A240 model, the new 3A227 multi-purpose internal grinding machine is manufactured in lot production. The new machine (see Fig. 11), in comparison with the old model, ensures an increase in productivity of up to 25% and in precision by 20%. It has been devised for the grinding of cylindrical and conical holes from 20 to 100 mm in diameter and a grinding length of up to 125 mm, in individual and small-batch production. The grinding machine is equipped with a face-grinding device which makes it possible to grind with one setting the outer face and the hole. The machine weighs 2,450 kg, its overall dimensions are: 2,500 x 1,650 x 1,470 mm. At present another 10 models of machine tools are under construction at Saratov machine tool plants, among them the 52ПР5 (52PR5) gear-cutting semi-automatic with program control, for the machining of skew bevel gears of up to 500 mm in

S/117/61/000/001/003/013
A004/A001

New Machine Tool Models of the Saratov Plants

diameter and modules of up to 10 mm. Moreover, the model 5232 gear-cutting semi-automatic is under construction, devised for the finish cutting of semi-generated skew bevel gears up to 320 mm in diameter, with modules up to 10 mm. The model 5A231 gear-cutting semi-automatic is intended for the rough machining of semi-generated skew bevel gears up to 320 mm in diameter and with modules up to 8 mm. The model 3A227A internal grinding automatic is intended for the machining of cylindrical, conical, through and blind holes from 20 to 50 mm. The maximum grinding length amounts to 75 mm. There are 11 figures.

Card 8/8

BRODSKIY, Mikhail Valentinovich; PETROV, Viktor Vasil'yevich; PRONIN, F.A., otv.red.; PETROVA, V.Ye., red.; MARKOCH, K.G., tekhn.red.

[Automation of radio relay lines] Avtomatizatsiia radiorelainykh linii. Moskva, Gos.izd-vo lit-ry po voprosam sviazi i radio, 1960. 49 p. (MIRA 14:1)

(Radio relay systems)

G. F. PRONIN

CZECHOSLOVAKIA / Chemical Technology, Chemical Products and Their Application. Part 4 - Cellulose and Its Derivatives, Paper. H-32

Abs Jour : Ref. Zhur. Khimiya, No 4, 1958, 13229.

Author : G.F. Pronin, P. V. Suptel.

Inst : Not given

Title : Continuous Milling in Cone Mills.

Orig Pub : Papir a celulosa, 1955, 10, No 10, 201 - 203.

Abstract : Translation. See RZhKhim. k956, 56326.

Card 1/1

PRONIN, F.A.

New models of machine tools manufactured at the Saratov Machine-Tool Plant. Mashinostroitel' no.1:8-10 Ja '61. (MIRA 14:3)
(Saratov--Machine-tool industry)

PRONIN, G.A.

Comparative hygienic evaluation of the standards of sloping sites for housing construction. Gig. i san. 28 no.1:3-9 Ja '63. (MIRA 16:7)

1. Iz Moskovskogo nauchno-issledovatel'skogo instituta gigiyeny imeni F.F.Erismana.
(HOUSING RESEARCH)

PRONIN, G.A., aspirant

Comparative hygienic evaluation of standards for gradients in areas of residential construction. Gig. i san. 26 no.7: 22-28 Jl '61. (MIRA 15:6)

1. Iz Moskovskogo nauchno-issledovatel'skogo instituta gigiyeny imeni F.F. Erismana Ministerstva zdravookhraneniya RSFSR.

(HOUSING--HYGIENIC ASPECTS)