

BARKHASH, S.A.; ~~POVIN~~ POVIN, V.A.; PROSKURYAKOVA, Ye.I.; SMIRNOVA, V.I.

Causes of blindness; from data of the Ukrainian Scientific
Research Institute for Eye Diseases and Tissue Therapy for
the period. 1946-1955. Uch. zap. UEIGB 5:21-25 '62.

(MIRA 16:11)

HUKIN, V.A.

First corneal transplantations carried out in Russia. Oft.zhur.
15 no.2:111-115 '60. (MIRA 13:5)

1. Iz Ukrainskogo nauchno-issledovatel'skogo eksperimental'nogo
instituta glaznykh bolezney i tkanevoy terapii imeni akad. V.P.
Filatova (direktor - prof. N.A. Puchkovskaya).
(CORNEA--TRANSPLANTATION)

PUCHKOVSKAYA, N.A., prof.; RUKIN, V.A., nauchnyy sotrudnik

Results of the work of the Filatov Institute during the period 1936-1961. Oft. zhur. 16 no.8:483-490 '61. (MIRA 15:4)

1. Iz Ukrainskogo nauchno-issledovatel'skogo eksperimental'nogo instituta glaznykh bolezney i tkanevoy terapii imeni akademika V.P.Filatova (direktor - prof. N.A.Puchkovskaya). (UKRAINE---OPHTHALMOLOGY)

RUKIN, V.A.

"History of ophthalmology in the Ukraine" by R.Z. Kopit
and others. Reviewed by V.A. Rukin. Oft. zhur. 17 no.1:
62-63 '62. (MIRA 15:3)

(UKRAINE--OPHTHALMOLOGY)
(KOPIT, R.Z.)

ACC NR: AP6011256 (N) SOURCE CODE: UR/0413/66/000/006/0096/0096

AUTHORS: Korobkov, M. A.; Manin, V. N.; Rukin, V. I.; Andronov, V. M.

ORG: none

TITLE: Assembly for complex estimating the strength of flanged couplings. Class 42, No. 179984 [announced by Military Academy of Chemical Defense (Voyennaya akademiya khimicheskoy zashchity)]

SOURCE: Izobreteniya, promyshlennyye obraztsy, tovarnyye znaki, no. 6, 1966, 96

TOPIC TAGS: metal joining, mechanical power transmission device, pressure gage, visual signal, signal element

ABSTRACT: This Author Certificate presents an assembly for complex estimating of the strength of flanged couplings. The assembly contains a hydraulic press for loading the flanged coupling and instruments for determining the compression stress in the flanged joint (see Fig. 1). To determine more exactly the penetration of the working liquid between the contact surfaces of the flanged coupling, one half of the contact surface of the flanged coupling carries uniformly distributed electrical gauges. Each of these gauges is connected to a signaling device such as

Card 1/2

UDC: 620.165.29.06:621-762.4

ACC NR: AP6011256

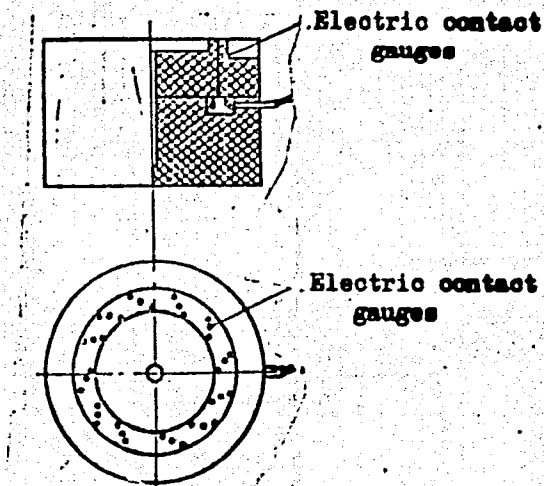


Fig. 1.

a neon lamp, the lighting of which shows that the penetration has taken place.
Orig. art. has: 1 figure.

SUB CODE: 13/ SUBM DATE: 02Feb65

Card 2/2

SOV/122-58-6-25/37

AUTHORS: Shil'krut, D.I., Docent, Rukin, V.V., Smirnov, V.A. and Butenko, G.A., Engineers

TITLE: A Mechanical Vibrator with Independent Adjustment of Amplitude and Frequency (Mekhanicheskiy vibrator s nezavisimoy regulirovkoy amplitudy i chastoty)

PERIODICAL: Vestnik Mashinostroyeniya, 1958, nr 6, pp 63-64 (USSR)

ABSTRACT: An experimental vibrating saw designed and tested at the vibration-cutting laboratory of the L'vovskiy lesotekhnicheskiy institut (L'vov Lumbering Technology Institute) is described with the help of a cross-sectional drawing. A single shaft rotates in bearings inside a sleeve, itself rotating in two plummer blocks. The central shaft carries the cutting disc saw at one end and is driven by a V-belt pulley at the other end. The rotating sleeve is driven by another V-belt pulley. Due to its eccentric position, this rotation produces oscillations at a frequency independent of the speed of the cutting spindle. The rotating sleeve is mounted inside a set of double

Card 1/2

SOV/122-58-6-25/37

A Mechanical Vibrator with Independent Adjustment of Amplitude and Frequency

eccentrics. The maximum frequency of vibrations is 14 000 cpm. A simple device is diagrammatically illustrated which absorbs the vibrations in one plane and transmits those at right angles. There are 3 figures and 2 Soviet references.

Card 2/2

1. Cutting tools--Design
2. Cutting tools--Performance
3. Vibration--Applications

RUKIN, Vladimir [Rykin, Vladymyr]

[History of Russian ophthalmology] Do istorii Vitchyzniansoi
oftal'mologii. Kyiv, Derzh.med.vyd-vo, 1957. 148 p.
(MIRA 14:2)

(OPHTHALMOLOGY)

IL'IN, Boris Vladimirovich, kand. tekhn. nauk, dotsent; RUKIN, Vladimir
L'vovich mladshiy nauchnyy sotrudnik

Limitations imposed by objects on the realization of conditions
of invariancy and autonomy. Izv. vys. ucheb. zav.; elektromekh.
7 no.8:979-990 '64. (MIRA 17:10)

1. Kafedra avtomatizatsii khimicheskikh proizvodstv Leningradskogo
tehnologicheskogo instituta.

BUKIN, V.V.; SHIL'KRUT, D.I.

New system of polishing machines. Der.prom. 9 no.3:
13-14 Mr. '60. (MIRA 13:6)
(Grinding and polishing)

GOMES, TS.; RUKIN, V.V.

Stresses and shifts around a deep circular shaft taking into
account the nonuniformity of the environment. Sbor. trud.
NIIosn. no.55;79-84 '64. (MIRA 18:3)

RUKIN, V.V.

Developing the engineering theory of rock pressure. Vop. gor.
davl. no.21:39-64 '64. (MIRA 18:8)

1. Nauchno-issledovatel'skiy institut osnovaniy i podzemnykh
sooruzheniy.

SHIL'KRUT, D.I., dots.; RUKIN, V.V., inzh.; SMIRNOV, V.A., inzh.; BUTENKO,
G.A., inzh.

Mechanical vibrators with independent amplitude and frequency
regulators. Vest. mash. 38 no. 6:63-64 Je '58. (MIRA 11:7)
(Vibrators)

GOMES, TS. (Moskva); RUKIN, V.V. (Moskva); RUPPENeyT, K.V. (Moskva)

Interaction of the linings of hydrotechnical pressurized tunnels
with rocks. Izv. AN SSSR. Mekh. no.2:147-151 Mr-Ap '65.
(MIRA 18:6)

RUKIN, V. V., Cand Tech Sci -- "Method^s of accelerated tests
of the wear-and-tear of combine~~harvester~~ chains." Khar'kov,
1961. (Khar'kov Polytech Inst in V. I. Lenin) (KL, 8-61,
248)

L 2795-66 EWT(d)/EWT(1)/EPF(n)-2/EWP(v)/EWP(k)/EWP(h)/EWP(1)/EWA(h)/ETC(m)
ACCESSION NR: AP5021450 WW/AT

UR/0146/65/008/004/0123/0126
681.121

AUTHOR: Korotkov, P. A.; Belyayev, D. V.; Rukin, Ya. V. 44,55 44,55 68
B

TITLE: A noncontact thermal flowmeter with a semiconductor heater for up to 10,000
liters per hour 25

SOURCE: IVUZ. Priborostroyeniye, v. 8, no. 4, 1965, 123-126

TOPIC TAGS: flow meter, fluid flow, thermocouple, semiconductor device 21,44,55

ABSTRACT: The characteristics of a noncontact thermal flowmeter are studied. The instrument operates on the basis of finding the deformation of a temperature field generated by a heater on the outer surface of the pipe through which the liquid is flowing. This deformation is a single-valued function of the rate of flow when the parameters of the liquid and those of the ambient medium are stable. The heater is a semiconducting layer of stannous chloride applied over titanium enamel. Electric current is fed to the heater from a voltage regulator through copper contact rings fastened to the pipe with a distance of 50 mm between them. The sensing element for measuring the temperature difference is a chromel-coppel thermocouple fastened to the outside surface of the pipe. The sensitivity of the instrument is improved by using a differential hyperthermocouple consisting of two sets of these chromel-
Card 1/3

L 2795-66

ACCESSION NR: AP5021450

0
coppel pairs with ten thermocouples in each group. The junctions of one group are located 145 mm from the center of the heater, while those of the other group are placed 35 mm downstream from the center of the heater. Differential connection of the hyperthermocouple eliminates the necessity for thermostatic control of the cold junctions. A diagram of the flowmeter is shown in fig. 1 of the Enclosure. Experimental tests were made on measuring the flow of water through a pipe 83 mm in diameter. Rates of flow were varied from 250 to 10,000 liters per hour. Calibration curves are given for various semiconductor heater powers. It was found that there is a nonlinear relationship between temperature drop and flow rate. The greatest sensitivity is in the region below 3000 l/hr, while the least sensitive region is above 5000 l/hr. Sensitivity increases with heater power throughout the entire measurement range. It is recommended that the lower limit of measurements for a given meter should be set at 20% of the maximum rate of flow. This gives a more uniform scale. A heater power of about 45 watts should be used for the widest measurement range. Circuit alterations are suggested for compensation of measurement errors due to temperature changes in the input flow. The instrument was tested for two months on an average of six hours a day. Measurement errors are less than ±3% of the maximum scale value. Orig. art. has: 2 figures.

ASSOCIATION: none

SUBMITTED: 050ct64

ENCL: 01

NO REF SOV: 00%

SUB CODE: IE, ME

OTHER: 000

Card 2/3

L 2795-66

ACCESSION NR: AP5021450

ENCLOSURE: 01

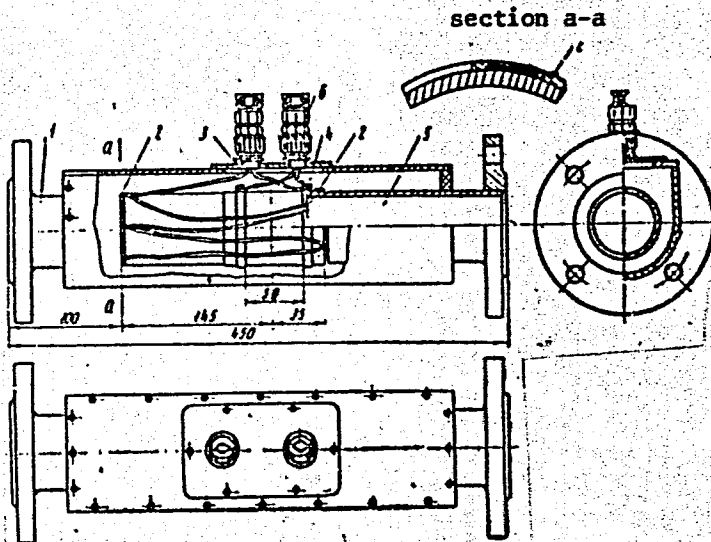


Fig. 1. Diagram of the flowmeter: 1--gauge pipe; 2--thermocouple junctions; 3--semiconductor heater; 4--contact rings; 5--vinyl jacket; 6--hermetically sealed connector

BVK
Card 3/3

ACC NR: AP6035705

(A, N)

SOURCE CODE: UR/0413/66/000/019/0053/0053

INVENTORS: Rukina, L. K.; Knorring, V. G.

ORG: none

TITLE: A direct current digital milliammeter. Class 21, No. 186560

SOURCE: Izobreteniya, promyshlennyye obraztsy, tovarnyye znaki, no. 19, 1966, 53

TOPIC TAGS: direct current, electric measuring instrument, ammeter

ABSTRACT: This Author Certificate presents a direct current digital milliammeter based on the principle of follow-up balancing. The milliammeter includes a galvanometric converter of the current to a displacement, a converter of the displacement to a pulse sequence, an anticoincidence circuit, a recording device, and a code-current converter (see Fig. 1). The design increases the response time, diminishes the effect of the zero drift, reduces the dead zone, and produces a discrete readout of the quantity being measured with an analog interpolation within the limits of the unit of discreteness. A differential frequency detector is used as the converter of the displacement to the pulse sequence. The recording device includes an analog phase meter which records the fractions of a period and a duodirectional pulse counter which records the whole periods of the cumulative phase difference between the signals

Card 1/2

UDC: 621.317.714.024.085.4

ACC NR: AP6035705

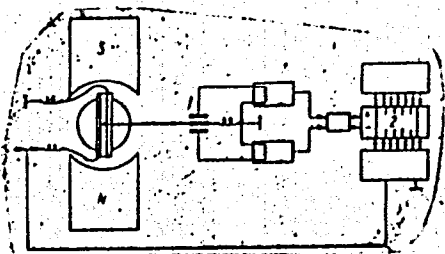


Fig. 1. 1 - displacement converter; 2 - duodirectional pulse counter

from the two halves of the detector. Orig. art. has: 1 figure.

SUB CODE: 09/

SUBM DATE: 11Jan65

Card 2/2

L 41182-65 EWT(d)/EWP(c)/EWP(v)/T/EWP(k)/EWP(l) Pf-4

ACCISSION NR: AP5004677

S/0115/64/000/009/0058/0059

50 c
70
18
B

AUTHOR: none

TITLE: Fourth scientific and technical conference on "Cybernetics for the improvement of measurement and inspection methods"

SOURCE: Izmeritel'naya tekhnika, no. 9, 1964, 58-59

TOPIC TAGS: cybernetics, electric measurement, electric quantity instrument, digital computer, electronic equipment, electric engineering conference

ABSTRACT: The conference was held 1-4 July at the All-Union Scientific Research Institute of Metrology by the Section of Electrical Measurements of the Council on the Problem of "Scientific Instrument Making" of the State Committee on Coordination of Scientific Research Work in the USSR together with the All-Union Scientific Research Institute of Electrical Measurement Instruments and the Leningrad Regional Administration of the Scientific and Technical Division of the Instrument Making Industry. More than 400 delegates from 29 cities of the country participated. Fifty-seven reports were heard and discussed. Reports were given by: P. V. NOVITSKIY (Leningrad)--"Definition of the Concept of Informational Error in Measurement and its Importance in Practical Use" and "On the Problem of the Average Informational Criterion of Accuracy Throughout the Entire Scale of an Instrument"; Ya. A. Card 1/4

L 41182-65

ACCESSION NR: AP5004677

17

KUPERSHVIDT (Moscow)--"On Determination of the Criteria of Accuracy for Measurement Devices"; S. M. MANDEL'SHTAM (Leningrad)--report on a new criterion of accuracy of measurement instruments; P. F. PARSHIN (Leningrad)--report on optimization when using Fourier transforms on electronic digital computers; S. P. DMITRIYEV, G. Ya. DOLGINTSEVA and A. A. IGNATOV (Leningrad)--proposal of a new method for solving problems of optimum filtering for non-stationary random signals and interferences; I. B. CHELPAKOV--"Calculation of the Dynamic Characteristics of an Optimum Complex Two-Channel System which Uses Signals from a Position Meter and from a Speed Meter"; P. A. POLUEKTOV (Leningrad)--"Optimum Periodic Correction in the Measurement of Continuous Signals"; S. P. ADAMOYICH (Moscow)--"Analysis and Construction of Devices for Correction of Non-linearity and Scaling for Unitary Codes"; G. V. GORELOVA (Taganrog)--"A Method for Statistical Optimization in Graduating the Scales of Electrical Measuring Instruments"; M. A. ZEMEL'MAN (Moscow)--"Analog-Digital Voltage Converter with Automatic Error Correction"; B. H. MALINOVSKIY, V. S. KALENCHUK and I. A. YANOVICH (Kiev)--"Automatic Monitoring of the Parameters of the Electrical Signals of Complex Radio and Electronic Equipment"; V. P. PEROV (Moscow)--"Operational Cybernetics as an Independent Scientific Specialization"; Ye. N. GIL'BO (Leningrad)--"On the Problem of Effective Non-linear Scales"; A. I. MARKELOV (Moscow)--"Devices for Preliminary Processing of the Results of Measurements Presented in the Form of

Card 2/4

L 41182-65

ACCESSION NR: AP500677

20

Graphic Recordings For Subsequent Introduction of the Information into Universal Digital Computers"; O. M. MOGILSVER and S. S. SOKOLOV (Leningrad)--"On a Method for Reducing Excess Information"; T. V. NIKOLAYEVA (Leningrad)--"A Device for Temporal Discretization of Continuous Signals"; A. A. LYOVIN and M. L. BULIS (Moscow)--"Optimization of the Transmission of Telemetric Information as a Means for Raising the Efficiency and Eliminating Interference"; D. E. GUKOVSKIY (Moscow)--"On a Statistic Approach to the Detection of Events in Automatic Inspection"; M. I. LANIN (Leningrad)--"Method for Calculating the Holding Time of Communications in a Centralized Inspection System or Constant Servicing Time"; O. N. BRONSHTEYN, A. L. RAYKIN and V. V. RYKOV (Moscow)--"On a Single-Line Mass Service System with Losses"; V. M. SHLYANDIN (Penza)--report on circuit designs for direct compensation electrical digital measuring instruments; A. N. KOMOV (Novocherkassk)--report on a new method for compensation of digital bridges; M. N. GLAZOV (Leningrad)--report on the problem of voltage-to-angular rotation conversion; V. S. GUMNIKOV (Leningrad)--"Methods for Construction of Frequency Capacitance Pickups with a Linear Scale"; R. Ya. SYROPYATOVA and R. R. KHARCHENKO (Moscow)--report on the determination of the amplitude-frequency and phase characteristics of PFM and PWM modulators; Ye. I. TENYAKOV (Novocherkassk)--"The Phototransistor as a Switch for Electrical Measurement Purposes"; N. V. MALYGINA (Leningrad)--a report on ways for making universal equipment for measurement of current, voltage and power; P. P. ORNATSKIY and V. I. ZOZULYA (Kiev)--reports on the construction of static voltmeters, wattmeters and

Card 3/4

L 41182-65

15

ACCESSION NR: AP5004677

phase motors; A. V. TRIKHANOV, I. G. SMYSHLYAYEV, N. I. SABLIN, V. M. RAZIN and V. A. GORBUNOV (Tomsk)--report on a device for automatic processing of the measurements of vibration amplitude of pneumatic hammers; L. K. RUKINA and V. G. KNORRING (Leningrad)--report on the development of a digital compensator for measuring pressure, force, etc.; N. B. DADUKINA (Leningrad)--report on a method for constructing frequency pickups for gas analysis; Ye. M. KARPOV, V. A. BRAZHNIKOV and B. Ya. LIKHTSINDER (Kuybyshev)--reports on analysis and recording of boring speeds; Yu. V. PSHENICHNIKOV (Kuybyshev)--"A High Speed Voltage-to-Digital Code Converter for ac Pickup"; G. P. VIKHROV and V. K. ISAYEV (Vilna)--"A Highly Accurate Digital Peak-to-Peak Voltmeter"; and S. M. PERSIN (Leningrad)--"A Low Level Analog-Digital Voltage Converter."

ASSOCIATION: none

SUBMITTED: 00

NO REF SOV: 000

ENCL: 00

OTHER: 000

SUB CODE: EE, EC

JPRS

ml
Card 4/4

L 20471-66

ACC NR: AT6005068

SOURCE CODE: UR/2563/65/000/256/0003/0009

AUTHOR: Knorring, V. G.; Rukina, L. K.

ORG: Leningrad Polytechnic Institute im. M. I. Kalinin (Leningradskiy politekhnicheskii institut)

TITLE: A new method for the construction of digital compensation instruments for the measurement of mechanical quantities

SOURCE: Leningrad. Politekhnicheskii institut. Trudy, no. 256, 1965. Tsifrovyye izmeritel'nyye i upravlyayushchiye ustroystva (Digital measuring and control devices), 3-9

TOPIC TAGS: manometer, electromechanical converter, analog digital converter, measuring instrument

ABSTRACT: A method is proposed for the design of precision instruments for the measurement of nonelectrical quantities (force, pressure, moment). The instruments consist of a closed automatic equilibration system in which the direct conversion section contains a nonelectrical quantity-to-frequency converter, and inverse conversion is carried out by a code-analog converter. The approach is discussed on the example of a manometer shown in Fig. 1.

Card 1/3

33
B-1

qm

2

I. 2C671-66
ACC NR. AT6005068

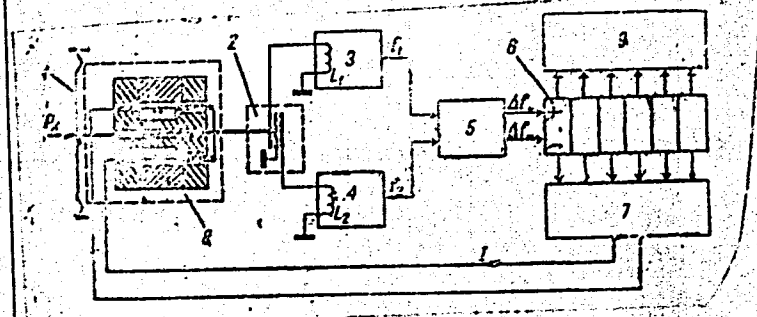


Fig. 1. The block diagram of a digital compensating manometer.
1 - membrane; 2 - differential capacitive undercompensation converter; 3, 4 - frequency dependent circuits of two LC generators; 5 - frequency reading circuits; 6 - reversible pulse counter; 7 - code-to-current converter; 8 - inverted magnetolectric converter; 9 - reading device.

Card 2/3

L 20671-66
ACC NR: AT6005068

The authors analyze the operation of the instrument, establish its equivalent circuit, and develop the pertinent theoretical expressions. An analysis of the results shows that the procedures studied can be used to build instruments which are completely free of the static undercompensation error. These instruments are also free of insensitive zones because of the use of an ideal integrating stage without a starting threshold in the direct conversion circuit. Since these are digital systems, they may be made completely free of quantization errors without complicating the instrument. Finally, in contradistinction to other physical quantity-to-frequency conversion setups, the proposed units carry out tracking conversion and allow the reading of the quantity under determination at any instant of time. Orig. art. has: 17 formulas and 4 figures. [08]

SUB CODE: 09, 14/ SUBM DATE: none/ ORIG REF: 006/ OTH REF: 003/ ATD PRESS: 4223

Card 3/3 UCR

RUKINA, L. P.

Methods for the determination of nucleic acids in tissues:
O. P. Chepurova, B. B. Sevinskaya, and L. P. Rukina (Inst.
Biochem., Acad. Sci. Ukr. S.S.R., Kiev).—*Usrotr. Biokhim.*
Zhur. 23: 335-40 (in Russian), 340-2 (1951).—A partly
exptl. crit. review of existing methods, and a proposed
modification. B. S. Levine

2

RUKINA, L. P.

Metabolism of nucleic acids in the liver and CNS (central nervous system). O. P. Chepinoga, E. B. Skvirskaya, L. P. Rukina, and T. P. Silch (Biochem. Inst. Acad. Sci. Ukr. S.S.R. Kiev). *Ukrain. Biokhim. Zhur.* 24, 177-85 (in Russian, 185-7)(1952); cf. *ibid.* 23, No. 3(1951).—Brain and liver nucleic acid metabolism was studied in 150-g. white rats as follows: (1) controls; (2) after partial liver excision; (3) during prolonged narcosis; (4) a combination of (2) and (3). The left lower portion of the liver (about 1/4 of the total liver wt.) was removed under ether. Sodium medinal (15 mg./100 g. wt., 3-4 times daily) was used for narcotic sleep induction. Dets. were: total nucleic acid (NA) P, ribonucleic acid (RNA) P, deoxyribonucleic acid (DNA) P, ribonuclease (RNAase) and deoxyribonuclease (DNAase) in liver and brain tissues. With (2) a decrease in NA P resulted in both brain and liver, enzyme activity increasing except for DNAase in the liver where it decreased. In (3) the effect on the CNS led to lowered NA P in brain and liver, and decreased enzyme activity except for DNAase of the brain which increased. (4) was not the summative effect of (2) + (3) since the new metabolic pattern from (2) is further changed by (3). A modified Schmidt-Tannhauser method (cf. Chepinoga, Skvirskaya, and L. P. Rukina, *Ukrain. Biokhim. Zhur.* 23, No. 3(1951)) was used for total NA P. DNAase was detd. viscometrically. A RNAase detn. was developed based upon the Kunitz method (C.A. 34, 7944) as follows: *Detn. A:* 0.5 ml. of 0.1M acetate buffer (pH 6.4), 0.5 ml. of 1-hr. 1:10 aq. ext. of minced tissue, and 1.0 ml. 0.4% Na salt of RNA. *Detn. B:* 0.5 ml. of 0.1M acetate buffer (pH 6.0), 0.5 ml. of ext., and 1.0 ml. H₂O. All samples were incubated 1 hr. at 37°. 2.0 ml. of 0.35% uranyl acetate with 8% CCl₃COOH added, left an addnl. 30 min. at 37° to ppt. proteins and

remaining RNA, and then filtered. One ml. of filtrate was digested with 0.15 ml. of concd. H₂SO₄ and P detd. colorimetrically, comparing both A and B against their resp. controls.

Clayton F. Holway

3

RUKINA, L. P.

The interrelation between nucleic acids in the process of metabolism. O. P. Chepizova and L. P. Rukina. *Ukrain.*

Biochim. Zhur. 25, 388-96 (in Russian, 397-8) (1953).—An attempt was made to show that ribonucleic (I) and deoxyribonucleic (II) acid in the process of metabolism can be mutually converted into one another without preliminary breakdown. Ground tissue of rabbit kidney was used in *in vivo* expts. To arrest metabolic depolymerization of II, $CdCl_2$ was added; this caused a reduction in the pentose nucleotides and an increase in II. Only in lung and thyroid gland tissues has the conversion of I into II thus far been observed. In liver tissue with the use of P^{32} there has been observed a reduction in the P content in the II fraction and a P increase in the I fraction. Simultaneously the specific activity of P^{32} in the I fraction was considerably lowered. Preliminary expts. with whole organisms previously conditioned with Na citrate appeared to support the *in vivo* findings. B. S. Levine

USSR

The inhibiting effect of erythrocyte hemolysates on the activity of deoxyribonuclease. O. P. Chepingin and L. P. Rukina (Inst. Biochem. Acad. Sci. Ukr. S.S.R., Kiev). *Dokl. Akad. Nauk SSSR*, 1955, 127, 52-3 (Russian summary, 39-40) (1955).—The hemolyzate of washed erythrocytes (I) acts as a specific inhibitor of the activity of deoxyribonuclease (II) of blood serum. The inhibition factor (III) is a part of I and differs in some of its aspects from other known II inhibitors. III is inactivated by heating for 5 min. at 58°, behavior unlike that of a similar factor found in leucocytes (cf. Kurnick, *et al.*; *C.A.* 47, 5510a). The basic properties of III coincide with those of a similar inhibitor found in yeasts (cf. Zamenhof and Chagoff, *C.A.* 43, 1852g). III remained unchanged after 48 hrs. of dialysis indicating that it most probably is a high-mol. substance. D. S. L.

MA
MCT

PH
110
1
Determination of nitrogenous bases of nucleic acids by paper chromatography. L. P. Rukins (Inst. Biochem., Acad. Sci. Ukr. S.S.R., Kiev). *Ukrain. Biokhim. Zhur.* 27, 227-31 (Russian summary, 234-8) (1955).—Rabbits were decapitated and their livers rapidly removed. All further processing was done at low temp. Three g. of the liver were treated by a modification of the Schmidt and Thannhauser method (C.A. 40, 3181⁴). Deoxyribonucleic acid (I) and ribonucleic acid (II) were isolated by a process previously described (cf. Davylova, C.A. 48, 9528⁸). I was extd. from the ppt. with 10% CCl_3CO_2H at 80° for 20 min., followed by a 10-min. extn. with 5% CCl_3CO_2H . Exts. were combined, heated on boiling water bath for 30 min. to destroy the CCl_3CO_2H , evapd. down to 10 ml. in ground-glass stoppered centrifuge tubes. A current of dry air was used to evap. I to dryness. The acidified centrifugate obtained after I pptn. contg. II was similarly heated for 30 min. for the destruction of the CCl_3CO_2H . It was cooled and 1.1 ml. of 70% cooled $HClO_4$ added to ppt. the K_2 as $KClO_4$ and the walls of the tube washed twice with 2-3 ml. of cooled distd. H_2O . The wash H_2O was added to the supernatant contg. II and evapd. to dryness at 78° using a current of dry air. To the tube contg. I was added 0.05 ml. of 70% $HClO_4$; to the one contg. II 0.03 ml.; they were placed for 1 min. in a boiling water bath with the stoppers out. Tubes were then stoppered and hydrolysis allowed to proceed for 1 hr. The tubes were then cooled and 0.03 and 0.05 ml. of distd. H_2O added, corresponding to the vols. of added $HClO_4$, mixed, and centrifuged. The supernatant material was used in the chromatographic detns. Strips of chromatographic paper (4 cm. X 45 cm.) were washed with a soln. of HCl followed

(OVER)

L. P. RUKINA

by distd. H₂O to neutral pH and air dried. A sample (0.007 ml.) of the hydrolyzate was placed on a paper strip 5 cm. from the edge and distribution-sept. accomplished by the method of Marshall and Vogel (C.A. 43, 5754c). The spots were made visible by ultraviolet illumination. The R_fs were calcd. and the spots eluted with 5 ml. of 0.1N HCl (5 ml. of 1.0N HCl in the case of guanine) at 87° for 15 hrs. The centrifuged eluates were used in the quant. detns. of the bases by spectrophotometry with similar paper eluates of 0.007 ml. 1:1 mixt. of H₂O and HClO₄ as controls. The quantity of adenine in II was established as the difference between the values obtained for the eluates of the spots of adenine + uracil and uracil obtained in the acid system.

B. S. Leying

RUKINA, L. P.


Rukina, L. P.

"The characteristics of the nitrogen bases of nucleic acids in the liver of rabbits in states of the organism associated with increased protein synthesis." Kiev State U imeni T. G. Shevchenko. Kiev, 1956. (Dissertation For the Degree of Candidate in Biological Sciences.)

Knizhnaya letopis'
No 21, 1956. Moscow.

"APPROVED FOR RELEASE: 08/22/2000

CIA-RDP86-00513R001446020002-2



APPROVED FOR RELEASE: 08/22/2000

CIA-RDP86-00513R001446020002-2"

L. P. Rakina

adult rabbits. In RNA and DRNA of the liver of pregnant rabbits and of 24-day-old embryos the ratio of purine bases to P is doubled. In the liver of newborn rabbits the N compn. of DRNA is sharply changed, the ratio of adenine to P was tripled and similar ratios of guanine and of thymine were also increased. The ratio of guanine to P of RNA was quadrupled. The ratio of purine bases to P in the liver of 10-day old rabbits was lowered. In the liver of rabbits one month old the high ratio between guanine and P of RNA persisted; the cytosine to P ratio was increased and the uracil to P ratio was lowered. In DRNA all 4 bases had a ratio to P similar to that in adult rabbits. The ratio of N bases to the P of nucleic acids in the liver of rabbits 2 months old was the same as in adult rabbits. It is concluded that the processes of intensive protein synthesis in the animal organism is accompanied by a change in the content of nucleic acids and in their interratios and by a considerable rearrangement in their intermol. constitution, in particular in the N bases.

B. S. Levine

RUKIN, V., inzh.

Fuel-consumption meters. Avt. transp. 36 no. 7:45-46 J1 '58.

(MIRA 11:8)

(Automobiles--Fuel consumption--Measurement)

RUKINA, N.; IDEL'CHIK, Z.; FROLOVA, G.

Production of heparin. Mas. ind. SSSR 34 no.4:21-22 '63.
(MIRA 16:10)

1. Minskiy zavod endokrinnykh preparatov.

RUKINA, V. N.

11(0)
 Тема I Тема экспертизы 08/1968
 Под названием «Химическая технология промышленности»
 (Trends in the Development of the Gas Industry in the USSR) издается Президиум
 на III-й сессии (Сессия) в Москве, СССР, 1968, 320 с., 5,00

Изд. А.Н. Бочко, Л.С. Зюльман, Л.С. Зюльман, В.А. Девятов, В.Л. Попов,
 В.Л. Рубин, Л.С. Зюльман, Л.С. Зюльман, А.С. Митрофанов, М.И. Митрофанов,
 М.И. Митрофанов, М.И. Митрофанов, М.И. Митрофанов, М.И. Митрофанов,
 В.Л. Рубин, и Л.С. Зюльман.
 Книга: В ней изложены основные сведения по развитию и
 состоянию газовой промышленности СССР, а также о перспективах ее
 развития в будущем. В книге рассмотрены вопросы добычи, переработки,
 транспортировки, хранения и использования газа. Приведены
 основные технико-экономические показатели газовой промышленности
 СССР. Изложены основные направления развития газовой промышленности
 СССР в будущем. Рассмотрены вопросы добычи, переработки, транспортировки,
 хранения и использования газа. Приведены основные технико-экономические
 показатели газовой промышленности СССР. Изложены основные направления
 развития газовой промышленности СССР в будущем.

ТЕМА I ТЕМА ЭКСПЕРТИЗЫ

Trends in the Development of the Gas (Cont.)	08/1968	108
Рубин, В. Л. Основные направления развития газовой промышленности СССР		109
Рубин, В. Л. Основные направления развития газовой промышленности СССР		111
Рубин, В. Л. Основные направления развития газовой промышленности СССР		119
Рубин, В. Л. Основные направления развития газовой промышленности СССР		126

08/1968
 7-13-79

RUKINA, V. N.

POLYANSKIY, A.P.; RUKINA, V.N.; GRIGOR'YEV, A.F.

Result of multiple-purpose and thorough exploitation of gas wells
in the Saratov Gas Trust. Neft.khoz. 32 no.8:85-98 Ag '54.(MLRA 7:8)
(Saratov--Gas, Natural) (Gas, Natural--Saratov)

RUKINA, E. A.

131 AND 130 GROUP
PROCESSES AND PROPERTIES INDEX

20

Effect of microorganisms on the concrete of hydrotechnical structures. A. F. Kriss, N. G. Balchman, E. M. Kokhanskaya and E. A. Rukina. *Microbiology* (U. S. S. R.) 9, 267-80 (in English, 280-17) (1940); Cf. C. A. S. 32, 7510. — The concrete of a river dam became covered with algae by July, coinciding with the max. of "flowering" of the water. The amt. of butyric acid-forming, ammonifying, desulfurizing and denitrifying bacteria is greater on concrete covered by algae than on other parts. Thiobacteria are not assocd. with algae. Aerobic cellulose bacteria and nitrifying bacteria are restricted to certain areas. Near the areas covered by algae the C content of the water is lower and the O content higher (photosynthesis). The amt. of sulfates is also higher than in the middle of the river. The concrete covered by algae contains less CO₂ and CaO. In bottom layers of the water the amt. of bacteria is small or they are absent. The ground water was of Devonian origin. Water in the tunnel of the dam contained 85-160 mg. of Cl per l., Devonian water contains 305 mg./l. Cl, and it is concluded that the ground water was diltd. by river water seeping through the dam.

Inst. Microbiol., ASUSSR

Central State Sci. Control Inst. nu. Tarasovich, Moscow

MURINA, E. A.

NI-1075 (Influence of microorganisms on the concrete of fluvial hydrotechnical structures. II.) O vliianii mikroorganizmov na beton rechnykh gidrotekhnicheskikh sooruzhenii. II.

Mikrobiologiya, 10(3): 314-322, 1961.

RUKINA, E.A.

RT-1192 (Influence of microorganisms on concrete of the marine hydrotechnical structures.
III) O valianii mikroorganizmov na beton morskikh gidrotekhnicheskikh sooruzhenii. III
MIKROBIOLOGIJA, 10(5), 1941.

RUKINA, V. B.

USSR/Electricity - Conductors

G-4

Abs Jour : Ref Zhur - Fizika, No 1, 1958, 1404

Author : Samsonov, G.V., Rukina, V.B.

Inst : Institute of Metal Ceramic and Special Alloys, Academy of Sciences, Ukrainian, SSR.

Title : Microhardness and Tantalum Carbide in the Region Where they are Homogeneous.

Orig Pub : Dopovidi AN URSR, 1957, No 3, 247-250

Abstract : Experimental data are given on the measurement of the microhardness and the electric resistivity of alloys in the system Ta-C in the region where the carbides Ta₂C and TaC are homogeneous. It is proposed to treat the results on the basis of the electron structure of the atoms Ta and C.

Card 1/1

KRISS, A.Ye., RYABTSEVA, Z.S., RUKINA, Ye.A., KIRIK, M. & GRIGOR'YEVA, T.A.

---"Fagin---Complex Preparation for the Treatment of Refractory Infected Wounds."

SO:Byul. Eksper.Biol.i Med. 1944(9).(Quoted in Referaty 1945)

ISAYEV, B.M., KRISS, A.Ye. & RUKINA, Ye.A.

"Some Observations on Bacterial Cytology using the Electron Microscope."
SO: Izvestia A.N. SSSR, Ser. Biol. 1945(6):678-687.

KRISS, A. E.; RUKINA, E. A.

Bacteriophage in the Sea, Doklady Akademii Nauk S.S.S.R., 1947, Vol 57, pp 833-836.

Institute of Microbiology, U.S.S.R. Academy of Sciences, Central State Scientific Controlling Institute imeni Tarasevich, Moscow.

KRISS, A. Ye.; RUKINA, E. A.

The Nature of Bacteriophage: Part II. Pure Bacteriophage and Its Characteristics, (Institute of Microbiology, U.S.S.R. Academy of Sciences), Mikrobiologiya, 1948, Vol 17, No. 2, pp 176-188.

Institute of Microbiology, U.S.S.R. Academy of Sciences, Central State Scientific Controlling Institute imeni Tarasevich, Moscow.

RUKINA, YE. A.

FA 2/49167

USSR/Medicine - Bacteriophage,
Nature of
Medicine - Microorganisms
May/June 48

"The Nature of Bacteriophage: III, The Role of Protective Colloids in the Preservation of the Stability of Bacteriophage During Denaturizing Actions," A. Ye. Kriss, Ye. A. Rukina, Inst of Microbiol, Acad Sci USSR, Moscow

"Mikrobiol" Vol XVII, No 3

Reports series of experiments investigating the role of albuminous component of bacteriophage. Method adopted was to compare effects of

2/49167

USSR/Medicine - Bacteriophage,
Nature of (Contd.)
May/June 48

denaturizing actions such as temperature and desiccation on bacteriophage purified to various degrees. Results are shown graphically and discussed. Submitted 12 Nov 47.

2/49167

PROCESSES AND PROPERTIES INDEX

CA 11d

Microbiology of the Black Sea: Depth distribution of microorganisms. A. E. Kriss and E. A. Rukina. *Mikrobiologiya* 18, 141-53(1949).—Black Sea water was sampled at 5 test points, 50 km. apart and 100-170 km. off shore, at 1 m. depth, at 25 m. intervals in the O₂ zone (to 250 m.), and at 250 m. intervals in the H₂S zone (250-2000 m.). Of 52 varieties found in the O₂ zone, 40 were aerobes and 12 were facultative anaerobes; 17 varieties (12 and 5, resp.) occurred in the planktonosphere. Of 28 varieties found in the H₂S zone, the figures were 17 and 11, with 5 (1 and 4) from the planktonosphere. Among the organisms were *Micrococcus albus*, *Micr. roseus*, *Micr. sulfureus*, *Micr. candidus*, *Sarcina flava*, *Mycobact. hyalinum*, *Bact. subtilis*, *Pseudobact. furcosum*, *Pseudomonas gracilis*, *B. subtilis*, *B. amarus*, *B. angularis*, and *B. luteus*. Cell counts in the planktonosphere, O₂ zone, ranged up to 14,000/ml. In the H₂S zone, near the sea bottom (2000-2,250 m.), cell counts ranged up to 513,000/ml.

Julian P. Smith

Int. Microbiol., AS USSR
 Sovietopol Biol. Station, AS USSR
 Translation M-1046, 28 Mar 56

ASR-514 METALLURGICAL LITERATURE CLASSIFICATION

1	2	3	4	5	6	7	8	9	10	11	12	13	14	15	16	17	18	19	20	21	22	23	24	25	26	27	28	29	30	31	32	33	34	35	36	37	38	39	40	41	42	43	44	45	46	47	48	49	50	51	52	53	54	55	56	57	58	59	60	61	62	63	64	65	66	67	68	69	70	71	72	73	74	75	76	77	78	79	80	81	82	83	84	85	86	87	88	89	90	91	92	93	94	95	96	97	98	99	100
---	---	---	---	---	---	---	---	---	----	----	----	----	----	----	----	----	----	----	----	----	----	----	----	----	----	----	----	----	----	----	----	----	----	----	----	----	----	----	----	----	----	----	----	----	----	----	----	----	----	----	----	----	----	----	----	----	----	----	----	----	----	----	----	----	----	----	----	----	----	----	----	----	----	----	----	----	----	----	----	----	----	----	----	----	----	----	----	----	----	----	----	----	----	----	----	----	----	----	-----

KRISS, A. E.; RUKINA, E. A.

Origin of Hydrogen Sulfide in the Black Sea, (Institute of Microbiology, U.S.S.R. Academy of Sciences, Moscow; Sevastopol Biological Station, U.S.S.R. Academy of Sciences), Mikrobiologiya, 1949, Vol 18, No. 4, pp 332-345.

Institute of Microbiology, U.S.S.R. Academy of Sciences, Central State Scientific Controlling Institute imeni Tarasevich, Moscow.

KRISS, A. E.; RUKINA, E. A.

Oxidation-Reduction Reactions in the Hydrogen Sulfide Zone of the Black Sea,
(Institute of Microbiology, U.S.S.R. Academy of Sciences, Moscow; Sevastopol Biological
Station, U.S.S.R. Academy of Sciences; All-Union Scientific Research Institute of
Marine Fisheries and Oceanography, Moscow), Mikrobiologiya, 1949, Vol 18, No. 5, pp 402-415.

Institute of Microbiology, U.S.S.R. Academy of Sciences, Central State Scientific
Controlling Institute imeni Tarasevich, Moscow.

KRISS, A. E.; RUKINA, E. A.; TIKHONENKO, A. A.

Biomass of Microorganisms on the Bottom of the Sulphurhydrate Region of the Black Sea, (Institute of Microbiology and the Sevastopol Biological Station, U.S.S.R. Academy of Sciences), Doklady Akademii Nauk S.S.S.R., 1950, Vol 75, No. 3, pp 453-456.

Institute of Microbiology, U.S.S.R. Academy of Sciences, Central State Scientific Controlling Institute imeni Tarasevich, Moscow.

C. Q.
1951

Mining, Sewage, and 14

Occurrence of toxic organic compounds in the Black Sea.
A. B. Kriss, R. A. Rukina, and V. I. Biryuzova (Microbiol.
Inst. Acad. Sci., Moscow). *Mikrobiologiya* 20, 99-102
(1951).—Bacterial decompn. of org. matter in Black Sea
mud is not inhibited by H₂S in the water. The decompn.
products include NH₃, N₂, CO₂, H₂, CH₄, and carbonates. 26
references. Julian F. Smith

KRISS, A. Ye.; RUKINA, Ye. A.; BIRYUZOVA, V. I.

"Microzonality in the Distribution of Heterotropic Microorganisms in the Sea,"
Mikrobiologiya, Vol 20, No 3, 1951, pp 256-265.

Inst. of Microbiology, AS USSR.

Translation M-576, 29 Jun 55

RUKINA, Ye. A.

RUKINA, Ye.A.; NOVOZHILOVA, M.I.

Species of yeasts isolated from various depths of Black Sea. Trudy
Inst. mikrobiol. no.2:150-156 '52. (MLRA 5:12)
(WATER, bacteriology,
yeasts in Black Sea)
(YEASTS,
in Black Sea)

RUKINA, Ye. A.

RUKINA, Ye. A.; TIKHONENKO, A.S.

Comparative evaluation of culture on slides in Petri's dishes and method of culture on membranous ultrafilters in bacteriological investigation of water. Trudy Inst. mikrobiol. no. 2:180-187 '52.

(MLRA 5:12)

(WATER, bacteriology, determ., Petri's dish & membrane ultrafilter technics, comparison)

(BACTERIA, in water, determ., Petri's dish & membrane ultrafilter technics, comparison)

CA

6.
Distribution of yeasts in the sea. A. B. Kisse, W. A. Kukina, and A. S. Fikhonenko. *Zhur. Obshch. Biol.* 13,

212-12 (1952).--Yeast cells were found in the Black Sea at depths down to about 5700 ft. Horizontal and vertical distribution varied with plankton and with content of dissolved gases, especially O_2 and H_2S . Colorless, pink, and black yeasts were observed, among them *Rhodotorula rubra*, *Loeulopsis pulcherrima*, and *T. laurentis*. J. F. S.

RUKINA, Ye. A. and KRISS, A. Ye.

"Biological Mass of Microorganisms and the Rate of Their Multiplication in Ocean Depths," Zhur. Obshch. Biol., 13, No.5, pp 346-62, 1952

Translation M-687, 16 Aug 55

RUKINA, Ye.A.; BIRYUZOVA, V.I.

Method of preparation of membranous ultrafilters for direct count,
free from cells of microorganisms. Mikrobiologiya, Moskva 21 no.1:60-
65 Jan-Feb 1952. (GLML 22:1)

1, Institute of Microbiology, Academy of Sciences USSR, Moscow.

[A]
RUKINA, Ye., KRISS, A. and LEBEDEVA, M.

"Distribution of Numbers and Biological Masses of Bacteria in the Open Sea with Increasing Distance from the Shore," DAN USSR, 76, No. 3, 1952.

PUTIN, A. G.; LEBEDEVA, M. N.; BUKINA, YE. A.

Marine Biology

Distribution of the number and density of microorganisms in the sea in relation to distance from the shore. Dokl. AN SSSR 96, no. 3, 1952.

Monthly List of Russian Accessions, Library of Congress, December 1952. UNCLASSIFIED.

RUKINA, E. A.

Chemical Abst.
Vol. 48 No. 8
Apr. 25, 1954
Biological Chemistry

③
Purple sulfur bacteria in the hydrogen sulfide-containing depths of the Black Sea. A. E. Kriss and E. A. Rukina (Inst. Microbiol., Acad. Sci. U.S.S.R., Moscow). *Doklady Akad. Nauk S.S.S.R.* 93, 1107-10(1953).—A detailed description of specimens of purple S bacteria found in the H₂S-contg. depths of the Black Sea is given with illustrations. These form in their cultures not only red and orange pigments but also bacteriochlorophyll, whose absorption max. in MeOH is 775-70 m μ and 810-600 m μ . These failed to develop in the dark in various cultures, and it is suggested that in natural habitat the energy source might be radioactive in the sea depths since normal illumination sources are lacking. G. M. Kosolapoff

1954, 11/11
KRIS, A.Ye.; MARKIANOVICH, Ye.M.; RUKINA, Ye.A.

New materials on the species of micro-organisms in the Black
Sea. Trudy SBS 8:220-287 '54. (MIRA 11:1)
(Black Sea--Bacteria)

USSR/ Biology - Microbiology

Card : 1/1

Authors : Kriss, A. E., Biryuzova, V. I., and Rukina, E. A.

Title : Distribution of micro-organisms in the water mass of the Central and Southern Caspian area and their mineralizing activity

Periodical : Dokl. AN SSSR, 97, Ed. 2, 329 - 332, July 1954

Abstract : In August-September 1952, the expedition of the All-Union Institute of Oceanography and Ocean Fish Life investigated the distribution of micro-organisms in the water mass of the Central and Southern ends of the Caspian Sea. Their findings are described in detail. Nine references. Table, drawings.

Institution : Acad. of Sc. USSR, Institute of Microbiology

Presented by : Academician V. N. Shaposhnikov, May 5, 1954

RUKINA E. A.

USSR/Microbiology - General Microbiology.

F-1

Abs Jour : Ref Zhur - Biol., No 4, 1958, 14619

Author : Ierusalimskiy, N.D., Rukina, E.A.

Inst : -

Title : Study of Spore Formation Conditions of Butyric Acid Bacteria with Aid of Colloidal Wrappers.

Orig Pub : Mikrobiologiya, 1956, 25, No 6, 649-658

Abstract : Cultivation of *Clostridium saccharobutiricum* in colloidal wrappers immersed in a definite medium made it possible to trace the dependence of different spore formation stages on changes in the medium. The accumulation of a large number of vegetative cells up to 3.5-7 billions was best on a rich nutrient medium with a yeast autolysate and peptone. To convert the vegetative cells into ripe pre-spore granulose-containing and clostridial forms, a favorable influence was exerted by transferring the cultures into a nitrogen-free medium with glucose and

Card 1/2

IYERUSALIMSKIY, N.D.; HUKINA, Ye.A.

Studying the conditions promoting sporulation in bacteria by the
method of continuous flow microcultures. Mikrobiologiya 28 no.6:
801-806 N-D '59. (MIRA 13:4)

1. Institut mikrobiologii AN SSSR.
(BACTERIA, culture)

VERZILIN, N.M.; KOLINA, Ye.V.

Stratigraphy and paleogeography of Cretaceous sediments in the
Fergana intermontane trough. Sov. geol. 7 no.5:7-37. My 1964
(I RA 18:2)

1. Leningradskiy gosudarstvennyy universitet.

RUKHIN, Lev Borisovich; RUKHINA, Ye. V.; KULAGINA, T. I., red.;
VODOLAGINA, S. D., tekhn. red.

[Cretaceous deposits in the Fergana Valley; stratigraphy and
lithology] Melovye otlozheniia Ferganskoi kotloviny; strati-
grafiia, litologiya. Leningrad, Izd-vo Leningr. univ., 1961.
161 p. (MIRA 14:4)

(Fergana--Geology, Stratigraphic)

RUKKAS, D.N., polkovnik meditsinskoy sluzhby

Planning activities for a military hospital. Voen.-med.zhur. no.7:
5-9 J1 '57. (MIRA 11:1)

(HOSPITALS,
military, organiz. (Rus))
(MEDICINE, MILITARY AND NAVAL,
hosp.organiz. (Rus))

RUMANIA / Chemical Technology. Fats and Oils. Waxes. H
Soaps. Washing Agents. Flotation Reagents.

Abs Jour: Ref Zhur-Khimiya, No 22, 1958, 75329.

Author : Rukenshtein.
Inst : Not given.
Title : Steps Taken in the Technical Organization of
Oil Factories for the Purpose of Improving the
Technological Process.

Orig Pub: Rev. ind. aliment. prod. vegetale, 1957, 7,
10-11.

Abstract: No abstract.

Card 1/1

50

41264

S/035/62/000/010/004/128
A001/A101

APPROVED FOR RELEASE: 08/22/2000
AUTHORS: Rambousek, Jan, Rukl, Antonin

CIA-RDP86-00513R001446020002-2"

TITLE: Changes in geographic latitude of the geodetic observatory
Pecny during 1958.7 - 1959.9

PERIODICAL: Referativnyy zhurnal, Astronomiya i Geodeziya, no. 10, 1962, 13- 14,
abstract 10A126 ("Geod. a kartogr. obzor.", 1961, v. 7, no. 10,
190 - 195, no. 11, 208 - 212; no. 12, 225 - 227, Czech)

TEXT: Systematic observations for determining the latitude of the Pecny
Observatory near Ondrejova (CSSR) were initiated on September 2, 1958, in con-
nection with the IGY and IGC. The observations were carried out by the Horrebow-
-Talcott method according to the Poltava program with a transit instrument AP 100
manufactured at the state enterprise K. Zeiss in Jena. Altogether 1,150 latitude
pairs and 738 pairs for determining the value of a micrometer screw revolution
were processed. The accuracy of determining the mean value of the observatory
latitude amounts to $\pm 0''014$ (rms error). On assumption that all observed lat-
itude variations were caused solely by changes in the position of the Earth's
instantaneous pole, the adjusted value of the observatory latitude is expressed
Card 1/3

Changes in geographic latitude of the...

S/035/62/000/010/004/128
A001/A101

by the formula:

$$\varphi = 49^{\circ}54'56", 210 + 0", 085 \cos (18^{\circ}t + 112^{\circ}) -$$

$$0", 019 \sin (18^{\circ}t + 112^{\circ}) + 0", 237 \cos (15^{\circ}t + 72^{\circ}52).$$

A comparison of the coordinates of the instantaneous pole calculated from observations at the Pecny Observatory and from the data of the Latitude Service of the International Time Bureau made it possible to calculate the following value of the non-polar z-term: $+ 0".030 \cos (18^{\circ}t + 208^{\circ})$. From the comparison of the latitude mean value determined on the given day with the values obtained in each observational series of the same day, the adjusted value of diurnal latitude variation has been calculated:

$$\Delta\varphi_d = +0".027 \cos (t \ominus + 5^h, 4).$$

Card 2/3

Changes in geographic latitude of the...

S/035/62/000/010/004/128
A001/A101

It is very close to that obtained by N. A. Popov at Poltava for the epoch
1939 - 1941. There are 34 references.

N. Modrinskiy

[Abstracter's note: Complete translation]

Card 3/3

RUKL, VACINA

CZECHOSLOVAKIA/Human and Animal Physiology - Blood.

Abs Jour : Ref Zhur - Biol., No 2, 1958, 8473

Author : Vaclav Rukl and Zdenka Vykydalova

Inst :

Title : Observations on the Problem of the Detection and Evaluation of Heinz Bodies.

Orig Pub : Pracovni lekar, 1956, 8, No 1, 41-42

Abstract : Large quantities of phenylhydrazine were absorbed through the injured skin of 6 workers of a chemical factory with severe burns. A considerable amount of erythrocytes with Heinz bodies appeared in the peripheral blood. After 6 days Heinz bodies were not detected. The decrease in the number of Heinz bodies was accompanied by an increase in the number of reticulocytes. Heinz bodies were not found among patients with severe burns who were not subjected to the effect of phenylhydrazine. The detection of Heinz bodies is of diagnostic significance.

Card 1/1

RUKL, Vaclav, MUDr.; FILIP, Bohumil, MUDr.

Unusual working hazard on polishing wheels. Pracovni lek.
7 no.3:164-165 May 55.

1. Z Odd. hygieny prace a chorob z povolani v Pardubicich.
(INDUSTRIAL HYGIENE
hazards in work on polishing wheels, angioneurosis)
(OCCUPATIONAL DISEASES
angioneurosis in workers with polishing wheels)
(VASCULAR DISEASES, PERIPHERAL
angioneurosis in workers with polishing wheels)

Rukl, V.

✓ Phenylhydrazine poisoning. V. Rukl. (Pracovní Lékařství 5, 212-4 1953).—Three cases are reported in men aged 17, 20, and 27 years of whom the eldest was an alc. addict. Periods of exposure were 6 weeks, 3 and 9 months, resp. In all cases the poison entered through the skin. Following massive doses skin changes were noted after 3 hrs.; changes in the blood count developed within 14 days. In cases of continuous poisoning no conspicuous skin changes were observed, but a hemolytic anaemia occurred. That alc. potentiates the effect was confirmed; cyanosis was not found to be a typical manifestation. L. J. Urbánek

M. J. Urbanek

RUKL V. *Otrava fenylhydrazinem. Phenylhydrazine poisoning PRACOVNI LEK. (Praha)
1953, 5/5 (272-274)
(5629)

Three cases are reported. The periods of exposure were 6 weeks, 3 months and 9 months respectively. Entry took place in all cases through the skin. The poisoning took the form of haemolytic anaemia. Heinz's bodies were found in all cases. Alcohol aggravated the effect of phenylhydrazine. (The paper is published by the department of industrial hygiene in Pardubice.)
Rejssek-Prague

SO: Excerpta Medica, Vol. 8, No. 8, Sect. VI, August, 1954

RUKL, Vaclav, MUDr.; VYKYDALOVA, Zdenka

Determination and evaluation of Heinz corpuscles. Pracovni
lek. 8 no. 1: 41-42 Jan 56.

1. Oddeleni chorob z povolani pri KUNZ v Pardubicich, prednosta
MUDr. V. Rukl
(ERYTHROCYTES,
Heinz bodies in burns (Cz)).
(BURNS, blood in,
Heinz bodies (Cz))

LITVIN, K.I.; starshiy inzhener; RUKLADZE, Ye.G.; TERENT'YEV, A.P.

Determination of barium by the method of "nascent reagents."
Nauch. trudy MGI no.27:97-113 '59. (MIRA 14:6)
(Barium--Analysis)
(Chemical tests and reagents)

G I RUKMAN

"The Problem of Interchangeability and Accuracy in Radio Electronics"
from Annotations of Works Completed in 1955 at the State Union Sci. Res. Inst; Min.
of Radio Engineering Ind.

So: B-3,080,964

G I RUKMAN and M V BUKHAREVA

"Investigation of a Radio Engineering Method for Control of the Physicochemical Properties of Oxide Masses Used for the Manufacture of Cathodes" from Annotations of Works Completed in 1955 at the State Union Sci. Res. Inst. Min. of Radio Engineering Ind.

So: B-3,080,064

SOV/112-58-2-2525

Translation from: Referativnyy zhurnal, Elektrotehnika, 1958, Nr 2, p 118 (USSR)

AUTHOR: Rukman, G. I., Tychinskiy, V. P., and Yukhvidin, Ya. A.

TITLE: A Method of Producing Power From Beta-Active Isotopes
(Ob odnom metode energeticheskogo ispol'zovaniya beta-aktivnykh izotopov)

PERIODICAL: Tr. n.-i. in-ta M-vo radiotekhnich. prom-sti SSSR, 1956,
Nr 6 (36), pp 3-8

ABSTRACT: Two types of atomic power sources based on β -radiation utilization are known: (1) a well-insulated electrode is directly charged by β -particles; (2) β -particle energy is transformed in a semiconductor into the energy of a great number of relatively slow electrons. The disadvantages of the first method -- a high internal resistance of the atomic battery (on the order of hundreds of megohms) -- and of the second method -- a low efficiency -- are pointed out. A new method is suggested, based on the charge accumulation created by β -radiation in an electric capacitor. A charged capacitor is periodically discharged by a switching device onto an impulse transformer, the secondary

Card 1/2

SOV/112-58-2-2525

A Method of Producing Power From Beta-Active Isotopes

winding of which supplies a load. A simplified scheme of an atomic battery is presented; its power and efficiency are calculated; with 10^5 curie β -source activity, with an average β -particle energy of 100-kev, and with a 100- μmf capacitor, the optimum charging time that corresponds to the maximum efficiency (20.5%) is 20 microseconds, the capacitor voltage is 70 kv, and the mean output power is 13 w. With a 10:1 transformer ratio, the equivalent battery resistance is on the order of hundreds of ohms. The S^{35} sulfur isotope, with an average energy of about 100 kev and a half-life of 87.1 days, is recommended as a source of β -radiation. Bibliography: 8 items.

E.A.G.

Card 2/2

Rukman, 6
DEVYATKOV, N.; RUKMAN, G., kand.tekhn.nauk.

Vacuum electronics. Radio no.11:31-33 N '57. (MIRA 10:10)

1. Chlen-korrespondent AN SSSR (for Devyatkov).
(Electronics)

BEKIZAN, G.I.; BORNILOV, A.P.; KHRYUKIN, V.S.; BRAVINSKIY, V.G.

Radio interference (phase metering) circuits used in measuring
engineering. Izv. tekhn. no. 4:77-79 J1-Ag '57. (MLRA 10:3)
(Interferometer)

И. М. Курин
Степенные импульсные процессы в статистической радиотехнике.

11 июня
(с 18 до 22 часов)

М. С. Александров
Распределение разности фаз колебаний в совокупности фазовращающих сигналов, шумов и коррелированной шумовой помехи.

В. С. Фельдман
Некоторые вопросы конструктивной теории информации для дискретного канала с шумом и помехой.

О. С. Шаповалов
Определение вероятности потерь информации в трансформированных каналах с шумом и помехой.

Р. Р. Воронцов
Некоторые вопросы теории линейных кодирований.
12 июня
(с 10 до 16 часов)

М. П. Бабурин
Системы передачи дискретных сигналов с фазоразличительной модуляцией.

8

И. М. Гладков
Оптимальный приемный сигнал с КИМ и вероятности помех при приеме.

Г. М. Русланов,
Г. М. Халипов

Системы передачи информации.
Г. М. Русланов,
Г. М. Халипов

О некоторых фактусах задерживающего поля в связи с проблемой передачи и приема информации.

А. А. Сичов
Некоторые соображения по вопросу преобразования «ВАЛ КОД».

12 июня
(с 18 до 22 часов)

В. Н. Марченко
Групповая передача информации сигнала в нелинейных каналах.

М. М. Кошкин
Вопросы оптимальной помехоустойчивости при приеме сигнала.

7

report submitted for the Centennial Meeting of the Scientific Technological Society of
Radio Engineering and Electrical Communications in. A. S. Popov (VSEKIS), Moscow,
8-12 June. 1959

82431

S/056/60/038/03/32/033
B006/B014

24.4200

AUTHORS: Braginskiy, V. B., Ivanenko, D. D., Rukman, G. I.

TITLE: The Possibility of Making Laboratory Tests for the Purpose of Measuring the Propagation Rate of Gravitational Interaction

PERIODICAL: Zhurnal eksperimental'noy i teoreticheskoy fiziki, 1960, Vol. 38, No. 3, pp. 1005-1007

TEXT: New experiments for investigating gravitational waves have been suggested repeatedly (observation of gravitational radiation, verification of effects of the general relativity theory, Eötvös experiments, etc.). Measurement of the propagation rate of gravitational interaction has been suggested only in Ref. 5. The difficulties involved are discussed in detail. According to Ref. 6, the amplitude of a field at a distance R from the emitter may be expressed by $E_R = 2p_0 e^{i\omega t} R^{-3} \cos \theta (1 + k^2 R^2 / 2 - ik^3 R^3 / 2 + \dots)$, where $k = \omega / c_g$, and c_g is the propagation rate of the gravitational field,

X

Card 1/3

82431

The Possibility of Making Laboratory Tests for the Purpose of Measuring the Propagation Rate of Gravitational Interaction

S/056/60/038/03/32/033
B006/B014

P_0 is the dipole moment (the dipole oscillates with the frequency ω). This holds for distances R , which are small as compared to the wavelength, where $kR \ll 1$. Thus, measurement of E_R permits the determination of c_g . The resulting effect is, however, extremely small ($\approx 10^{-17}$ rad if $c_g = 3 \cdot 10^{10}$ cm/sec; now it is possible to measure phase shifts up to 10^{-6} rad). When $\omega/2\pi = 200$ cps and $R = 1$ m, $k^2 R^2/2 \approx 10^{-11}$. Such an amplitude change is measurable through codification of the frequency change of the oscillating dipole (~ 0.5 cps) and demodulation of the frequency. A piezotransmitter (Weber, Ref. 1) with an appropriate amplifier could be used to measure the field strength. It should be accurate to within 10^{-11} (constant temperature of 0.1°C). A few other technical details are briefly described. Finally, the authors thank V. V. Migulin and M. S. Akulin for their discussions. Mention is also made of V. P. Kozyrev. There are 8 references, 5 of which are Soviet.

4

Card 2/3

The Possibility of Making Laboratory Tests for
the Purpose of Measuring the Propagation Rate
of Gravitational Interaction

82431
S/056/60/038/03/32/033
B006/B014

ASSOCIATION: Moskovskiy gosudarstvennyy universitet (Moscow State Univer-
sity)

SUBMITTED: January 3, 1960 X

Card 3/3

S/188/61/000/003/001/002
 B125/B203

6,4400

AUTHORS: Braginskiy, V. B., Rukman, G. I.

TITLE: Recording and measurement of electric signals of weak power

PERIODICAL: Moskovskiy Universitet. Vestnik. Seriya III. Fizika, astronomiya, no. 3, 1961, 3 - 9

TEXT: The present paper reports on the results of measurements of weak signals by a system with long accumulation time. The longest time used was $6 \cdot 10^3$ sec. For judging the amount of the small amplitude U_0 of the sinusoidal electric signal $U_0 \sin \omega t$ with its coherent separation from the background of the thermal noise $U_{\text{therm}}(t)$, it is necessary to evaluate

the quantities $B_i = \frac{2Cn}{\tau_0} \int_t^{t+\frac{\tau_0}{n}} [U_0 \sin \omega t + U_{\text{therm}}(t)] \sin \omega t dt$ (2) statistically.

Here, n is the number of repetitions of measurements of B_i , $\tau_0/n = \tau$ is

Card 1/9

23627

S/188/71/000/003/001/002
B125/B203

Recording and measurement of...

the time of accumulation, C a calibration factor ($\bar{B}_i = CU_0$). This operation (2) was made by the measuring device described below. The recordable minimum power P_{\min} is determined by the half-width of the test interval $\varepsilon(\alpha, n)$ for U_0 . The theoretically attainable value of P_{\min}^0 is $P_{\min}^0 = \frac{\varepsilon^2(\alpha, n)}{2R} = \frac{2kTt^2(\alpha, n)}{\tau(n-1)}$. Here, $t(\alpha, n)$ is a known coefficient dependent on the number of repetitions of measurements n and the $(1-\alpha)$ -probability of the error. Fig. 1 shows the block diagram of the measuring device. The power of the electric signal to be recorded was $1.35 \cdot 10^{-22} - 3.4 \cdot 10^{-20}$ w. Measuring method and evaluation of results: Fig. 2 shows the results of measurement of five electric signals of the powers $1.35 \cdot 10^{-22}$; $5.4 \cdot 10^{-22}$; $2.1 \cdot 10^{-21}$; $8.5 \cdot 10^{-21}$, and $3.4 \cdot 10^{-20}$ w. These powers were determined from the known values of voltage applied to the divider and from the known resistances in the divider. The quantities $\Delta_i = \bar{B}_{\text{sing}} - B_0$ are plotted on the axis of ordinates, and the effective value of the admission potential $U_0/\sqrt{2}$ on the axis of abscissas. Also given are the mean values Δ_i , the verification intervals, and the number of repetitions of measurements

Card 2/9

23627

S/188/61/000/003/001/002
B125/B203

Recording and measurement of...

n. B_{sing} is the new deflection of the galvanometer G (Fig. 1), and B_0 the deflection of this instrument in "zero position". 30 sec were required to determine each value of Δ . The power of $8.5 \cdot 10^{-21}$ w was measured within 900 sec with an accuracy of ± 33 %. Table 1 gives the limiting

values of the power $P_{\text{min}} = \frac{\epsilon^2 (0.99)}{R} \frac{[\text{v. oersted}]^2}{[\text{ohm}]}$ which can be recorded with the dependability 0.99 at various numbers of repetitions of measurements n and the same accumulation time τ for a single measurement. P_0

denotes the theoretical values of P_m at equal n , τ and α , but with $T = 293^\circ\text{K}$. The quality factor $M = P_{\text{min}}/P_{\text{min}}^0$ varies between 4.7 and 7.2.

Table 2 gives the results of measurement of the signal $P = 2.4 \cdot 10^{-21}$ w for $\tau_0 = 1$ hr at various times: $\tau_0/2n = 15$ sec, 30 sec, 60 sec. M can be reduced with a respective reduction of the zero drive and the fluctuations of the parameters by 30 - 40 %. By a considerable reduction of the zero drive it is also nearly possible to halve the total observation time τ_0 . The factor M can altogether be reduced to values of the order 1.6 -

Card 3/9

Recording and measurement of...

23627
S/188/61/000/003/001/002
B125/B203

2.5. With the use of amplifiers with low noise, M can be reduced to nearly 1. The described method for recording and measuring weak electric powers and the limiting values of recorded powers attained may be generalized for measurements of a weak mechanical signal if the transducer gain of the electromechanical pickup is sufficiently near 1. Discussion of results: Under laboratory conditions it is possible to record, in $6 \cdot 10^3$ sec, signals of $4.3 \cdot 10^{-23}$ w (with a dependability of 0.99), or to measure a power of $3.4 \cdot 10^{-20}$ w with an accuracy of $\pm 7\%$ if frequency and phase of the signal are known. If a measuring instrument with $M \sim 1$ can be developed, it is possible to record, within the same $6 \cdot 10^3$ sec, a signal of $9.2 \cdot 10^{-24}$ w. At temperatures up to the order of $1^{\circ}K$, the principally possible separation time of the signal ($10^5 - 10^6$ sec) permits, with $M \sim 1$, the recording of a signal of $2 \cdot 10^{-27} - 2 \cdot 10^{-28}$ w (with a dependability of 0.99). These limiting values should be considered when planning finest physical experiments. The authors thank Professor A. A. Kharkevich, Professor V. V. Migulin, R. L. Stratonovich, and P. S. Land for useful discussions, as well as V. K. Martynov for assisting in the measurements. There are

Card 4/9

23627

Э/188/61/000/003/001/002
B125/B203

Recording and measurement of...

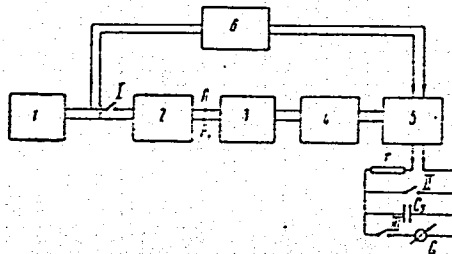
2 figures, 2 tables, and 3 references: 2 Soviet-bloc and 1 non-Soviet-bloc. The reference to the English-language publication reads as follows: Weber J. Phys. Rev., 117, no. 1, 306 - 317, 1960.

ASSOCIATION: Kafedra teorii kol'baniy (Department for the Theory of Oscillations)

SUBMITTED: February 1, 1961

Fig. 1: Block diagram of the measuring device.

Legend: (1) generator ЗГ-10 (ZG-10), (2) divider, (3) preamplifier, (4) 28-W (28-I) amplifier, (5) synchronous detector, (6) phase converter.



X

Card 5/9

9.9867

26426
S/056/61/041/001/021/021
B 02/B23

AUTHORS: Braginskiy, V. B., Rukman, G. I.

TITLE: The possibility of recording gravitational radiation under laboratory conditions

PERIODICAL: Zhurnal eksperimental'noy i teoreticheskoy fiziki, v. 41, no. 1(7), 1961, 304 - 305

TEXT: It is known that the intensity of gravitational radiation occurring as a result of excitation of elastic, longitudinal natural oscillations in cylindrical bodies is higher than that attained by using other radiation devices (see J. Weber. Phys. Rev. 111, 506, 1960). The present "Letter to the Editor" discusses the possibility of recording or measuring such gravitational radiation as has been mentioned above, the intensity of which ranges in the order of 10^{-25} w. The consumption of such an oscillating system (consisting of $n = 2 \cdot 10^4$ cylinders with a cross section $S = 10^4$ cm², oscillation amplitudes $\xi = 10^{-7}$, and a frequency of 10^6 cps) would amount to about 10^6 w. Recording or measuring such a small power as 10^{-25} w is extremely difficult. The smallest measurable power is

Card 1/4



26426

S/055/0 /04/001/021/021

B:02/B231

The possibility of recording ...

given by $P_{\min} = 2kT\theta^2 (\alpha, m)M/\tau(m-1)$, where T is the temperature of the signal source, τ the period of time required for one measurement, m the number of measurements, $\theta (\alpha, m)$ the reliability index of the result obtained from m selected measurements. α the degree of reliability of a measurement result, and M the quality factor of the whole measuring device.

$P_{\min} = 4 \cdot 10^{-23} \text{ w}$ is possible on the condition that $\alpha = 0.990$, $T = 300^\circ \text{K}$, $\tau m = 6 \cdot 10^{-3} \text{ sec}$, which corresponds to $M \approx 5$. If τm can be extended to $6 \cdot 10^5 \text{ sec}$ (about 8 hr) and $M \approx 1$, $P_{\min} = 10^{-25} \text{ w}$ can be reached. In order

to achieve this, it would be necessary that the total power emitted from the radiator be absorbed by the measuring device and converted with a 100 % efficiency. As this is not the case, the actual emitted power had to exceed 10^{-25} w by $10^{12} - 10^{15}$. In the following, an improved experimental arrangement is proposed. The radiation system consists of two groups each having n parallel cylinders. If oscillations are excited in these groups in phase, the emitted power (gravitational waves) turns out to be

Card 2/4

26426
S/056/61/047/001/021/021
B102/B231

The possibility of recording ...

about 4 times higher than that emitted by one group. In case of excitation in phase opposition and maintaining distance and orientation of the cylinders, only the octupole radiation is conserved, which is considerably weaker than the quadrupole radiation of a single group. By displacing the oscillation phase in one group by π , radiation losses occurring in the other group can be changed synchronously. The modulation depth of the power required for excitation amounts to $2 \cdot 10^{-25}$ w for the values of S , n , ξ , ρ and v_{sound} . This direct effect of power modulation

is measurable. Modulation can be checked additionally by changing the mutual orientation of the cylinders. The experimental arrangement must, of course, electrostatically and acoustically be screened. When the inverse piezo-effect is applied for exciting oscillations, BaTiO_3

is an adequate material for cylinders. According to L. I. Bershteyn (Izv. AN SSSR, seriya fizich., 14, 145, 1950) and A. N. Malakhov, a spectral density of power (caused by amplitude fluctuations of

$10^{-9} - 10^{-10}$ w/cps) equivalent to a noise temperature of $T \approx 3 \cdot 10^{13}$ °K is to be expected when the system is excited up to 10^6 cps and the phase

Card 3/4