

L 12775-63

ACCESSION NR: AP3001539

S/0032/63/029/006/0767/0768

AUTHOR: Shcherbov, D. P.

44

TITLE: Eleventh conference on luminescence

SOURCE: Zavodskaya laboratoriya, v. 29, no. 6, 1963, 767-768

TOPIC TAGS: luminescence, molecular luminescence, luminescent analysis, fluorescence, lumogen, luminescent stain

ABSTRACT: The conference took place September 10-15, 1962 in Minsk and was devoted to molecular luminescence and luminescent analysis. Three hundred and seventy delegates, representing over 100 organizations, took part; the number of papers amounted to 180, of which 60 dealt with analytical problems. Sectional sessions were devoted to the theory of luminescence, optical generation, the triplet state, the relation of fluorescence to molecular structure, the effect of solvents and association of molecules on luminescence, the study of luminescence of frozen solutions (the Shpol'skiy Effect), of inorganic compounds, of films and polymers, chlorophyll, molecular crystals of organic compounds, etc. At the analytical section papers were read on the determination of magnesium, copper, uranium and europium, and on the application of fluorescent analysis in the rare metals industry and in the oil, rubber, and synthetic fiber industry. A number
Card 1/2

L 12775-63

ACCESSION NR: AP3001539

of reports were devoted to uses of the luminescent technique in the location of defects, to luminescent analysis instruments, and to the search for new luminescent reagents as well as to fluorimetric properties of rhodamine metallic complexes. The importance of coordination among the organizations engaged in luminescence research was stressed, especially in the field of new luminescent equipment and lumogens. The need for monographs and textbooks on luminescence was emphasized. The publication of a list of Soviet luminescent materials was recommended. The next conference was scheduled for 1964.

ASSOCIATION: none

SUBMITTED: 00

DATE ACQ: 17Jun63

ENCL: 00

SUB CODE: 00

NO REF SOV: .000

OTHER: 000

Card 2/2

SCHERBOV D.P.

L 15667-63 EWT(q)/EWT(m)/BDS AFFTC/ASD JD/JG

ACCESSION NR: AP3004228

S/0032/63/029/007/0787/0789

AUTHORS: Ivankova, A. I.; Scherbov, D. P.

TITLE: Fluorometric determination of rhenium in ores by means of rhodamine 6zh

SOURCE: Zavodskaya laboratoriya, v. 29, no. ²⁷, 1963, 787-789

TOPIC TAGS: rhenium, rhodamine, fluorometric determination, fusion, MgO, Re

ABSTRACT: A weighed sample of the ore is mixed in a porcelain crucible with 3 gm MgO and 0.1 gm potassium permanganate, then heated in a furnace to 650-700C and held there for 2 hours. The cooled, fused mass is extracted with water, transferred into a flask containing 10 ml of 10-normal sulfuric acid, then diluted with water to the 100-ml mark. A 25-ml portion is transferred to a separatory funnel, to which 1 ml of a 0.1% rhodamine solution is added. After mixing and adding 6 ml of benzene the mixture is shaken, allowed to separate, and the fluorescence of the benzene layer determined. (the maximum being located in the 555-560 m μ region). It was found that mercury caused the most interference, although its fluorescence was 100 times weaker. Chromates, permanganates, and tungstates weaken the fluorescence of rhenium, and for this reason their admixture

Card 1/2

L 15667-63

ACCESSION NR: AP3004228

is allowable only up to 100 micrograms for the first two and up to 200 micrograms for the tungstates. Antimony and uranium (when present in quantities of 5-10 mg) raise the fluorescence of 5 micrograms rhenium by 30-40%. The submitted method allows the determination in ores of from 1 to 30 Micrograms of rhenium. Orig. art. has: 3 figures and 2 tables.

ASSOCIATION: Kazakhskiy nauchno-issledovatel'skiy institut mineral'nogo syr'ya
(Kazakh Scientific Research Institute of Raw Minerals)

SUBMITTED: OO

DATE ACQ: 02Aug63

ENCL: OO

SUB CODE: CH

NO REF SOV: 015

OTHER: 000

Card 2/2

L 21781-65 EEC(b)-2/EWT(1)/EWT(m)/ENP(j) IJP(c)/ASM(p)-2/RAEM(1)/ESD(gs)/ESD(t)
RM

ACCESSION NR: AP5004255

S/0032/64/030/012/1525/1526

AUTHOR: Shcherbov, D. P.

TITLE: Conference on luminescence

SOURCE: Zavodskaya laboratoriya, v. 30, no. 12, 1964, 1525-1526

TOPIC TAGS: luminescence theory, conference report, complex organic molecule, chemiluminescence, organic phosphor, rare earth fluorescence, luminescence application, fluorometric analysis, inorganic analysis, fluorometer

ABSTRACT: The Thirteenth Conference on Luminescence was held in Khar'kov on 25 June-1 July 1964 under the joint sponsorship of the Scientific Council on Luminescence of the Academy of Sciences SSSR, the All-Union Scientific Research Institute of Single Crystals, and the Physicotechnical Institute of Low Temperatures of the Academy of Sciences UkrSSR. Representatives of 108 organizations from 39 cities attended the presentation of 250 papers. The following subjects were discussed: the theory of the luminescence of complex organic molecules, in the solid state, in solutions, and in the vapor state (80 papers); chemiluminescence and its applications; synthesis

Card 1/3

L 21781-65

ACCESSION NR: AP5004255

9

and applications of organic phosphors; fluorescence of uranium compounds and organic complexes of the rare-earth elements; practical applications of luminescence in medicine, microbiology, and some other fields; and fluorometric analysis (about 60 papers). In the fluorometric analysis section, the following papers were the most important. About 30 papers were presented on analytical applications of the Shpol'skiy effect; about 10 papers, on potential analytical applications of various fluorescence phenomena; and 5 papers, on fluorometric equipment including demonstrations of the FAC-1 fluorometer-absorptiometer, the FO-1 fluorometer objective, and a universal ultraviolet illuminator for visual observation.

Ye. A. Bozhevolskiy reviewed the progress in the fluorometric analysis of inorganic substances. M. A. Tishchenko, L. I. Kononenko, and N. S. Polnektov reported on the fluorometric determination of small quantities of dysprosium and terbium as complexes with pyrazolone derivatives. L. I. Kononenko, R. A. Vitkun, M. P. Nikonova, and N. S. Polnektov presented a paper on the fluorometric determination of small quantities of europium and samarium as complexes with phenanthroline and thenoyltrifluoroacetone in benzene solution. Ye. A. Bozhevolskiy and O. A. Fake-

Card 2/3

7

E 21781-65

ACCESSION NR: AP507255

veva reported on the determination of manganese as crystal phosphors. A. P. Golovina, I. M. Gibalo, L. V. Levshin, and Yu. A. Mitsel' discussed the determination of indium and tantalum in high-purity materials using rhodamines. A paper on the fluorometric determination without reagents of bismuth and lead in hydrochloric frozen solutions was given by Ye. A. Bozh-evol' nov and Ye. A. Solov'yev, D. P. Shcherbov, A. I. Ivankova, and S. A. Voinov reported on the determination without reagents of thallium, using 254 $\mu\mu$ spectral line of Hg for excitation.

The insufficient number of papers on radioluminescence and the absence of papers on laser-excited luminescence were noted. In its resolution, the Conference emphasized the necessity of increasing the investigation of the theory and applications of luminescence.

ASSOCIATION: none

SUBMITTED: 00

ENCL: 00

SUB CODE: OP

NO REF SOV: 000

OTHER: 000

ATD PRESS: 3160-F

Card 3/3

SHCHERKOV, P.P.

Seminars on fluorometry in the practice of the State Geology Committee
of U.S.S.R. Zav.lab. 30 no.12:1527 '64.

(MIRA 1341)

13th conference on luminescence. Ibid.:1525-1526

L 58306-65 EWT(m)/EWP(j)/T/EWP(t)/EWP(b) Pc-4 IJP(c) JD/JG/RM
ACCESSION NR: AP5010038 UR/0368/65/002/002/0111/0114

AUTHORS: Matveyetz, M. A.; Shcherbov, D. P.

24
23
B

TITLE: Comparison of the sensitivity of the fluorescent and photometric determination of gallium by means of rhodamine C

SOURCE: Zhurnal prikladnoy spektroskopii, v. 2, no. 2, 1965, 111-114

TOPIC TAGS: gallium, quantitative analysis, analysis sensitivity, fluorescence brightness, benzene extract, optical density, colorimetric analysis

ABSTRACT: The purpose of the investigation was to compare various methods of determining gallium under unified conditions and to establish what gallium content is preferable for use in a particular test variant. The investigation consisted of plotting the absorption and emission spectra of a colored gallium complex with rhodamine C, plotting calibration curves for its fluorescence and photometric determination with various instruments, and calculating the molar coeffi-

Card 1/2

L 58306-65

ACCESSION NR: AP5010038

cient of extinction at various wavelengths. The absorption spectra of the benzene extracts of the gallium complex were determined with spectrophotometers, while the fluorescent spectrum was obtained with a double monochromator. The fluorescent brightness of the solutions was measured with a combined fluorimeter and absorption meter (type FAS-1) and with an objective fluorimeter. Optical density was measured with a photocolormeter. The concentration limits for the photometry of gallium with various instruments are tabulated. The results show that for an effective batch of 0.1 - 0.2 g, a colorimetric analysis is advantageous if the gallium content is larger than 0.001 per cent; at smaller contents (to 0.0001 per cent), the gallium determination should be completed by a fluorescence procedure. Original article has: 4 figures and 1 table

ASSOCIATION: None

SUBMITTED: 31Jul64

ENCL: 00

SUB CODE: OP

NR REF SOV: 017

OTHER: 001

Card

AR
2/2

DANILOVA, Galina Nikolayevna; FILATKIN, Vladimir Nikolayevich;
CHERNAYA, Roza Grigor'yevna; SHCHERBOV, Mark Gennadiyevich;
Prinimali uchastiye: BUCHKO, N.A.; VAS'KOV, Ye.T., inzh.;
CHICHKOV, N.V., red.; GERMOV, A.S., tekhn. red.

[Collection of problems and calculations on heat transmission]
Sbornik zadach i raschetov po teploperedache. By G.N. Danilova
i dr. Moskva, Gos.izd-vo torg. lit-ry, 1961. 270 p.

(MIRA 15:1)

(Heat transmission)

SHCHERBOV, N. A.

Swine

Success of a progressive swineherd on the "Chervonyi Udarnik" Collective Farm.
Sots. zhiv 14 no. 9, 1952

Monthly List of Russian Accessions, Library of Congress, December 1952. Unclassified.

SMCHERBOV, N. A.

"The System of Group Maintenance of Swine in the Light of Michurin's Biology and Pavlov's Physiology." Dr Agr Sci, Moscow Agricultural Academy imeni K. A. Timiryazev, Minsk, 1954. (RZhBiol, No 8, Apr 55)

SO: Sum. No. 704, 2 Nov 55 - Survey of Scientific and Technical Dissertations Defended at USSR Higher Educational Institutions (16).

SHCHERBOV, Nikita Antonovich

SHCHERBOV, Nikita Antonovich (Inst of Animal Husbandry of Acad Sci BSSR) Academic degree of Doctor of Agricultural Sciences, based on his defense, 21 February 1955, in the Council of the Moscow Order of Lenin Agricultural Acad imeni Timiryazev, of his dissertation entitled: "The System of Group Care of Hogs in the Light of Michurin's Biology and Pavlov's Physiology." for the Academic Degree of Doctor of Sciences

SO: Byulleten' Ministerstva Vysshego Obrazovaniya BSSR, List No. 3, 4 February 1956
Decisions of the Higher Certification Commission Concerning Academic Degrees and Titles.

JPA/NY 554

OV

SHCHERBAU, N.A.

Lactation in sows and its variability. Vestsi AN BSSR no.5:
43-59 S-0 '55. (MIRA 8:9)

1. Kandydat sel'skagaspadarchykh navuk
(Sows)

USSR / Farm Animals. Swine.

Q-4

Abs Jour : Ref Zhur - Biol., No 14, 1958, No 64516

Author : Shcherbov, N. A.

Inst : Not given

Title : Group Management of Nursing Sows with Piglets.

Orig Pub : Svinovodstvo, 1957, No. 5, 16-18

Abstract : No abstract.

Card 1/1

45

SHCHERBOV, Nikita Antonovich, doktor sel'skokhozyaystvennykh nauk, ;
RAKITINA, Ye. D., red.; GUREVICH, M.M., tekhn. red.

[How to organize group management of swine] Kak organizovat'
gruppovoe sodержanie svinei. Moskva, Gos. izd-vo sel'khoz.
lit-ry, 1958. 107 p. (MIRA 11:11)

(Swine)

SHCHERBOV, N.A., prof., doktor sel'skokhozyaystvennykh nauk.

Group system of keeping suckling sows with baby pigs. Zhivotnovodstvo
20 no.6:15-20 Je '58. (MIRA 11:6)

(Swine)

SHCHERBOV, N.^A doktor sel'skokhozyaystvennykh nauk

Group maintenance of sows. Nauka i pered. op v sel'khoz 9 no.5:
26-29 My '59. (MIRA 12:8)
(Sows)

SHCHERBOV, Nikita Antonovich, prof.; MAGON, E.E., red.; BARANOVA,
L.G., tekhn. red.

[Keeping suckling sows with baby pigs in groups]Gruppovoe so-
derzhanie podsosnykh matok s porosiatami. Leningrad, Sel'khoz-
izdat, 1962. 78 p. (MIRA 15:11)

(Swine)

1. SHCHERBOVA, A. I.; PAVLOVICH, V. P.
2. USSR (600)
4. Crimea - Potatoes
7. "Two-crop cultivation of potatoes in Crimea." Reviewed by A. I. Shcherbova, V. P. Pavlovich. Sad i og. no.10, 1952

9. Monthly List of Russian Accessions, Library of Congress, January 1953. Unclassified.

SHCHERBOVA, G. N.

7
 Potentiometric analysis of nitrocyclohexane. V. S. Khalov, S. B. Brandt, and G. N. Shcherbova. *Khim. Nauka* 1957, 2, 806(1057).—The potentiometric titration curve of KOH solns. contg. nitrocyclohexane (I) titrated with HCl drops from a pH of 10.5 to 7.5 and gives a wide range in the choice of indicators. Titration of 1–5 ml. of a 1–2% soln. of I in EtOH contg. an excess of 0.1N KOH with HCl gave quant. results with phenol- or thymolphthalein. In the presence of adipic, glutaric, and succinic acids the results were high (100.8%). This interference was overcome by titrating back with the same indicators. I. Bencowitz

4
5
3
may

//Distr: 4E4j/4E2c(j)/4E3d

JGJ

RAZORENOVA, V.A.; SHCHERBOVA, Ye.N.

Preventive use of cysteamine and cysteinamine in acute radiation
sickness. Med.rad. 6 no.3:11-14 '61. (MIRA 14:5)
(ETHYLAMINE) (RADIATION PROTECTION)

GRUZDEV, G.P.; FEDOTOVA, M.I.; SHCHERBOVA, Ye.N.

On some mechanisms of bone marrow destruction in gamma-
irradiated rats. Radiobiologiya 3 no.3:389-392 '63.
(MIRA 1782)

DAVYDOVA, S.A.; SHCHERBOVA, Ye.N.

Use of diazoline in experimental acute radiation sickness.
Pat. fiziol. i eksp. terap. 7 no.6:72 N-D '63.

(MIRA 17:7)

ACCESSION NR: AT4044486

S/0000/64/000/000/0029/0034

AUTHOR: Gruzdev, G. T., Fedotova, M. I., Shcherbova, Ye. N.

TITLE: Disruption of the processes of bone marrow regeneration

SOURCE: Vosstanovitel'ny*ye protsessy* pri radiatsionny*kh porazheniyakh (Recovery from radiation injuries); sbornik statey. Moscow, Atomizdat, 1964, 29-34

TOPIC TAGS: radiation sickness, hematopoiesis, bone marrow, bone marrow regeneration, mitosis, chromosome aberration

ABSTRACT: The cellularity, mitotic index and chromosomal aberrations in the bone marrow were studied in male Wistar rats, irradiated with γ -rays from Co^{60} in doses of 150, 400, 750 and 5000 r at an intensity of 290 r/minute. The results showed marked changes in the quality and quantity of actively dividing cells. These changes were especially acute in the first few hours after irradiation. With an increase in the radiation dose, there was an increase in both depression of cell division and the level of chromosomal aberrations. There was an exponential decrease in the number of cells in the bone marrow, starting 7 hours after irradiation with a dose of 5000 r and continuing until death; there was also complete suppression of cell division at that dose. At doses

Card 1/2

ACCESSION NR: AT4044486

of 400 and 750 r, the same decrease in cellularity was observed, although there was fairly active cell division. The authors conclude that all types and maturation stages of bone marrow cells are equally susceptible to radiation, and that the prevention of bone marrow regeneration is due mainly to qualitative disruption of cell division, as expressed by chromosomal aberrations. On the basis of further analysis, the authors divide the dynamics of chromosomal aberrations into 3 phases regardless of the irradiation dose. The first or plateau phase lasts about 18-24 hours. The next phase involves a sharp decrease in chromosomal aberrations lasting 48 hours, followed by a prolonged "tail". Orig. art. has: 3 figures.

ASSOCIATION: none

SUBMITTED: 29Jan64

ENCL: 00

SUB CODE: LS

NO REF SOV: 000

OTHER: 000

Card 2/2

S/241/63/008/002/004/006
D243/D307

AUTHORS: Gruzdev, G.P., Yevseyeva, N.K., Rozhdestvenskiy,
L.M., Fedotova, M.I. and Shcherbova, Ye.N.

TITLE: Disturbance of cell regeneration in the bone marrow
of rats exposed to ionizing radiation

PERIODICAL: Meditsinskaya radiologiya, v. 8, no. 2, 1963, 35-41

TEXT: The above problem was studied in view of lack of
publications concerned with the effect of radiation on the bone mar-
row. The animals were exposed to whole-body γ -irradiation at 305
r/min, the total dose being 400 r. The rats were then decapitated
on the 1st, 3rd, 5th, 7th, 9th, 15th, 20th and 30th day after irra-
diation and the mitotic index, the development of chromosome obser-
vations, the total content of myeloid cells and individual cellular
regenerations in the bone marrow were measured. The mitotic index
fell sharply on the 1st day and then rose rapidly to a maximum on
the 7th day; a second shallow minimum on the 15th day was then fol-
lowed by a gradual rise. The number of cells of the bone marrow

Card 1/2

Disturbance of cell regeneration ...

S/241/63/008/002/004/006
D243/D307

was not however fully related to the above changes. Chromosome aberrations rose sharply on the 1st day after irradiation and then rapidly decreased, with a slight maximum on the 7th day. The mitotic activity of erithropoietic cells showed a sharp rise from the 3rd day after dosing, indicating regeneration of these cells. It is concluded that the myeloid cells of the bone marrow, which divided with manifestation of chromosome aberrations, gave rise to non-viable daughter cells and perished rapidly. There are 1 figure and 3 tables.

Card 2/2

I. 11211-63 EWT(1)/EWT(m)/BDS--AFFTC/AMD/ASD--AR/K
ACCESSION NR: AP3001063 S/0205/63/003/003/0389/0392

56

AUTHOR: Gruzdev, G. P.; Fedotova, M. I.; Shcherbova, Ye. N.

TITLE: Certain regularities in marrow wasting in rats injured by gamma radiation 19

SOURCE: Radiobiologiya, v. 3, no. 3, 1963, 389-392

TOPIC TAGS: marrow wasting, radiation sickness, quantitative marrow cell count

ABSTRACT: Little is known about the wasting process of blood-forming tissue, especially marrow, in radiation sickness. This study differs from others because it uses a quantitative marrow cell count method to measure wasting. White rats were exposed to a cobalt gamma source in doses of 150, 400, 750, and 5,000 r. Dose power was 290-302 r/min. After exposure marrow cell counts at the hip were made at regular intervals from .5 hr to 72 hrs. Results are summarized in Figs. 1 and 2. Marrow wasting, it was found, can be divided into three phases. The first phase lasts 4 hrs and the number of cells does not change. The second phase lasts 2-3 hrs and the number of cells decreases depending on radiation dose (in the range from 400 to 5,000 r the dependence can be expressed by a power function). The third phase has a duration depending on radiation dose and the number of cells also decreases according to the same power function except for the 150 r dose. For

Card 1/2

L 11241-63
ACCESSION NR: AP3001063

0

small dose radiation (150-400 r) the second phase is most important because 52% to 77% of the total decrease in number of cells takes place. For large dose radiation (750-5,000 r) the second and third phases are of nearly equal importance because decrease in the number of cells is about 51% to 60% in the second phase and 49% to 40% in the third phase. Orig. art. has: 2 figures, 4 formulas.

ASSOCIATION: none

SUBMITTED: 08Feb62

DATE ACQD: 01Jul63

ENCL: 00

SUB CODE: 00

NO REF SOV: 004

OTHER: 002

ch/wm
Card 2/2

SHCHERBOVICH, G.I.

Equipment for casting aluminum-alloy specimens. Standartizatsia
27 no.12:24-25 D '63. (MIRA 17:4)

S/169/61/000/010/003/053
D228/D304

AUTHOR: Shcherbovich, L. F.

TITLE: Short review of the apparatus used abroad for laboratory measurements of the magnetic properties of rocks

PERIODICAL: Referativnyy zhurnal, Geofizika, no. 10, 1961, 5, abstract 10A59 (Inform. sb. Vses. n.-i. geol. in-t, no. 34, 1960, 125-132)

TEXT: An astatic magnetometer with suspended Helmholtz coils, a suspension-type astatic magnetometer, a resonance astatic magnetometer, a rock-generator, American and Hungarian comparators, and equipment for the petro-magnetic analysis of the composition and structure of rocks are briefly described. Information is given about the sensitivity and precision of the apparatus. [Abstracter's note: Complete translation.]

Card 1/1

SHCHERBOVICH, L.F.

Using geophysical prospecting methods in geological surveying
on a medium scale in some capitalist countries. Inform.sbor.
VSEGEI no.45:137-145 '61. (MIRA 14:12)
(Prospecting—Geophysical methods)

SHCHEREGUCH, L.F.

Using magnetic and gravity prospecting in geological surveying
on 1:20,000 and 1:25,000 scales in the Lake Ladoga region.
Inform.sbor.VSEGEI no. 45:15-27 '61. (MIRA 14:12)
(Ladoga Lake region--Prospecting--Geophysical methods)
(Ladoga region--Geology--Maps)

RAUZER-CHERNOUSOVA, D.M.; SHCHERBOVICH, S.F.

Schwagerina beds in the central part of the Russian Platform.
Trudy GIN no.13:3-56 '58. (MIRA 11:9

1. Geologicheskii institut AN SSSR.
(Russian Platform--Paleontology)

GARETSKIY, R.G.; KONONOVA, I.B.; SHCHERBOVICH, S.F.

Upper Carboniferous and Lower Permian sediments in the southern periclinal trough of the Urals in the region of the Kokpekty anticline. Biul. MOIP. Otd.geol. 38 no.1:74-93 Ja-F '63. (MIRA 16:5)
(Ural Mountains--Geology, Stratigraphic)

SHCHERBOVICH, S.F.

Genus *Orientoswagerina* A.M.-Maclay, 1955. Vop. mikropaleont.
no.8:57-59 '64. (MIRA 18:5)

1. Geologicheskii institut AN SSSR.

ANCOOVA, A.N.; BENSH, F.R.; GROZDILOVA, L.P.; DOBRUKHOTOVA, S.V.; KALFYKOVA,
M.A.; KIREYKOVA, G.D.; LEBEDEVA, N.S.; MIKLUKHO-MAKLAY, A.D.;
RAUZER-CHERNOUSOVA, D.M.; SHCHERBOVICH, S.F.

Revision of the taxonomy of the genus Schwagerina and genera
close to it. Vop. mikropaleont. no.8:60-75 '64.

(MIRA 18:5)

S/119/63/000/003/008/010,
D201/D308

AUTHOR: Shcherbovskiy, Yu.Z.

TITLE: The use of type ЭПД-13 (EPD-12) potentiometer for programmed control of temperature

PERIODICAL: Priborostroyeniye, no. 3, 1963, 20

TEXT: A short description of a photo-transducer which is the follow-up element of the electronic potentiometer type EPD-12. The photo resistive element constitutes one arm of a bridge. For programmed control a diagram, corresponding to the given programme of temperature variation, is inserted in front of the photo resistive pick-up and any unbalance of the bridge resulting from the deviation from the given curve is amplified and applied to the relay controlling the heating element. The above type of electronic potentiometer, with additional switching arrangements, was used successfully for the control of a six-zone electric furnace. There are 3 figures.

Card 1/1

KUDRYASHEV, L.I., prof., doktor tekhn.nauk; SHCHEBRAYEV, Ye.V., inzh.

Designing a heating panel by the method of equivalent cylindrical walls. Sbor. nauch. trud. Kuib. indus. inst. no.8:207-210 '69.
(MIRA 14:7)

(Thermodynamics) (Radiant heating)

SHCHERBSKOV, V.S., inzhener; ARRISSON, V.Ya., kandidat tekhnicheskikh nauk

Standard series of automatic instruments used in air conditioning control systems. Standartizatsiia no.6:53-60 N-D'54.
(Air conditioning) (Thermostat) (MLRA 8:10)

London, N.Y.

Identification of reach controls in the Northern Bay and Delaware Rivers. *Soil. zhar.* 44 no.7:1035-1040 1965. (C.R. 1267)

1. Institut shtet. Inzh. Akademi nauk SSSR, Minsk, B.S.S.R.

SHCHERBUKHA, A. Ya.; SMIRNOV, A.I.

Comparative characteristics of bream in lower Southern Bug and
Dnieper Rivers. *Gidrobiol. zhur.* 1 no. 6:43-49 165
(MIRA 19:1)

1. Institut gidrobiologii AN UkrSSR, Kiyev,

SHCHERBUKHIN, Sergey tinofeyevich, inzhener; VUL'F, V.V., inzhener,
redaktor; BOBROVA, Ye.li., tekhnicheskly redaktor

[Organizing quick repairs of locomotives; practice of the advanced
depots of the North Caucasian railroad] Organizatsiia promyvochnogo
remonta parovozov; opyt peredovykh depo Severo-Kavkazskoi zh.d.
Moskva, Gos.transp.zhel-dor. izd-vo, 195h. 39 p. (MLRA 10:10)
(Locomotives--Maintenance and repair)

SLOZHENIKINA, L.V.; SHCHERBUKHIN, V.D.; STEPANENKO, B.N.

Studying eremuran and mannan from salep by infrared spectroscopy. Dokl. AN SSSR 153 no.4:960-963 D '63.

(MIRA 17:1)

1. Institut biokhimii im. A.N. Bakha AN SSSR. Predstavleno akademikom A.I. Oparinyam.

AFANASYOVA, Ye.M.; SHCHERBUKHINA, N.K.; SHCHERBUKHIN, V.D.; STEPANENKO, B.N.

Polysaccharides in the roots of a desert cane. Dokl. AN SSSR
157 no.6:1470-1473 Ag '64. (MIRA 17:9)

I. Institut biohimii im. A.N. Bakha AN SSSR. Predstavleno
akadem'kom A.I. Oparinya.

SHCHERBURNIN, V.D.; LUKOMSKAYA, I.S.

Infrared spectra of kojibiose, nigerose and isomaltose synthesized by enzymes from animal and human tissues. Dokl. AN SSSR 159 no.4:931-933 D '64 (MIRA 18:1)

1. Institut biologicheskoy i meditsinskoy khimii AMN SSSR i Institut biokhimii imeni A.N. Bakha AN SSSR. Predstavleno akademikom A.I. Oparinym.

SPYTSERBIN, V.I.; GLEBANSKO, B.N.; SERLYUK, G.V.

Infrared spectra of some phenyl- and p-chlorophenyl-²-⁴-
glyoxalies and their acetates. *Dokl. Akad. Nauk. SSSR*,
184, 1351-1352, 1968. (MIRA 184:13)

STEPANENKO, B.N.; SHCHERBUKHINA, N.K.

Chemical nature of so-called salep mannan. Dokl. AN SSSR 151
no.4:967-970 Ag '63. (MIRA 16:8)

1. Institut biokhimii im. A.N.Bakha AN SSSR. Predstavleno
akademikom A.I.Oparinyam.

(Mannans)

STEPANENKO, B.N.; SHCHERBUKHINA, N.K.

Study of so-called "salep-mannan". Biokhimiia 29 no. 1:
41-46 Ja-F '64. (MIRA 18:12)

I. Institut biokhimii imeni A.N. Bakha AN SSSR, Moskva.
Submitted March 2, 1963.

AFANASYOVA, Ye.M.; SHEHERBOKHINA, N.M.; SHEHERBOKHIN, V.D.; STEPANENKO, B.M.

Polyaccharides in the roots of a reed canule. Dokl. AN SSSR
157 no.6:1470-1473 Aug 1964. (MIRA 17:9)

I. Institut Biokhimi i. A.N. Bakha AN SSSR. Predstavleno
akademikom A.I. Oparinyam.

AFANAS'YEVA, Ye.M.; SHCHERBUKHIN, N.K.; SHERBUKHIN, V.D.; STEPANENKO, B.N.

Polysaccharides in the roots of various Eremurus species during different periods of vegetation. Prikl. biokhim. i mikrobiol. 1 no.2:198-205 Mr-Ap '65.

(MIRA 18:11)

1. Institut biokhimii imeni A.N.Bakha AN SSSR, Moskva.

BELYAKOV, F.Ye.; BABIN, B.N.; BAL', V.; BOROVKOV, P.N.; VOYEVODIN, I.N.;
GUREVICH, G.M.; GORBUNOVA, P.I.; KONNOV, A.S.; KALANTAROVA, M.V.;
KASHIRSKIY, A.Ye.; KAZANCHIYEV, Ye.N.; LEKSUTKIN, A.P.; LESTI-
CHEVSKIY, M.A.; LOPATIN, S.Z.; MIRSKIY, V.N.; PODSEVALOV, V.F.;
SUBBOTINA, V.P.; TANASIYCHUK, N.P.; FEDOTOV, S.D.; FISENEO, K.N.;
EL'KIND, I.G.; BOVIN, S.S.; VASIL'YEV, L.T.; DRINKOV, V.D.; DALE-
CHIN, N.I.; DADAGOV, I.A.; YERMOSHINA, V.I.; ZHUKOV, I.V.; ZIMIN,
D.A.; IVANNIKOV, A.Ya.; KOVALEV, M.K.; LUGAKOVSKIY, N.L.; NALEVSKIY,
A.F.; SEREZHNIKOV, V.K.; SEMIGLASOV, M.D.; SOKOLOV, A.V.; STEPANOV,
V.I.; SAKHARIN, G.S.; SAVENKO, P.A.; SOLODOV, V.P.; UMEROV, Sh.Kh.;
CHIKINDAS, G.S.; SHCHERBUKHINA, S.N.; DYNKIN, G.Z.; LYSOV, V.S.;
OSHEROVICH, A.N.; ROKITSINSKIY, E.V.; BRASLAVSKIY, M.S.; RUDENKO,
I.A.; ZHUKOBORSKIY, M.S.; ZHDANOV, I.Ye.; SUSLIN, V.A.; BRUS, A.Ye.;
VOLYNSKIY, S.A.; KLYUYEV, V.A.; ISTRATOV, A.G.; TIKHOMIROV, I.F.;
BUTYRIN, Ya.N.; VOLYNSKIY, S.A.; MINEYEV, M.F.; MAL'TSEV, V.I.;
VIDETSKIY, A.F., kand.tekhn.nauk, glavnyy red.; DEMIDOV, A.N., red.;
KRAVETS, A.L., red.; KLIMOVA, Z.I., tekhn.red.

[Industrial Astrakhan] Promyshlennaya Astrakhan'. Astrakhan',
Izd-vo gazety "Volga," 1959. 318 p. (MIRA 12:11)

1. Astrakhan (Province) Ekonomicheskiy administrativnyy rayon.
(Astrakhan Province--Economic conditions)

SHCHERBUNOV, V.N.

Device for milling cams. Stroi.i dor.mashinostr. no.9:28-29 S
'56. (MLRA 9:11)

(Milling machines)

BRICKMAKING MACHINERY

Modernized semiautomatic brick-making machines. Stroi. i dor.
massiv. str. 2 ser. 198-14, 198-15 (MIRA 10-9)
Brickmaking machinery.

W. B. W. W. W. W.

DR. V. I. V. I. - "Research on the effect of technological factors on the exploitation
capabilities of people through machines". Moscow, U.S.S.R. Ministry of Education USSR,
Moscow Technical and Technological Institute I. V. Stalin. (Dissertation for the Degree
of Candidate of Technical Sciences)

SO: Knizhnaya Letopis', No. 40, 1 Oct 55

SHCHERBYUK, N.D.

Packing rotating shafts of submersible electric machinery. Energ. biul.
no. 7:16-18 J1 '56. (MLRA 9:10)
(Oil well drilling--Equipment and supplies)(Electric machinery)
(Packing (Mechanical engineering))

SHCHERBYUK, N.D.

Determining the temperature in electric drill motors. Energ. biul.
no. 3:8-9 Nr '57. (MIRA 10:4)

(Boring machinery)

(Electric motors)

SHCHERBYUK, N.D., kand. tekhn. nauk

Testing conic threaded joints of submersible well-bottom
motors. Trudy VNIIBT no.1:193-203 '58. (MIRA 11:12)
(Boring machinery)

AUTHOR: Shcherbyuk, N.D.

90-58-6-4/7

TITLE: Testing the End Stuffing Boxes of Electric Drills With the Addition of Molybdenum Bisulfide to the Butting-Ends Lubrication Oil (Ispytaniye tortsovykh sal'nikov elektroburov s dobavkoy dvusemnoyego molibdena v maslo dlya smazki tortsov)

PERIODICAL: Energeticheskiy Byulleten', 1958, Nr 6, pp 22-24 (USSR)

ABSTRACT: The laboratory of the Vsesoyuznyy nauchno-issledovatel'skiy institut burovoy tekhniki (All-Union Research Institute for Drilling Technology) has carried out test-bed experiments using molybdenum bisulfide as an admixture to the oil for lubricating the butting ends of stuffing boxes for the lower end of the engine shaft of electric prospecting drills. The most satisfactory effect was achieved with a mixture of 30 g MoS_2 per liter of aviation oil. A decrease in oil consumption was observed, particularly with increased pressure drops and the mixture had a good effect on the running-in and functioning of the packing surfaces. After 100 hours of test run, neither the bronze nor the steel butt ends showed any sign of ribbing or tendency to seize-up. There is 1 figure.

Card 1/1

1. Drilling machines-Lubrication
2. Molybdenum bisulfide-Applications
3. Lubricating oil additives-Molybdenum bisulfide

SHCHERBYUK, N.D., kand. tekhn. nauk

Special threads for equipment used in the petroleum, mining, and
coal-mining industries. Vest.mash. 40 no.10:40-41 0'60.(MIRA 13:10)
(Screw threads)

SHCHERBYUK, N.D., kand.tekhn.nauk

Design and manufacture of tapered threaded joints of turbodrills and
electrodrills. Trudy VNIIBT no.3:111-123 '61. (MIRA 15:1)
(Boring machinery)

1. [Illegible]

2. [Illegible] Information No. 3.
(MFR 1719)

SHCHERBYUK, N.D.

New types of threaded joints for weighted drill pipes. Trudy
VNIIBT no.14:54-62 '65. (MIRA 13:5)

SHUMILIN, A. I.

Shumilin, A. I. "A simpler explanation of the phenomena of parametric self-excitation of synchronous motor connected with direct current constant frequency source," Trudy Leningr. goslitkum. in-ta im. Kalinina, 1949, No. 3, p. 9-12.

SO: U-3736, 21 May 53(Letopis 'Zhurnal 'Akh Statey, no. 13, 1949).

SHCHERBYUK, N.N.

Combined tubal pregnancy disorder and cancer of the cervix uteri.
Vop. onk. 6 no.5:94-96 My '60. (MIRA 14:3)
(UTERUS--CANCER) (PREGNANCY, EXTRAUTERINE)

BOBILOV, Ye. I., NIKHILKIDIN, V. P.

Thermodynamic effect of alcohols on the inhibitive power of aromatic amines. Izv. AN, USSR, Ser. khim. na. 5:927-931 My '64. (MIRA 10:6)

1. Institut khimicheskoy fiziki -W 833.

L 21134-65 EPF(c)/ENP(j)/EWT(m) Pc-4/Pr-4 RPL RM/WW/JFW
 ACCESSION NR: AP4045795 S/0062/64/000/009/1583/1590


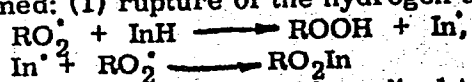
AUTHOR: Denisov, Ye. T.; Aleksandrov, A. L.; Shcheredin, V. P. B

TITLE: Effect of hydrogen bonds on the activity of oxidation inhibitors

SOURCE: AN SSSR. Izv. Seriya khimicheskaya, no. 9, 1964, 1583-1590

TOPIC TAGS: hydrogen bond, hydrogen bond formation, oxidation inhibitor, peroxide radical, peroxide radical inhibitor reaction, hydrogen atom rupture

ABSTRACT: The inhibiting action of oxygen-containing compounds on the reactivity between oxidation inhibitors and peroxide radicals was studied. The existence of two types of reactions between peroxide radicals RO_2^{\cdot} and inhibitors (InH) as suggested by Ye. T. Denisov and V. V. Kharitanov (Zh. fiz. khimii 38, 639 (1964)) was confirmed: (1) rupture of the hydrogen atom from the inhibitor:

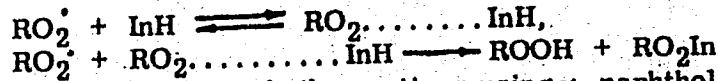


and (2) reversible addition of the peroxide radical to the inhibitor molecule:

Card 1/3

L 21134-65

ACCESSION NR: AP4045795



The relative constants characterizing both reactions using α -naphthol and α -naphthylamine as inhibitors in media containing alcohols, ketones and hydroperoxides were calculated. The inhibiting action of cyclohexanol and cyclohexanone on the reaction of RO_2^\cdot with α -naphthol and of n-butanol, cyclohexanone, and cumyl hydroperoxide on the reaction of RO_2^\cdot with α -naphthylamine was quantitatively characterized. The hydrogen bond of the type $ArO-H \dots O \lt \underset{H}{\overset{H}{|}} \text{H}$ formed between the inhibitor molecule and the alcohol (butanol) hinders rupture of the hydrogen from the inhibitor molecule and thus lowers its reactivity. Similar reduction in reactivity of α -naphthylamine by butanol was noted. The lowered inhibitor activity caused by hydroperoxides was explained due to the formation of an amine-hydroperoxide complex rather than the hydrogen bonding only. The effect of the dielectric constant of the medium was examined: increasing alcohol content from 0-10% raised ξ only 10% while the inhibitor activity was lowered three times. Thus the lowered reactivity of oxidation inhibitors with RO_2^\cdot was attributed largely to the hydrogen bond formation between the oxygen-containing compounds and the inhibi-

Card 2/3

L 21134-65
ACCESSION NR: AP4045795

tors. "The relationship between ξ and n-butanol concentration in mixtures with heptane was plotted at our request by V. D. Komissarov. " Orig. art. has: 8 figures, 3 tables and 7 sets of equations.

ASSOCIATION: Institut khimicheskoy fiziki Akademii nauk SSSR (Institute of Chemical Physics Academy of Sciences SSSR)

SUBMITTED: 02Jul63

ENCL: 00

SUB CODE: GC

NO REF SOV: 008

OTHER: 001

Card 3/3

PERINICHIN, N. (Vladimira, g. Plovdiv, B. Araban Shakerov, g. 22); GINSEV, B.,
SHUMAREV, A.

Precancerous diseases of the stomach. Vop. onk. 9 no.11:
31-37 '69. (MIRA 18:2)

1. Iz kafedry fakul'tetskoy khirurgii (rukovoditel' - dotsent
Ya. Dobrev) Vysshego meditsinskogo instituta imeni Pavlova,
Plovdiv, Bolgariya.

Summary:

Lt. Col. G. GOLBY, Capt. M. SIMON, Medical Corps (Meditsinskaya sluzhba) and Chemist-Engineer (Inzhener-khimi) L. KULIKOVA.

"Study of Water Sources of the Black Sea Coast."

Sofia. Yuzhno-Meditransko Delo, Vol 7, No 4, Dec 1968; pp 62-67.

Abstract: Chemical analyses and coliform counts of 102 sources of drinking water along a belt reaching 10 to 30 km inland from the Black Sea coast of Bulgaria. The area is divided into 7 zones. The water in the areas of the cities of Varna, Burgas and Belvidzia was generally the best; that in the zone next to the Turkish border was worst from the bacterial standpoint. Discussion of geological strata and various other factors affecting both mineral composition and microbial contents. No references.

... ..
... .. platinum
... ..
... .. (MIRA 18:8)
... ..
... ..

1. BILBY, G.L., and N. BILBY, G.L.; Zh. fiz. khim. 1965.

Electrochemical reduction of nitrobenzene on rare earths and their
alloys and their mixtures. Dokl. Akad. Nauk SSSR, 1965, 165,
(No. 11, 1965)

I. M. Zhukovskiy gosudarstvennyy universitet imeni M.V. Lomonosova.

SHCHEREV, M.

Motion Picture Projector Amplifiers. "RADIO" Ministry of Communications,
#7-8:54:Aug. 55

TANEV, Iv., prof.; ~~SHCHEREV, P.~~; STANEVA-TONCHEVA, G.

Problem of early discharge of patients in scarlet fever.
Suvrem. med., Sofia 6 no.11:92-98 1955.

1. Iz Katedrata po epidemiologija i infeksiozni bolesti pri
Visshia meditsinski institut V. Chervenkov, Sofia (zav.
katedrata: prof. P. Verbev).

(SCARLET FEVER,
early discharge from hosp. (Bul))

SHCHEREV, Petko, d-r; TANEV, Ivan, doktor dotsent, direktor na klinikata

Development of diphtheria in children of various ages; data of the clinic of infectious diseases. Iz.vmed.inst.Sofia 11-12:383-394 1955.

1. Katedra po epidemiologia i infeksiozni bolesti (zav.katedrata prof. P. Verbev) pri visshia meditsinski institut V. Chervenkov-Sofia.

(DIPHTHERIA, statistics,
age factor)

TANEV , Iv., prof.; ZHELYAZKOV, S.; SHCHEREV, P.; TODOROV, M.;
BOYADZHIYEVA, M.; AVRAMOV, S.

Early diagnosis and treatment of whooping cough. *Pediatrics* 36
no.2:33-38 F '59. (MIRA 12:4)

1. Iz kafedry infektsionnykh bolezney i epidemiologii (zav. - prof.
P. Verbev, zav. klinikoy - prof. Iv. Tanev) pri Vysshem meditsin-
skom institute (Sofiya).

(WHOOPIING COUGH

early diag. & ther. (Rus))

BULGARIA

TAREV, Iv., P. SHCHERBY, N. SHUBAROV, and N. GORANOVA,
Department of Infectious Diseases (katedra po Infek-
tsiozni Bolesti), Higher Medical Institute (Visshi
Meditsinski Institut), Sofia.

"Diagnosis of the Anicteric Forms of Epidemic Hepatitis."

Sofia, Suvremenna Meditsina, Vol 14, No 3, 1963, pp 31-39.

Abstract: [Authors' English summary modified] The authors observed 80 patients suffering from the anicteric form of epidemic hepatitis, assuming that a very slight subicterus of the sclera should be classified as an anicteric form of the infection. Symptoms such as exhaustion and lack of appetite are important for diagnosis. Darkening of the urine is particularly important, with an increased amount of urobilinogen and often a positive reaction to bilirubin. Hepatomegalia was noted in 92.5 percent of the cases, splenomegalia in 27.5 percent. The weltmann coagulation band is more often extended in the initial 1/2 stage of the disease than the McLagan test, which

BULGARIA / Plant Physiology. Growth and Development.

I

Abs Jour : Ref Zhur - Biol., No 8, 1958, No 34307

Author : Staykov, Georgi D.; Georgiyev, V., Shcherbava, Iv.

Inst : Not given

Title : On the Organogenesis of Certain Varieties and Species of Gramineae.

Orig Pub : Priroda i Znaniye (Bulg.), 1957, 10, No 5, 12- 14

Abstract : No abstract given.

E N D

28

①

Physiology

BULGARIA

KEMILEVA, Z., MIRCHEVA, K., and SHCHEREVA, M., Chair of Pathological Physiology (Head Docent Z. Kemileva), Advanced Medical Institute, Varna

"Cholesterol Content in the Serum and Some Tissues of Thymectomized Rats"

Sofia, Ekperimentalna Meditsina i Morfologiya, Vol 5, No 2, pp 78-82

Abstract: The effect of thymectomy on the cholesterol metabolism of rats was studied. Overloading of the system with cholesterol by means of a special diet did not increase the cholesterol content in the serum of either normal or thymectomized animals. The cholesterol content in the serum was lower in thymectomized than in normal animals. Accumulation of cholesterol in the aorta wall was greater for control animals than in those with an excised thymus. On suppression of thyroid activity by administration of thymidazole, the situation was reversed: the content of cholesterol in the aorta wall was higher in the thymectomized than in the control animals. Table, 10 references (2 USSR, 17 Western). Manuscript received Feb 66. Russian and English summaries.

1/1

SHCHERBINA, I. A.

"Quaternary Fauna of Mammals of the Central and Southern Urals and Its Stratigraphical Significance." Sub 10 May 51, Inst of Geological Sciences, Acad Sci USSR.

Dissertations presented for science and engineering degrees in Moscow during 1951.

SO: Ssu. No. 460, 2 May 55

SHCHERGOLEV, G.

Nervosism and the development of the ectoderm in vertebrates. *Zhur.ob.biol.*
14 no.5:388-393 S-0 '53. (MIRA 6:10)
(Nervous system) (Embryology) (Vertebrates)

SHCHERIK, Ye.A.

Sarmatian deposits in the Kuban-Black Sea petroleum region. Trudy
VNIGNI no.4:15-23 '54. (MLRA 10:4)

(Kuban--Geology, Stratigraphic)

(Black Sea region--Geology, Stratigraphic)

SHCHERIK, Ye.A.

Tectonic structure of northwestern Ciscaucasia and the Kuban region
in the light of new data. Trudy VNIGNI no.4:107-119 '54.
(Caucasus, Northern--Geology, Structural) (MLRA 10:4)
(Kuban--Geology, Structural)

SHCHERIK, Ye.n.

Tectonic structure of the Kuban region lowland and the history of its formation. Dokl.AN SSSR 94 no.4:757-760 P '54. (MLRA 7:2)

1. Vsesoyuznyy nauchno-issledovatel'skiy neftyanoy geologo razvedochnyy institut.

(Kuban--Geology, Structural) (Geology, Structural--Kuban)

SHCHERIK, Ye.A.

Geological structure of the Kuban-Black Sea petroleum-bearing platform region and the conditions under which it developed.
Trudy Akad. neft. prom. no.2:44-84 '55. (MIRA 8:5)
(Kuban--Petroleum geology) (Black Sea region--Petroleum Geology)

SHCHERIK, Ye.A.

Paleogeological features of the Tertiary basin in the northwestern
Caucasus. Trudy Akad. nauk. no.3:53-72 '56. (MIRA 10:11)
(Caucasus, Northern--Geology)

SHCHERIK, Ye.A.

New oil- and gas-bearing region of western Ciscaucasia. Geol. nefiti
1 no.2:46-50 1957. (MLBA 10:8)
(Caucasus, Northern--Petroleum geology)

SHGHERIK, Ye. A.

GROSSGEYM, Vladimir Aleksandrovich; YEREMENKO, Nikolay Andreyevich;
ZAYTSEV, Nikolay Sergeevich; ZUBOV, Ivan Petrovich; KOSYGIN,
Yuriy Aleksandrovich; PUSTIL'NIKOV, Mark Romanovich; ROSTOV'TSEV,
Nikolay Nikitich; SLAVIN, Vladimir Il'ich; KHAIN, Viktor Yefimovich;
KHALTURIN, Dmitriy Sergeevich; CHERVINSKAYA, Marina Vladimirovna;
SHGHERIK, Yevgeniya Aleksandrovna; EZDRIN, Mikhail Borisovich;
KOSYGIN, Yu.A., red.; SHOROKHOVA, L.I., ved.red.; MUKHINA, E.A.,
tekhn.red.

[Tectonics of petroleum provinces]. Tektonika neftenosnykh
oblastei. Moskva, Gos.nauchno-tekhn. izd-vo neft.i gorno-toplivnoi
literatury. Vol.2 [Regional tectonics of petroleum provinces of the
U.S.S.R.] Regional'naya tektonika neftenosnykh oblastei SSSR.
1958. 613 p. (MIRA 11:12)

1. Chlen-korrespondent AN SSSR (for Kosygin)
(Petroleum geology)

SHCHERIK, Ye. A.

Basic geological characteristics, and oil and gas potentials of
the northwestern part of the Crimea-Caucasus province. Trudy
VNIGMI no. 10:181-200 '58. (MIRA 14:5)
(Crimea—Petroleum geology) (Crimea—Gas, Natural—Geology)
(Caucasus, Northern—Petroleum geology)
(Caucasus, Northern—Gas, Natural—Geology)

SHCHERIK, Ye.A.

Principal structure types of the northwestern slope of the Greater
Caucasus and western Ciscaucasia and conditions of their formation
in the Tertiary period. Trudy VNIGNI no.12:274-301 '58.
(MIRA 12:3)

(Caucasus--Geology, Structural)

SHCHERIK, Ye.A.

Method of reconstructing the history of the development of oil- and
gas-bearing provinces. Geol. nefti i gaza 6 no.7:26-30 JI '62.
(MIRA 15:6)

1. Institut geologii i razrabotki goryuchikh iskopayemykh
AN SSSR.

(Caucasus, Northern—Petroleum geology)
(Caucasus, Northern—Gas, Natural—Geology)

SHCHEMIK, Yevgeniy Aleksandrovna; VARENTSOV, E.I., ed. red

[Geology and the gas and oil potentials of western Caucasia] Geologiya i gazonofterosnost' Zapadnogo Prdkavkaz'ia. Moskva, Nauka, 1964. 95 p. (MIRA 17:9)

1. Chlen-korrespondent AN SSSR (for Varentsov).

Shchegolev, Ye.A., kand. geol.-min. nauk, civ. Eng.

[Characteristics of the geological structure of oil and gas occurrences in Ciscaucasia and adjacent regions] Osnovnykh geologicheskogo stroeniia i neftegazonosti Predkavkaz'ia i soprodel'nykh raionov. Moskva, Nauka, 1965. 174 p. (NIRA 18710)

1, Moscow. Institut geologii i razrabotki goryuchikh iskopnykh.

SHCHERBETSA, M. I.

SHCHERBETSA, M. I.- "Attempt of Simultaneous Breeding of Carp and Swimming Birds in the Streams of the Steppe Zone of the Ukraine SSR." Min of Higher Education USSR, Dnepropetrovsk State U imeni 300th Anniversary of Union between Ukraine and Russia, Dnepropetrovsk, 1955 (Dissertations For the Degree of Candidate of Biological Sciences)

SO: Knizhnaya Leto is' No. 26, June 1955, Moscow

SHCHERITSA, S.T.

V.E.Perekatenkov's brigade of communist labor in the "Lipkovskaya"
Mine No.6. Ugol' 35 no.8:24-26 Ag '60. (MIRA 13:9)

1. Shakhta "Lipkovskaya" No.6 (Podmoskovnyy basseyn).
(Moscow Basin--Coal mines and mining--Labor productivity)

SHCHERBINA, N. N.

Shcherbina, N. N., Gortinskaja, T. V.- "Study of aromatic disulfides and mercaptans.
Part 1. 2-mercapto-4-nitrobenzoic acid and its transformations." (p. 1355)

SO: Journal of General Chemistry, (Zhurnal Obshchei Khimii), 1952, Vol. 22, No. 10