

MECHEVA, I.S.; KARIBSKAYA, A.V.; SKRYABINA, L.Ye.

Diagnostic value of punctates from the lymph nodes. Sov. med. 24  
no. 5:54-61 My '60. (MIRA 13:10)

1. Iz Moskovskogo nauchno-issledovatel'skogo instituta tuberkuleza  
(dir. V.F. Chernyshev, zamestitel' direktora po nauchnoy chasti -  
prof. D. D. Aseyev) Ministerstva zdravookhraneniya RSFSR.  
(LYMPHATICS--DISEASES) (PUNCTURES)

ZAGLUKHINSKAYA, S.B., kand.med.nauk; SKRYABINA, L.Ye.; PERSON, F.V.

Study of Mycobacterium tuberculosis by fluorescence microscopy.  
Probl.tub. 38 no.7:89-93 '60. (MIRA 14:1)

1. Iz kliniko-diagnosticheskoy laboratorii Moskovskogo nauchno-  
issledovatel'skogo instituta tuberkuleza (dir. - kand.med.nauk  
V.F. Chernyshev, zam.dir. por nauchnoy chasti - prof. D.D. Aseyev)  
Ministerstva zdravookhraneniya RSFSR.  
(MYCOBACTERIUM TUBERCULOSIS)

YACHCHENKO, T.N., kand.med.nauk; NEMSADZE, M.N.; SKRYABINA, L.Ye.

Diagnostic methods and bacillary excretion in tuberculous patients  
under antibacterial therapy. Probl. tub. 42 no.12:49-55 '64.  
(MIRA 18:8)

1. Nauchno-issledovatel'skiy institut tuberkuleza (direktor -  
kand.med.nauk T.P.Mochalova; zam. direktora po nauchnoy chasti  
prof. D.D.Aseyev) Ministerstva zdravookhraneniya RSFSR, Moskva.

1ST AND 2ND ORDERS

PROCESSES AND PROPERTIES INDEX

CA

Mechanical properties of magnesium-rich alloys with aluminum and silver. V. G. Kuznetsov and M. A. Skryabina. *Bull. acad. sci. U.R.S.S., Classe sci. chim.* 1945, 557 (66(in English, 567-8)). - Brinell hardness of Mg-rich alloys with Al and Ag was detd. over 3 radial cross-sections, and isoclines were plotted. The alloys were either quenched at 300°, or slowly or naturally cooled and artificially aged. In the quenched state the hardness increases faster with rising (Ag + Al) content, than for an alloy contg. the same amt. of only one component. The plasticity increases with increasing Ag/Al ratio and the region of brittle alloys is shifted to higher contents. In the region of the ternary Mg solid soln. Ag increases the hardness more than does Al. For const. Mg content there is a hardness max. for Ag/Al = 1/2, which probably points to the max. of "short-range order" in a solid soln. Annealing and slow cooling increase the hardness somewhat. At room temp. and at 150° no increase in hardness is observed. The detn. of tensile strength and relative elongation of a series of cast alloys at room temp., 250° and 300° showed an optimum when 0.5-1% Ag was added to Mg-Al alloys contg. 3-5% Al. The following two alloys show outstanding properties: 0.5% Ag, 1.21% Al, tensile strength in kg./sq. mm.: 22.8 at 0.40% Mn; tensile strength in kg./sq. mm.: 22.8 at quenched, 22.8 after slow cooling, 13.6 at 250°, 10.5 at 300°, and relative elongation of 17.7, 12.1, 21.4, 29.5% resp. The second alloy has the following properties: 1.04% Ag, 3.02% Al, 0.27% Mn; tensile strength in kg./sq. mm.: 22.7, 23.3, 12.3, 7.8, and relative elongation of 18.3, 20.9, 41.3, 52.8% resp. O. W. Bauer

9

Inst. Gen. + Aerospac  
Chim. in. Kuznetsov,  
AS USSR

COMMON ELEMENTS

MATERIAL INDEX

ASB-51A METALLURGICAL LITERATURE CLASSIFICATION

ALUMINUM INDEX

1ST AND 2ND LETTERS

2ND LETTER

1ST AND 2ND ORDERS

3RD AND 4TH ORDERS

5TH AND 6TH ORDERS

7TH AND 8TH ORDERS

9TH AND 10TH ORDERS

11TH AND 12TH ORDERS

13TH AND 14TH ORDERS

15TH AND 16TH ORDERS

17TH AND 18TH ORDERS

19TH AND 20TH ORDERS

21ST AND 22ND ORDERS

23RD AND 24TH ORDERS

25TH AND 26TH ORDERS

27TH AND 28TH ORDERS

29TH AND 30TH ORDERS

31ST AND 32ND ORDERS

33RD AND 34TH ORDERS

35TH AND 36TH ORDERS

37TH AND 38TH ORDERS

39TH AND 40TH ORDERS

41ST AND 42ND ORDERS

43RD AND 44TH ORDERS

45TH AND 46TH ORDERS

47TH AND 48TH ORDERS

49TH AND 50TH ORDERS

51ST AND 52ND ORDERS

53RD AND 54TH ORDERS

55TH AND 56TH ORDERS

57TH AND 58TH ORDERS

59TH AND 60TH ORDERS

61ST AND 62ND ORDERS

63RD AND 64TH ORDERS

65TH AND 66TH ORDERS

67TH AND 68TH ORDERS

69TH AND 70TH ORDERS

71ST AND 72ND ORDERS

73RD AND 74TH ORDERS

75TH AND 76TH ORDERS

77TH AND 78TH ORDERS

79TH AND 80TH ORDERS

81ST AND 82ND ORDERS

83RD AND 84TH ORDERS

85TH AND 86TH ORDERS

87TH AND 88TH ORDERS

89TH AND 90TH ORDERS

91ST AND 92ND ORDERS

93RD AND 94TH ORDERS

95TH AND 96TH ORDERS

97TH AND 98TH ORDERS

99TH AND 100TH ORDERS

SKRYABINA, M. A.

USSR/Metals  
Silver  
Aluminum

Sep 47

"The Decomposition of a Solid Solution of Silver in Aluminum," N. V. Ageyev, M. A. Skryabina, IONKh, AN, USSR, Moscow Inst Nonferrous Metals and Gold, 9 pp

"Ezv Sektora Fiz-Khim Analiza" Vol XV

Describes progress of experimental investigations made on process of decomposition of a solid solution of the beta system of aluminum-silver and evaluates results obtained. Mentions conditions necessary for experiment. Experimental studies conducted on hardness, electrical resistance, microstructure, and crystal structure. Submitted 10 Dec 1940.

PA 54T67

PROCESSES AND PROPERTIES INDEX

11

*B*

**Composition of Alloys Present in the Constitution Diagram Between Fe and CoAl. (In Russian) O. S. Ivanov and M. A. Skryabina. *Izvestiya Akademii Nauk SSSR, Otdelenie Khimicheskikh Nauk* (Bulletin of the Academy of Sciences of the USSR, Section of Chemical Sciences), May-June 1949, p. 242-253.**

On the basis of investigation of the energy states of solid solutions of Fe and FeSi, CoAl, and NiAl, the presence of a two-phase region between Fe and CoAl at room temperature is assumed and confirmed experimentally. Data are tabulated and charted. 12 ref.

*Translation B-80363, 16 Nov 54*

METALLURGICAL LITERATURE CLASSIFICATION

COMMON CIPHERS INDEX

CA

9

**Investigation of the structure of Fe-CoAl-NiAl alloys.**  
 O. S. Ivanov and M. A. Skryabina. *Izvest. Akad. Nauk S.S.S.R., Otdel. Khim. Nauk* 1949, 337-42. From the results of measurements of magnetic properties it was concluded that the section Fe-CoAl-NiAl of the quaternary system consists of  $\beta$  phase ( $\alpha$ -Fe solid soln.) in the Fe corner,  $\beta_1$  phase along the CoAl-NiAl edge, and an intervening two phase region,  $\beta$  and  $\beta_1$ . Three series of alloys were used in the work: II having the at. ratio

Co/Ni = 3, III having Co/Ni = 1, and IV having Co/Ni = 1/2. For each series the coercive force, resistivity, and satn. magnetization were detd. as a function of at. % Fe. The coercive force rose from less than 1 oersted in the single phase regions to a max. of 188, 320, and 200 in the II, III, and IV series in the two-phase region. These are not the highest obtainable values since all alloys were given a homogenizing anneal at 1000-1100° for 75 hrs. with cooling to 500-300° at a rate of 10-15° per hr. Room temp. ferromagnetism disappears along the CoAl-NiAl edge only at Fe contents less than about 5%.

A. G. Guy

PA 63/49T101

SKRYABINA, M. A.

USSR/Metals  
Alloys  
Ferromagnetism

Jul/Aug 49

"Research on the Structures of the Alloys Fe - Co - Ni - Al," O. S. Ivanov, M. A. Skryabina, Inst of Gen and Inorg Chem Imeni N. S. Kurnakov, Acad Sci USSR, 5 1/2 pp

"Iz Ak Nauk SSSR, Otdel Khim Nauk" No 4

Propagation of the two-phase field B + B<sub>2</sub> in a section of Fe - CoAl - NiAl was investigated for its practical value in working with high-coercive alloys. Difference in effect of aluminum on the ferromagnetism of a solid solution with and without

63/49T101

USSR/Metals (Contd)

Jul/Aug 49

cobalt and nickel was demonstrated, and explained by the presence of "molecules" of CoAl and NiAl inside the Tertiary and Quaternary solid solutions. Submitted 13 Jul 48.

63/49T101



POGODIN, S.A.; SKRYABINA, M.A.

Study of the system: nickel -- rhenium. *Izv.Sekt.fiz.-khim.anal.*  
no.25:81-88 '54. (MIRA 8:5)

1. Institut obshchey i neorganicheskoy khimii im. N.S.Kurnakova  
Akademii nauk SSSR.  
(Nickel-rhenium alloys)

SKRYABINA, M. S.

M

4C-164. Investigation of the Structure of Fe-CoAl-NiAl Alloys. (In Russian.) O. S. Ivanov and M. S. Skryabina. *Izvestiya Akademii Nauk SSSR. Otdelenie Khimicheskikh Nauk* (Bulletin of the Academy of Sciences of the USSR, Section of Chemical Sciences), July-Aug. 1949, p. 337-342.

Data presented are of value in the study of highly coercive alloys. Difference in influence of Al on ferromagnetism of the solid solution in the absence and in the presence of Co and Ni. This difference is explained by the presence of "molecules" of CoAl and NiAl inside the ternary and quaternary solid solutions. Method of investigation.

ASB-3LA METALLURGICAL LITERATURE CLASSIFICATION

SKRYABINA, N.V.

Determination of hemopoietic action of gastric juice in prematures.  
Vopr. pediat. 20 no.6:29-32 Nov-Dec 1952. (CLML 23:4)

1. Junior Scientific Associate. 2. Of the Department of Hospital Pediatrics (Head -- Honored Worker in Science Prof. A. F. Tur, Corresponding Member of the Academy of Medical Sciences), Leningrad State Pediatric Medical Institute (Director -- Prof. N. T. Shutova).

MUZAFAROV, A.M.; MILOGRADOVA, Ye.I.; SKRYABINA, T.A.; KHUDAYBERDYEVA, R.

Chlorella cultivation in Uzbekistan. Uzb. biol. zhur. no.3:16-21  
'61. (MIRA 14:6)

1. Institut botaniki AN UzSSR.  
(ALGAE—CULTURES AND CULTURE MEDIA)

ACCESSION NR: AT4010743

S/2839/63/000/002/0102/0111

AUTHOR: Popov, S. A. (Candidate of technical sciences); Skryabina, T. A.  
(Engineer)

TITLE: Investigation of the carrying capacity of rectangular-section eccentrically loaded columns of aluminum alloy AD35-T1

SOURCE: ASIA SSSR. Institut stroitel'ny\*kh konstruktsiy. Stroitel'ny\*ye konstruktsii iz alyuminiyevy\*kh splavov, no. 2, 1963, 102-111

TOPIC TAGS: aluminum alloy, alloy AD35-T1, construction material, buckling coefficient, stress, aluminum

ABSTRACT: The recently obtained aluminum alloy AD 35-T1 is a candidate for building structures carrying great loads. The alloy is particularly suitable because of its mechanical, technological (weldability, press-formability, suitability for anodizing), and corrosion-resistant properties. For acceptance in construction practice, it is necessary to establish design requirements applicable to this material; in particular, one must determine the values of buckling coefficient  $\varphi$ . Hence, the authors carried out investigations at MIT on the carrying capacity of solid rectangular-section eccentrically-loaded  
Card 1/4

ACCESSION NR: AT4010743

columns of AD35-T1. In these investigations, the same methods were applied as P. N. Polikarpov (professor) and S. A. Popov (one of the authors) used previously at MITT for eccentrically-loaded columns of low-alloy steel and of the aluminum alloy D1-T, respectively. The present investigation dealt with both the elastic and the elasto-plastic ranges of work. A stress-strain diagram for AD-35-T1 was obtained from compression tests. A reduced modulus of deformation was introduced to account for non-linear stress distributions across the section and for variations of bending along the column axis. As part of the results of the investigation, a chart was constructed (Fig. 1 of the Enclosure) representing critical stresses versus the slenderness ratio  $\lambda$  of columns for a parametric range 0 to 1.2 of relative eccentricity  $\frac{a}{r}$  (a - eccentricity; r - radius of gyration of the cross-section). Three formulas according to different design specifications have been given for practical assumptions of total relative eccentricity values to account for the initial curvature of column and for the eccentric application of the compressive load at the end section:

as specified in TUPM-47 MPS  $\frac{a}{r} = 0.05 + 0.001 \lambda$  (1)  
 (old design specifications for bridges;

$$\frac{a}{r} = 0.125 + 0.0018 \lambda \quad (2)$$

Card 2/4

ACCESSION NR: AT4010743

ENCLOSURE: 01

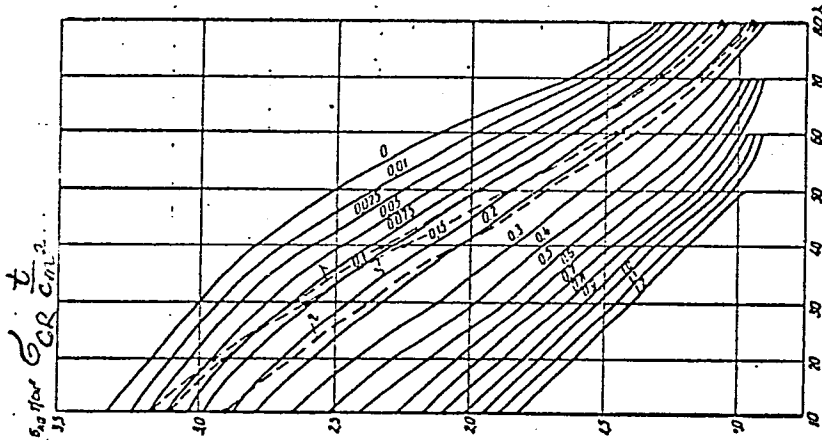


Fig. 1. Carrying Capacity Chart for Rectangular - Section Eccentrically Loaded AD 35-T1 - Alloy Columns.

Full lines represent critical stress versus slenderness ratio at various eccentricities as a parameter; dash-lines 1, 2, and 3 correspond to eccentricities computed according to formula 1, 2, and 3, respectively.

Card - 4/4

SKRYABINA, V.G.; KARYAKIN, G.K.

More widespread introduction of progressive practices  
in the flat knit hosiery manufacture. Leg. prom. 16 no.7:  
9-11 J1 '56. (MLRA 9:10)

(Hosiery industry)



SKRYABINA, V. I.

Skryabina, V. I. "On variations in traumatic idiocy,"  
Trudy Sev.-Oset. gos. med. in-ta, Issue 2, 1949, p. 45-50.

SO: U-3736, 21 May 53, (Letopis 'Zhurnal 'nykh Statey, No. 1949).

SKRYABINA, V. I.

Skryabina, V. I. "On the differential diagnosis of post-traumatic psychopathological conditions resulting from schizophrenia," Trudy Sev.-Oset. gos. med. in-ta, Issue 2, 1949, p. 59-64.

SO: U-3736, 21 May 53, (Letopis 'Zhurnal 'nykh Statey, No. 17, 1949).

SKRYABINA, V.I.

Helminths of a teal. Trudy BIZ no.4:221-225 '62.

(MIRA 17:9)

SERYAPIN, Ye. A.

"Comparative Resistance of Insects to Hydrogen cyanide," p. 83-6

Summary of the Scientific Research Work of the Inst. of Plant Protection for the year 1936 III Viruses and Bacterioses, biological method, chemical method and mechanization. Lenin Acad. Agr. Sci., Leningrad 1938, 111 pp.

Expts. in which insects were exposed to HCN at a concn. of 5 mg./l. showed that the min. exposures in hrs. which caused complete mortality within 24 hrs. were 1 for *Agelastica alni* L., *Cryomela fastuosa* scop. and 5th-instar hoppers of *Locusta migratoria* L.

SKRYABINA, Ye. A., TUSHINSKIY, M. D., SKARLATO, Ye. S., and others

"Materials for Clinical and Specific Serotherapy of Influenza,"  
Problema Grippa i Ostrykh Katarrov Verkhnikh Dykhatel'nykh  
Putey, Moscow, 1952, pp 77-78.

FD-1521

USSR/Medicine - Influenza

Card 1/1 : Pub 122-6/14

Author : Skryabina, Ye. A.

Title : ~~Specific treatment of influenza~~  
Specific treatment of influenza

Periodical : Vest. AMN SSSR, 4, 34-39, Oct-Dec 1954

Abstract : Powder-like polyvalent serum, mixed with sulfathiazone and penicillin, was found to be dependable and satisfactory in the treatment and prevention of influenza caused by the three types of influenza viruses (A, A<sub>1</sub>, and B). This powdered serum must be administered by insufflation into the respiratory tract through the nasal passages; a simple, portable insufflator has been devised for that purpose. Insufflation should take place simultaneously with deep inhalation. Therapeutic effect of this powdered mixture consists of suppression of the influenza virus and of timely prevention of secondary bacterial infections. Curtailment of febrile period depends on specificity of the serum and not on sulfathiazole or penicillin. Tables. Graphs. Charts.

Institution : Propedeutic Therapeutic Clinic of the First Leningrad Medical Institute  
(Active member of the Academy of Medical Sciences USSR, M. D. Tushinskiy, Director)

SKRYABINA, Ye.A.

Specific therapy for influenza. Vost. AMN SSSR no.4:34-39 '54.  
(MLRA 8:1)

1. Iz propedevticheskoy terapevticheskoy kliniki I Leningradskogo  
meditsinskogo instituta (dir. deystvitel'nyy chlen AMN SSSR  
M.D.Fushinskiy)

(INFLUENZA, therapy,  
serother.)

(IMMUNE SERUMS, therapeutic use,  
influenza)

*SKRYABINA, Ye. A.*

TUSHINSKIY, M.D., professor (Leningrad); SKRYABINA, Ye. A. (Leningrad)

Specific serotherapy in influenza. Sov.med. 19 no.1:13-19 Ja '55.  
(INFLUENZA, therapy, serother.) (MLRA 8:4)  
(SERTHERAPY, in various diseases,  
influenza)



SKRYABINA, Ye.A.; BAKLAGINA, V.N.

Action of dry anti-influenza vaccine [with summary in English].  
Vest.oto-rin. 19 no.2: 44-49 Mr-Apr '57. (MLRA 10:6)

1. Iz kliniki propedevtiki vnutrennikh bolezney (zav. - deystvitel'-  
nyy chlen Akademii meditsinskikh nauk SSSR prof. M.D.Tushinskiy)  
i kliniki bolezney ukha, gorla i nosa (zav. - chlen-korrespondent  
Akademii meditsinskikh nauk SSSR prof. V.F.Undrits) I Leningradskogo  
meditsinskogo instituta.

(INFLUENZA, prev. & control  
vacc., evaluation (Rus))

TUSHINSKIY, M.D., STAVSKAYA, V.V., SKARLATO, Ye.S. SKRYABINA, Ye.A.

Clinical characteristics of influenza in Leningrad in the 1957 pandemic.  
Vest.AMI SSSR. 13 no.7:14-20 '58 (MIRA 11:8)

1. Kafedra propedevticheskoy terapii I-go Leningradskogo meditsinskogo  
instituta imeni akad. I.P. Pavlova.

(INFLUENZA, manifest.

Asian, in Russia (Rus))

*Handwritten:* TUSHINSKIY, M.D., STAVSKAYA, V.V., YAROSHEVSKIY, A.Ya., DAVIDENKOVA, Ye.F.,  
SKARLATO, Ye.S., KAN, Ye.L., SKRYABINA, Ye.A. (Leningrad)

Clinical aspects of the pandemic of influenza in 1957. *Klin.med.*  
36 no.5:43-48 My '58 (MIRA 11:7)  
(INFLUENZA, epidemiology  
in Russia, pandemic (Rus))

CHALKINA, O.M.; SKRYABINA, Ye.A.; RAFAL'SON, D.I.

Results of obtaining active anti-influenza serum from vaccinated donors. Vrach.delo no.9:107-111 S 63. (MIRA 16:10)

1. Otdel virusologii Instituta eksperimental'noy meditsiny AMN SSSR, Leningradskiy nauchno-issledovatel'skiy institut pere-livaniya krovi i zdravpunkt pri Pervom Leningradskom meditsin-skom institute imeni akad. I.P.Pavlova.  
(INFLUENZA) (SERUM THERAPY)

KONTRIMAVICHUS, V.L. [Kontrimavicius, V.]; SKRYABINA, Ye.S.

Helminths of the sables and ermines of Kamchatka. Trudy Gel'm.  
lab. 13:48-51 '63 (MIRA 17:3)

SKRYABINA, Ye.S.

Helminths from the sea fishes of Kamchatka. Trudy Gel'm. lab.  
13:313-329 '63 (MIRA 17:3)

TEREKHOVSKIY, B.I. [Terekhovs'kii, B.I.]; SKRYABINSKAYA, I.V. [Skriabyns'ka, I.V.]; PAVLIKOV, V.M. [Pavlykov, V.M.]; MALINKA, M.K. (Malynka, M.K.)

Increasing the whiteness of a porcelain body by treatment with water vapors during firing. Leh.prom. no.4:62-64 O-D '62. (MIRA 16:5)

1. Institut metallokeramiki i spetsial'nykh splavov AN UkrSSR. (Porcelain)

ACC NR: AP6021572

(A)

SOURCE CODE: UR/0131/66/000/003/0059/0061

AUTHOR: Nazarenko, N. D.; Vlasko, N. I.; Tikush, V. L.; Skryabinskaya, I. V.

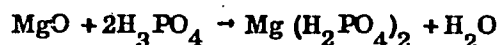
ORG: Institute of Materials Research, AN UkrSSR (Institut Problem Materialovedeniya, AN SSSR)

TITLE: Superduty nonfired refractories with magnesium phosphate used as the binder

SOURCE: Ogneupory, no. 3, 1966, 59-61

TOPIC TAGS: refractory, magnesium compound, phosphate, nonclay refractory product

ABSTRACT: Superduty concretes were experimentally produced on using fused-magnesite wastes of electric-heater production and monosubstituted magnesium phosphate. The phosphate was obtained by adding small portions of active MgO to preheated phosphoric acid:



and evaporating the solution until a dry residue remained. This residue, dry monosubstituted magnesium phosphate, was added as the binder to the charge. Specimens of the resulting material were immediately pressed in semi-dry form in a hydraulic press and dried, first in

Card 1/2

UDC: 666:856



SKRYABINSKIY, V.S.

Calculating the errors of voltmeters with instrument multipliers.  
Priborostroenie no.2:14-15 F '60. (MIRA 13:5)  
(Voltmeter)

SKRYABINSKIY, V.S.

Errors in measuring power in a.c. circuits. Izv. tekhn. no. 12:  
25-26 D '60. (MIRA 13:11)  
(Electric measurements)

SKAYABINSKIY, V.S., inzh.; VLASENKO, G.V., inzh.

D542 wattmeter. Vest. elektroprom. 31 no.12:69-70 D '60.  
(MIFA 14:2)

(Wattmeter)

SKRYABINSKIY, V.S.

Compensation of frequency-dependent errors in wattmeter readings.  
Nov. nauch.-issl. rab. po metr. VNIIM no.6:8-12 '64. (MIRA 18:3)

SKRYAGA, I.

We are adopting the practice of leaders. Sil'.bud.no.6:6 S '55  
(MIRA 9:7)

1. Nachal'nik Pereshchepins'kogo rayonogo viddilu po budivnitstvu  
v kolgospakh.  
(Reinforced concrete construction)

SKRYAGA, I. [Skriaha, I.]

First results. Sil'. bud. 7 no.5:15 Mr '57. (MIRA 13:6)

1. Predsedatel' soveta Pereshchepinskoy rayonnoy kolkhoznoy  
stroitel'noy organizatsii.  
(Pereshchepino District--Building)

SKRYAGA, I. [Skriaha, I.]

We are increasing the production of band roofing tiles.  
Sil'. bud. 9 no.9:9 S '59. (MIRA 12:12)

1. Predsedatel' soveta Pereshchepinskoy mezhkolkhoznoy stroitel'noy  
organizatsii Dnepropetrovskoy oblasti.  
(Tiles, Roofing)

SKRYAGA, I.

Successes of the Pereshchepino District interfarm building  
organization. Sel'.stroj. 14 no.8:16 Ag '59.  
(MIRA 12:12)

1. Predsedatel' soveta Pereshchepinskoy mezhkolkhoznoy stroitel'-  
noy organizatsii Dnepropetrovskoy oblasti USSR.  
(Pereshchepino District--Building)



SKRYAGA, I. [Skriaha, I.]

We are making all building materials ourselves. Sil'.bud. 10  
no.3:18 Mr '60. (MIRA 13:6)

1. Predsedatel' soveta Pereshchepinskoy mezhkolkhoznoy sel'-  
skokhozyaystvennoy organizatsii Dnepropetrovskoy oblasti.  
(Pereshchepino District--Building materials)

SKRYAGA, I. [Skriaha, I.]

Let's undertake increased obligations. Sil'.bud. ll no.4:3  
Ap '61. (MIRA 14:6)

1. Predsedatel' soveta Pereshchepinskoy meshkholkhoznoy stroi-  
tel'noy organizatsii Dnepropetrovskoy oblasti.  
(Ukraine—Construction industry)

USSR / Farm Animals. Poultry.

Q-4

Abs Jour: Ref Zhur-Biol., No 23, 1958, 105751.

Author : Skryaga, I. Z.

Inst : Not given.

Title : Poultry Raising in the Far North.

Orig Pub: Ptitsevodstvo, 1957, No 9, 28-29.

Abstract: No abstract.

Card 1/1

SKRYAGA, V.G., Cand Tech Sci -- (diss) "Hydraulic ~~operating~~  
conditions <sup>of mine-type</sup> ~~water drains~~ <sup>spillways</sup>." Khar'kov, 1959,  
13 pp (Min of Higher Education USSR. Khar'kov Engineering  
Construction Inst. Chair of Hydraulics and Engineering  
Hydro<sup>o</sup>logy) 150 copies (KL, 33-59, 119)

KOGAN, Leonid.M.; ULEZLO, I.V.; KOZLOVA, I.K.; SUVOROV, N.N.; PORTNOVA, S.L.  
SKRYAGIN, G.K.; TROGOV, I.V.

Microbiological transformations of steroids. Report No.3: Reduction of 17 $\alpha$ ,21-deoxysteroids by *Actinomyces albus* 3006. *Izv. AN SSSR Ser. khim. no.11:2008-2015 N '64* (MIRA 18:1)

1. Institut khimii prirodnikh soyedineniy AN SSSR i Institut mikrobiologii AN SSSR.

SKRYAGIN, L

AUTHOR: Skryagin, L.

4-6-5/30

TITLE: "Bottle Mail" ("Butylochnaya pochta")

PERIODICAL: Znaniye - Sila, 1957, Nr.6, pp 6-7 (USSR)

ABSTRACT: The author states that one of the various methods to investigate sea currents is by "bottle mail".  
In 1953, the British National Institute of Oceanography investigated the Gulfstream to the west of Great Britain. Instead of bottles, 10,000 plastic envelopes were utilized. These were dropped from aircraft over a radius of 800 km.

AVAILABLE: Library of Congress

Card 1/1

SKRYAGIN, L.

Radar station in the port of Le Havre. Mor.flot 16 no.5:30-32  
My '56. (MLRA 9:8)

1. Tsentral'nyy nauchno-issledovatel'skiy institut ekonomiki i  
ekspluatatsii vodnogo transporta.  
(Le Havre--Harbors) (Radar)

L 25610-65 EED(b)-3/EWT(1)/EWP(s)/EWT(m)/I Pc-4/Pae-2 IJP(z) RM  
ACCESSION NR: AP5003788 S/0029/64/000/007/0032/0036

AUTHORS: Zakharov, V.; Korop, P.; Skryagin, L.; Fedchenko, V.; Il'in, D.;  
Massayev, K.; Strelkov, V.

TITLE: From aqualung to sport submarine

SOURCE: Tekhnika -- molodezhi, no. 7, 1964, 32-36

TOPIC TAGS: submarine photography, aqualung, swimming, underwater equipment

ABSTRACT: Underwater sporting equipment which can be handcrafted is reported on in this collection of articles. To record underwater scenes, a metal waterproof case has been designed, intended for use with the motion picture camera "Kiev-16." A waterproof flash lamp "EV-5" has been developed which is effective under water up to distances of 0.5 m. It uses two flashlight batteries and has a power of 40 w. Several units can be linked by a synchronizing circuit which fires all lamps when the first lamp flashes. To assist in underwater navigation, a "submerged pilot" has been developed which contains a compass and a log. The log is a four-bladed aluminum 120-mm diameter propeller which turns 300-400 rev in 100 m of path. The blades are set at ~ 45° to the direction of motion and can be twisted slightly

Card 1/3

35  
24  
β



L 25610-65

ACCESSION NR: AP5003788

for precise calibration of the instrument. Since a swimmer cannot travel much faster than 2.8 km/h, submerged transportation has been developed. The simplest device for underwater travel is a sled towed by a launch, provided with hand controls for depth regulations. A new underwater plastic glider<sup>15</sup> with narrow wings measures 3.5 x 2.4 x 0.8 m. It reaches a speed of 15 km/h when towed, is controlled by horizontal rudders and heeling rudders, and is steered by a rudder on the keel. A device called an aquaped carries bicycle-type pedal gear which turns a screw propeller. The driver, strapped to a saddle, can reach a speed of 5.2 km/h. A more elaborate device called a "submarine scooter," is strapped to the back of a swimmer wearing an aqualung, or is held before him by hand grips. The body is made in two plastic sections covered by thin layers of wood and iron. One compartment contains a 72-amp-h, 24-v storage battery. The other compartment contains the small 350-700-w electric motor and reducing gears. A shaft leads from the rear of this compartment to the screw which can drive it at 10 km/h. The most sophisticated device is the sporting submarine, either the "dry" or the "wet" type. In the "wet" type the submarine is flooded, and the sportsmen wear aqualungs. A one- or two-man type, with an airplane-like cabin, is powered by either a bicycle-type pedal (one man - 5.5 km/h, two man - 9 km/h) or by a 1-hp electric motor (15 km/h). Such a submarine may operate at depths of up to 50 m. A model of the "dry" type

Card 2/3

L 25610-65

ACCESSION NR: AP5003788

(hermetically sealed) called the "Mermaid," is still in the "dream" stage. It would have a steel hull 4.6 m long and 1.5 m wide and would weigh 1125 kg. A glass conning tower would provide 360-degree visibility. Speeds of 12 km/h would be possible from a 2-hp electric motor supplied by lead storage batteries. The Mermaid could make 24-km trips, and its air supply would be sufficient for 24 hours. The craft would be well supplied with safety features (including compressed gas for emergency surfacing) and with provisions for the sportsman to be able to abandon a disabled submarine. Orig. art. has: 11 figures.

ASSOCIATION: none

SUBMITTED: 00

ENCL: 00

SUB CODE: PH, ES

NO REF SOV: 000

OTHER: 000

Card 3/3

SKRYAGIN, L.; SOLDATOVA, G.

Foreign methods of vessel pushing. Rech.transp. 16 no.10:44-46  
0 '57. (MIRA 10:12)  
(Towing)

SKRYAGIN, L.

Supertankers. Blok. agit. vod. transp. no. 4:43-46 F '57. (MLRA 10:4)  
(Tank vessels)

SKRYAGIN, Lev Nikolayevich; MATYUSHINA, S.P., red.; TIKHONOVA, Ye.A.,  
tekh. red.

[On the trail of sea disasters] Po sledam morskikh katastrov. Mo-  
skva, Izd-vo "Morskoi transport," 1961. 251 p. (MIRA 15:1)  
(Shipwrecks)

SKRYAGIN, L.N.

Fires on foreign passenger ships. Biul. tekhn.-ekon. inform.  
Tekh. upr. Min. mor. flota 7 no.4:89-115 '62. (MIRA 16:4)

(Ships—Fires and fire prevention)

SKRYAGIN, N.A.

New Indonesian oceanographic research ship "Jalanidhi."  
Okeanologiia 4 no.1:186-187 '64. (MIRA 17:4)

Patented Rights. Commercial. Olfiferous.  
Sugar-Beetings.  
S.S. JOURNAL: *Tr. Akad. biologicheskikh nauk*, 1959, No. 20392  
AUTHOR : Skryabin, F.A.; Akhkurina, N.G.; Alimov, V.Z.  
INST. : AS Uzbek SSR  
TITLE : Several Properties of Ammoniate and Its Effectiveness.  
ORIG. PUB.: V. sb. Ref. nauchno-issled. rabot po khlopkovodstvu. Tashkent, AN UzSSR, 1957, 193-198  
ABSTRACT : Experiments conducted by the Academy of Sciences Uzbek SSR in Tashkentskaya Oblast in 1956 have shown that ammoniate (A) was nitrified under laboratory conditions by 70% in 13 days, under field conditions by nearly totally within less than 12 days. There is thus no cause to apply A fractionally under the fall plowing. When placing the entire annual rate of A during vegetation of the cotton, its effectiveness either equalled

1/2



FROLOV, S.G.; SHIF, Sh.L.; DESYATUN, I.I.; SEMENOV, A.I.; SKRYARENKO,  
B.S.

Mechanization of veneer manufacturing shops. ~~Sam.i~~ der.prom.  
no.4:5-10 O-D '62. (MIRA 15:12)

1. Darnitskiy fanernyy zavod.  
(Darnitsa--Veneers and veneering)

SKRYARENKO, I.P., inzh.; KRIGMAN, F.Ye.; SHESTERENKOV, V.I.; KOLESNIK, A.F.

Radioluminescent light sources with tritium filling. Svetotekhnika  
9 no.8:23-26 Ag '63. (MIRA 16:8)

1. Makeyevskiy institut po bezopasnosti rabot v gornoy promyshlennosti.  
(Electric lighting) (Luminescence)

SKRYASHEVSKIY, A. F.

U S S R

X-ray investigation of molten crystal hydrates  $H_2SO_4 \cdot nH_2O$  and  $HNO_3 \cdot mH_2O$ . A. V. Romanov and A. F. Skryashevskii. *Voprosy Fiz. Metal. i Metallofiz. Akad. Nauk Ukr. S.S.R.* 1953, No. 4, 70-8; *Referat. Zhur., Khim.* 1954, No. 24959.—Electron-density curves of liquid  $H_2SO_4 \cdot H_2O$ ,  $H_2SO_4 \cdot 4H_2O$ , and  $HNO_3 \cdot 3H_2O$  were obtained in abs. electron units and the radial distribution curves of the electron d. of these substances were calcd. The ion  $SO_4^{--}$  in soln. has a tetrahedral structure with a S-O distance of 1.5 Å. The most likely structure of  $NO_3^-$  in soln. is a plane triangle with a N-O distance of 1.2 Å.  $H_2O$  mols. showed a preferential orientation toward  $SO_4^{--}$ . In  $H_2SO_4 \cdot 4H_2O$  each O in the anion binds an av. of approx. 2.3 mols.  $H_2O$ . In  $H_2SO_4 \cdot H_2O$ , 1.3 mols. of  $H_2O$  are attached to each O of the  $SO_4^{--}$ . It is the first time that the structure of complex ions ( $SO_4^{--}$  and  $NO_3^-$ ) in soln. was detd. by x-rays.

M. Hozeh

KRYECKI

POLAND / Chemical Technology. Cellulose and Its  
Derivatives, Paper.

H-33

Abs Jour: Ref Zhur-Khimiya, No 14, 1959, 52018.

Author : Bielski, S.; Skrycki, W.

Inst : Not given.

Title : Perspectives of Development of the Corrugated Card-  
board in the PDR.

Orig Pub: Przegl. papiern., 1958, 14, No 9, 283-284.

Abstract: Production of cardboard packages in 1957 must  
reach 130 thousand tons. The article indicates  
all the types of cardboard produced and types  
planned for the current production, including  
raw materials and glues required. -- Ye Gurvich.

Card 1/1

L 18477-63

ACCESSION NR: AP3005501

tic temperatures) for electromagnetic waves and for one type of plasma wave. The retained portion of the dielectric tensor is put into a form suitable for computation and its behavior in the neighborhood of the cyclotron frequency and its first two harmonics is illustrated with graphs. The resonance term has an anti-Hermitian part (leading to absorption) only for frequencies below the resonance. Expressions are obtained for the refractive indices for the ordinary and the extraordinary electromagnetic waves and for the plasma wave having the smaller index. At the cyclotron frequency the extraordinary wave is much less strongly absorbed than the ordinary wave. The plasma wave having the larger refractive index violates the condition that the wavelength be large compared with the Larmor radius. A method of successive corrections is proposed for dealing with this case. An error is pointed out in a paper by A.A.Rukhadze and V.P.Silin (ZhTF, 32, 423, 1962). Orig.art. has: 36 formulas and 2 figures.

ASSOCIATION: Fizicheskiy fakul'tet MGU (Physics Department, MGU)

SUBMITTED: 02Jul62

DATE ACQ: 06Sep63

ENCL: 00

SUB CODE: PH

NO REF SOV: 007

OTHER: 000

Card2/2

SKRYBLOV, N.V.; PASHCHENKO, E.A.; SKRYBLOVA, O.N.

Some problems of network scheduling solved by electronic computers.  
Vych. i org.tekh. v stroi. i prekt. no.3:26-36 '64.

(MIRA 18:10)

1. Gosudarstvennyy institut tipovogo i eksperimental'nogo  
proyektirovaniya i tekhnicheskikh issledovaniy Gosstroya SSSR.

SKRYDLOV, V. N.

10005

Dubnov, Ya. S., and Skrydlov, V. N. The centro-affine theory of surfaces. ~~Trudy Sem. Vektor. Tenzor. Analizu~~ 8, 128-143 (1950). (Russian)

The vector algorithm for centro-affine spaces, derived in the paper reviewed above is here applied to surface theory of space of three dimensions. The equiaffine space is specially studied. Formulas are found for the net of asymptotic lines, the invariant of Tzitzeica  $T = \frac{1}{2} \epsilon^{\alpha\beta} R_{\alpha\beta} R_{\alpha\beta}$  ( $R_{\alpha\beta}$  the curvature tensor), and the Čebyšev tensor (the tensor which vanishes when a net is a net of Čebyšev for a given connection). The transition is made to affine centro-projective geometry. — *D. J. Struik* (Cambridge, Mass.).

Source: Mathematical Reviews,

Vol 13 No. 8

Smw  
LW

SKRYDLOV, N.V.; PASHCHENKO, E.A.; SKRYDLOVA, O.N.

Some problems of network scheduling solved by electronic computers.  
Vysh. i org.tekh. v stroi. i prekt. no.3:26-36 '64.

(MIRA 18:10)

1. Gosudarstvennyy institut tipovogo i eksperimental'nogo  
proyektirovaniya i tekhnicheskikh issledovaniy Gosstroya SSSR.



SKRYGAN, A.; ILESKIN, G.; VERNER, V.; KAZLOU, A.

Utilizing pine stumps from the bottom of swamps for the pro-  
duction of thermoinsulation construction slabs. Vestsi AN  
BSSR no.2:124-131 Mr-Ap '54. (MIRA 8:9)  
(Insulation (Heat)) (Pine)

SKRYGAN, A.I. [Skryhan, A.I.]; BELEN'KAYA, T.V.; SHISHKO, A.M. [Shyshko, A.M.];  
VALOZHIN, A.I. [Valozhyn, A.I.]; GORELIK, B.A. [Harelik, B.A.];  
MOROZOVA, L.V. [Marozava, L.V.]

Composition of adubin and its use in the production of furfural.  
Vestsi AN BSSR. Ser. fiz.-tekh. nay. no.3:56-63 '59.  
(MIRA 13:3)

(Furaldehyde) (Oak)

SKRYGAN, A.I.; SHYSHKO, A.M.; ZHBANKOU, R.G.

Characteristics of  $\alpha$ -cellulose removed from the wood of pine trees  
of different age. Vestsi AN BSSR. Ser. fiz.-tekhn. nav. no.1:29-45 '57.  
(Cellulose) (MLRA 10:6)

SKRYGAN, A. I.

Stepanov, B. I. *Akademiyan AS Belorusskaya SSR* 307/30-53-1-9/87

Investigations by Belorussian Scientists in the Field of Spectroscopy and Luminescence (*Raboty belorusskikh uchenykh po spektroskopii i lyuminetsentsii*)

Vestnik Akademii nauk SSSR, 1959, No. 1, pp. 66-76 (USSR)

These investigations are being carried out at the Institute fiziki i matematiki (Institute of Physics and Mathematics) and the fizicheskii fakul'tet Belorusskogo universiteta (Physical Institute of Belorussian University) under the direction of B. I. Stepanov, A. I. Skrygan, M. A. Kal'yuzhnikov, Akademians AS SSSR, M. V. Fedorov, Corresponding Member, Academy of Sciences, SSSR, in the field of theoretical spectroscopy, the investigations mentioned. Further, the following investigations are indicated:

B. I. Stepanov, M. V. Fedorov, V. E. Khushchinskaya used the general principles of spectroscopy of negative currents in their investigations. On the basis of experimental data A. M. Mason obtained important results in the determination of genuine values of optical characteristics of the substance examined. I. A. Kravtsov, E. P. Ivanov examined calculation methods of reabsorption with large overlapping of absorption and luminescence spectra. E. A. Borzharich succeeded in obtaining fundamental results in the examination of luminescence of phosphors. He also showed that the efficiency of quenching collisions may be much less than one. E. G. Zhukovskiy, under the direction of A. I. Skrygan, examined the influence of the solvent on the yield of fluorescence as well as on the position and extension spectra.

A. I. Skrygan, G. P. Gurlanovich, A. M. Karibevskiy examined the luminescence polarization of sandy combined molecules. At the same time they designed an improved apparatus. A. E. Sevchenko, V. V. Kuznetsova work in the field of luminescence of rare-earth complexes. V. A. Pilyupin examined the phenomenon of phosphorescence. The examinations of optical properties of chlorophyll and related compounds are being carried out in close cooperation with the Institut biologii Akademi nauk SSSR (Institute of Biology, Academy of Sciences, Belorusskaya SSR) headed by E. M. Godner, M. A. Kravtsov, E. I. Jidlovskiy, examined the absorption and luminescence spectra of chlorophyll. L. E. Sevchenko, E. I. Jidlovskiy, E. M. Solov'yev, I. A. Kravtsov examined the excitation spectra and the dependence of phosphorescence on the wave length of fluorescence. E. P. Sevchenko, K. V. Tolod'ko obtained valuable data of the composition of complex compounds and the nature of intermolecular forces of interaction. I. P. Shapigko examined the optical and electrical properties of some crystal phosphors.

A. E. Sevchenko, E. I. Stepanov examined cellulose and its products of transformation. E. G. Zhabakov, E. M. Yermolenko worked at high pressure in order to study the composition of cellulose by means of spectroscopic methods. E. M. Yermolenko, E. G. Zhabakov examined the oxidizing reaction of cellulose by means of nitrogen dioxide, iodine acid and chlorine. I. Stepanov, A. Ya. Koshchuk, A. I. Stepanov, E. M. Yermolenko, E. I. Stepanov, A. Ya. Koshchuk examined the mechanism of the process of cellulose oxidation. E. M. Pavlyuchenko, I. M. Yermolenko examined the oxidation of celluloses with the use of absorption spectroscopy in the ultraviolet range. E. M. Pavlyuchenko and collaborators spectroscopically examined the adsorption of coloring substances on cellulose. I. M. Yermolenko, E. I. Stepanov examined the luminescence of cellulose products.

B. I. Stepanov, E. I. Chakalinskaya determined the dependence of the spectra of dispersed objects on the reduction ratio, the character of the binding agent, and the layer thickness.

24(7),24(0) AUTHOR

TITLE:

PERIODICAL: ABSTRACT:

Card 2/8

Card 3/8

Card 4/8

S KRYBAN, A. I.

24(T) 24(0)  
AUTOR:

Stepanov, B. I., Academician AS  
Beloruskaya SSR

507/30-59-1-9/57

TITLE:

Investigations by Belorussian Scientists in the Field of  
Spectroscopy and Luminescence (Mabyoy Beloruskikh uchenykh  
po spektroskopii i lyuminestsentsii)

PERIODICAL:

Vestnik Akademii nauk SSSR, 1959, Nr. 1, pp 66-76 (USSR)

ABSTRACT:

These investigations are being carried out at the Institut  
fiziki i matematiki (Institute of Physics and Mathematics)  
and the fizicheskii fakul'tet beloruskogo universiteta  
v Minsku (Department of Belorussian University) under the direct-  
ion of B. I. Stepanov, A. M. Sevchenko, M. A. Yel'yashevich,  
Academics AS BSSR, and F. I. Fedorov, Corresponding Member,  
Academy of Sciences, BSSR. In the field of theoretical spectro-  
scopy, the investigations by F. A. Ipanasovich, B. I. Stepanov  
and others are mentioned. Further, the following in-  
vestigations are indicated:

A. P. Prishivalko, B. I. Stepanov developed a theory of  
dispersion light filters.  
E. A. Rozianich, Ya. S. Khvashchavskaya, I. P. Lapisovich  
examined, by experiment, dispersion light filters for the  
infrared range.

A. P. Prishivalko analysed the accuracy and the field of  
application of existing determination methods of optical  
constants of dispersed and not dispersed materials.

I. G. Babitskiy, A. A. Labuda, Ya. G. Mazimkov obtained  
important results concerning the kinetics of one single  
spontaneous discharge (spontaneous intensity and discharge temperature).  
G. V. Oveshkin, B. I. Stepanov examined the mutual influence  
of different discharges on each other and explained the methods  
for their elimination.

G. V. Oveshkin suggested a series of methods to eliminate  
the influence of third elements.

G. V. Oveshkin, E. P. Krivosheev succeeded in working out a  
control method of bearyl penicillin in ordinary penicillin.

M. A. Borisovich, E. V. Kobzarevich, I. P. Lapisovich examined the  
infrared spectra of various products.

M. A. Borisovich, Y. I. Pansarich, I. P. Lapisovich examined  
a series of structural peculiarities of alcohol oxides.

M. A. Borisovich worked out a luminescence method for the deter-  
mination of the germinating power of the seed of some kinds  
of trees.

A. Ya. Frokoshchik obtained good results by the use of lumines-  
cence analysis in dermatology.

B. S. Khramenko examined the absorption spectra of the  
albumin-polyaccharide complexes.

M. M. Pavlyuchenko, G. A. Lazarko, carried out an extensive  
spectrophotometrical examination of the formation of molecular  
and complex compounds in solutions.

M. A. Sevchenko spectroscopically examined the structure of  
various silices.

B. I. Stepanov, A. M. Fries carried out theoretical investiga-  
tions of the vibrational spectra of various silicate crystals

Card 5/6

Card 6/6

19

SKRYGAN, A.I.; SHISHKO, A.M. [Shyashko, A.M.]

Study of cellulose obtained from the wood of pine shoots  
and one-year plants. Vestsi AN BSSR.Ser.fiz.-tekh.nav. no.2:  
56-62 '59. (MIRA 12:11)

(Cellulose)

SKRYGAN, A.I. [Skryhan, A.I.]; SHYSHKO, A.M.; ABRANPAL'SKI, I.N.;  
VALOZHYN, A.I.

Study of sapropels with low ash content from lakes and marshes in  
the White Russian S.S.R. Vestsi AN BSSR.Ser.fiz.-tekh.nav. no.1:  
64-68 '62. (MIRA 16:9)

(White Russia--Sapropel)

SKRYGAN, F. [Skryhan, F.]; KACHAVY, M.

Career of an outstanding woman. Rab.i sial. 36 no.6:6-7 Je  
'60. (MIRA 13:7)

(Starobino District--Women as farmers)



SKRYAGIN, Lev Nikolayevich; MATYUSHINA, S.F., red.

[On the tracks of marine catastrophes] Po sledam morskikh  
katastrof. Moskva, Transport, 1965. 254 p.  
(MIRA 18:4)

SKRYGIN, V.N.

Increasing the efficiency of inclined sorting tracks. Zhel.  
dor. transp. 45 no.5:77-78 My '63. (MIRA 16:10)

1. Glavnyy inzh. stantsii Kazatin Yugo-Zapadnoy dorogi.

SKRYGIN, V. P.

Skrygin, V. P. - "The treatment and classification of scoliosis," Trudy Tsentr. nauch.-issled. in-ta protezirovaniya i protezostroyeniya, symposium 3, 1949, p. 47-70

SO: U-4355, 14 August 53, (Letopis 'Zhurnal 'nykh Statey, No. 15, 1949)

L 27330-66 EWP(k)/EWT(d)/EWT(m)/EWP(h)/EWP(l)/EWP(v)/EWP(t) IJP(c) JD/HW  
ACC NR: AP6009900 (4) SOURCE CODE: UR/0413/66/000/004/0092/0092

AUTHORS: Yuzik, S. I.; Skryl', I. A.; Ovsyankin, A. N.

46  
B

ORG: none

TITLE: Device for testing the hermeticity of specimens having rolled joints.  
Class 42, No. 179054

18

SOURCE: Izobreteniya, promyshlennyye obraztsy, tovarnyye znaki, no. 4, 1966, 92

TOPIC TAGS: pipe, roll forging, metal joining

ABSTRACT: This Author Certificate presents a device for testing the hermeticity of specimens having rolled joints, e.g., in the form of a flange with a rolled-in pipe. The device consists of a hydraulic loading device and a testing chamber. To exclude an axial build-up of pressure on the pipe section and to increase the accuracy of measurement, the flange is fastened by a screw press to the end of the experimental chamber, the lower part of which is equipped with a packing of the chevron type, situated on the outer surface of the pipe. To prevent the influence of press deformation on the hermeticity of the specimen-experimental chamber joint, use is made of a hydraulic press deformation compensator (see Fig. 1).  
Gard 1/2

UDC: 620.165.29-762.4

2

L 27239-66

ACC NR: AP6009900

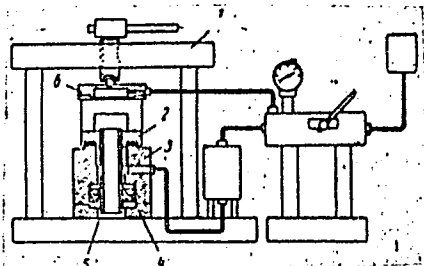


Fig. 1. 1 - screw press;  
2 - specimen; 3 - test  
chamber; 4 - packing;  
5 - pipe; 6 - compensator  
for press deformation.

Orig. art. has: 1 figure.

SUB CODE: 14/ SUBM DATE: 02Aug63

Card 2/2. CC

SKRYL, I. I., DVORETSKY, A. S., SEREBRYAKOV, R. A., KOLESOV, I. V., SIKOLENKO,  
V. F., ORAVETS, Y., FROLOV, N. S., and KAZAKOV, V. A.

"Choice of Coordinates in Regard to the Entrance of Particles into an  
Emulsion Chamber (STaU-1),

Joint Institute of Nuclear Research, Dubna, USSR.

report submitted for the IAEA conf. on Nuclear Electronics, Belgrade, Yugoslavia  
15-20 May 1961

L 11381-63

EWT(m)/BDS AFFTC/ASD

S/120/63/000/002/012/041

55  
54

AUTHOR: Kolesov, I.V., Sikolenko, V.F., Skryl', I.I., and Frolov, N.S.

TITLE: An instrument for photographing discharges in spark counters 19

PERIODICAL: Pribery i tekhnika eksperimenta, March-April 1963, v. 8, no. 2, 54-58

TEXT: The article describes a device for taking pictures of discharges in spark counters from two mutually perpendicular directions and reference marks with a single frame of film in a moving-picture camera that need not be greatly modified for this purpose. The instrument is part of a system for determining the points at which particles enter emulsions. Control is either automatic or manual from a separate control unit; there is provision for double-exposure prevention and malfunction indication. The position of sparks may be determined to within  $\pm 0.1$  mm. There are five figures.

ASSOCIATION: Joint Institute for Nuclear Research

Card 1/1

ACCESSION NR: AR4032164

S/0058/64/000/002/A039/A039

SOURCE: Ref. zh. Fiz., Abs. 2A337

AUTHORS: Dvoretzkiy, A. S.; Kazakov, V. A.; Kolesov, I. V.; Oravets, Yu.; Sikolenko, V. F.; Skry\*1', I. I.; Frolov, N. S.

TITLE: Installation for automatic registration of the coordinates of a particle entering a pellicle stack

CITED SOURCE: Tr. 5-y Nauchno-tekhn. konferentsii po yadern. radioelektron. T. 4. M., Gosatomizdat, 1963, 15-27

TOPIC TAGS: high energy particle interaction, emulsion technique, electronic particle identification, particle trajectory recording, particle trajectory photography

TRANSLATION: An automatic installation is described, combining the emulsion technique for high-energy particle interactions and the



ACCESSION NR: AP4029694

the best method of hardening uranium with a view to limiting its increasing radiation. The tests made in this connection included hardening the uranium samples in the beta- and gamma-phases, followed by the slow-cooling and water-cooling methods. The test results indicate that the texture of hardened uranium is determined primarily by the parameters of the heat treatment of the metal, and the following conclusions are therefore justified: 1) the texture of hardened uranium depends on the nature of the heat treatment but primarily on the duration of exposure to high-temperature phases; 2) the greatest destruction of the texture was noted in the samples that had been heat-treated under the effect of tensions produced by thermic gradients or external efforts, and 3) in the case of low and moderate heating speeds, the texture of hardened uranium is determined to a large extent by the technology of the uranium production and the duration of its exposure in the beta-phase before the hardening. Orig. art. has: 9 figures.

ASSOCIATION: None

SUBMITTED: 30May63

DATE ACQ: 01May64

ENCL: 00

SUB CODE: PU, NS

NR REF SOV: 015

OTHER: 005

KOLESOV, I.V.; SIKOLENKO, V.F.; SKRYL', I.I.; FROLOV, N.S.

Appliance for the photographic recording of discharges in spark counters.  
Prib. i tekhn. eksp. 8 no.2:54-58 Mr-Ap '63. (MIRA 16:4)

1. Ob'yedinennyy institut yadernykh issledovaniy.  
(Counting devices) (Photography--Scientific applications)

TELETOV, S.G.; SKRYL', L.V.

Sorptive capacity of Kharkov siliceous and clay rocks. Bent.  
gliny Ukr. no.3:30-34 '59. (MIRA 12:12)

1. Khar'kovskiy gosudarstvennyy universitet.  
(Ukraine--Rocks, Siliceous) (Ukraine--Clay)

SKRYL', V., kombayner

When the workers' committee forgets about the main thing... Sov.  
profsoiuzy 17 no.10:16-17 My '61. (MIRA 14:5)

1. Sovkhoz "Zarya," Tselinnyy kray.  
(Virgin Territory--Socialist competition)  
(Trade unions) (State farms)

ARONSON, A.Ya., kand. tekhn. nauk; BUGOV, A.U., kand. tekhn. nauk; MALYSHEV, V.M., kand. tekhn. nauk; SKRYLEV, I.A., inzh.; FRANK-KAMENETSKIY, G.Kh., kand. tekhn. nauk; POSTOYEV, V.S., kand. tekhn. nauk, reitsent; ORGO, V.M., kand. tekhn. nauk, red.

[Strength calculation of the parts of hydraulic turbines]  
raschet na prochnost' detalei gidroturbin. Moskva, Mashino-  
stroenie, 1965. 391 p. (MIRA 18:10)

PUSHKAREV, V.V.; SKRYLEV, L.D.; BAGRETISOV, V.F.

Concentrating radioactive cesium by extraction with gelatin  
foam. Radiokhimiia 1 no.6:709-711 '59. (MIRA 13:4)  
(Cesium--Isotopes) (Gelatin)

SKHYLEV, L.D.; MOKRUSHIN, S.G.

Extraction of colloiddally dissolved, mixed heavy metal ferro-  
cyanides from their hydrosols by means of gelation foam. Koll.  
zhur. 22 no.3:344-350 My-Je '60. (MIRA 13:7)

1. Ural'skiy politekhnicheskiy institut im. S.M.Kirova,  
Sverdlovsk.  
(Ferrocyanides) (Gelatin) (Colloids) (Extraction(Chemistry))

18.3000

77501  
SOV/80-33-1-10/49

AUTHORS: Pushkarev, V. V., Skrylev, L. D., Bagretsov, V. F.

TITLE: Recovery of Mixed Ferrocyanides of Heavy Metals from Hydrosols and Suspensions

PERIODICAL: Zhurnal prikladnoy khimii, 1960, Vol 33, Nr 1, pp 59-61 (USSR)

ABSTRACT: This is the first communication from a series of articles on the use of gelatinous foam for concentration of radioactive cesium solutions. In this work the authors studied separation of colloidal and precipitated ferrocyanides ( $K_2Mn \cdot Fe(CN)_6$ ,  $K_4Co_{10} Fe(CN)_6$ ,  $K_4Ni_4 \cdot Fe(CN)_6$ ,  $K_2Zn_3 Fe(CN)_6$  and  $K_2Cu_3 Fe(CN)_6$ ) and  $Pb_2 Fe(CN)_6$  from their solutions by means of gelatin foam. Solutions of potassium ferrocyanide and of the respective metal salts were added to 200 ml of distilled water. After addition of 1% of freshly prepared gelatin solution, the volume of the suspension was brought up to 300 ml,

Card 1/4



Recovery of Mixed Ferrocyanides of Heavy  
Metals from Hydrosols and Suspensions

77501  
SOV/80-33-1-10/49

and the solution was mixed and poured into the foam apparatus shown in Fig. 1. Recovery of the solid phase (colloidal particles and precipitate) was complete after 3-4 min of foaming (since the ferrocyanides are colored, their separation from the solution could be easily seen). Relation between solid phase concentration and minimum quantity of gelatin necessary for the complete recovery of the former is illustrated in Fig. 2. The necessary volume of gelatin solution also depends upon the pH value of the ferrocyanide solution. A neutral or weakly acidic medium was found to be most favorable in the recovery process. For complete recovery of 50 mg of  $K_4Ni_4Fe(CN)_6 \cdot 3H_2O$  the volume of the 1% gelatin solution could be decreased 6-fold (from 9.0 ml to 1.5 ml) by changing pH of the solution from 2 to 5. There are 2 figures; and 7 Soviet references.

ASSOCIATION:

SUBMITTED:

Ural S. M. Kirov Polytechnic Institute (Ural'skiy politekhnicheskiy institut imeni S. M. Kirova)  
December 29, 1958

Card 2/4

Recovery of Mixed Ferrocyanides of Heavy Metals from Hydrosols and Suspensions 77501, SOV/80-33-1-10/49

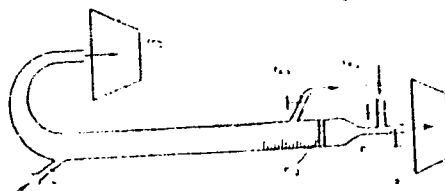


Fig. 1. Apparatus for recovery of mixed ferrocyanides of heavy metals by foaming. (1) Inlet opening for introduction of initial solution; (2) glass filter Nr 3, (3) foam receiving vessel; (4) vessel for receiving filtrate; (5) stopcock for air feed (under 1.5 atm pressure); (6) stopcock for withdrawal of test samples; (7) stopcock for discharge of filtrate.

Card 3/4

Recovery of Mixed Ferrocyanides of Heavy Metals from Hydrosols and Suspensions

77501, SOV/80-33-1-10/49

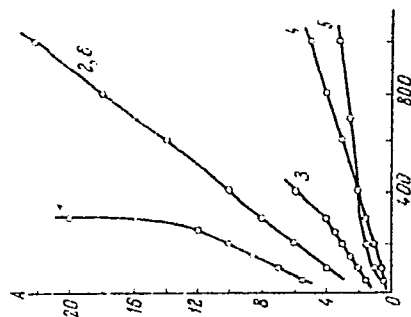


Fig. 2. Effect of concentration of mixed ferrocyanides upon volume of 1% gelatin solution necessary for complete recovery of precipitate by frothing, at pH of initial solution = 4.6. (A) Volume of 1% gelatin solution (in ml); (B) quantity of precipitate (in mg/l). (1)  $K_2Zn_3[Fe(CN)_6]_2$ ; (2)  $K_2Cu_3[Fe(CN)_6]_2$ ; (3)  $K_4Ni_4[Fe(CN)_6]_3$ ; (4)  $K_2Mn[Fe(CN)_6]_3$ ; (5)  $Pb_2[Fe(CN)_6]$ ; (6)  $K_4Co_{10}[Fe(CN)_6]_6$ .

Card 4/4

5.2300, 21.3200

77506  
SOV/80-33-1-15/49

AUTHORS: Pushkarev, V. V., Skrylev, L. D., Bagretsov, V. F.

TITLE: Extraction of Radioactive Cesium by Mixed Ferrocyanides of Heavy Metals

PERIODICAL: Zhurnal prikladnoy khimii, 1960, Vol 33, Nr 1, pp 81-85 (USSR)

ABSTRACT: This is the second communication of a series on the gelatin foam method of concentrating radioactive cesium solutions. The first study, which also describes the laboratory apparatus and the preparation of some reagents, is printed on p 59 of this issue (see also Abstract 77501). Radioactive cesium was absorbed by mixed ferrocyanides such as  $K_2Mn[Fe(CN)_6]$ ;  $K_4Co_{10}[Fe(CN)_6]_6$ ;  $K_4Ni_4[Fe(CN)_6]_3$ ;  $K_2Cu_3[Fe(CN)_6]_2$ ;  $K_2Zn_3[Fe(CN)_6]_2$ ;  $Pb_2[Fe(CN)_6]$ . The solid phase was then separated from the solution by centrifuging at 3,000 rpm in a laboratory centrifuge, or by frothing the

Card 1/7

Extraction of Radioactive Cesium by  
Mixed Ferrocyanides of Heavy Metals

77506  
SOV/80-33-1-15/49

solution with compressed air and collecting the foam with the entrapped Cs<sup>134</sup>-containing precipitate. 1% gelatin and 50% excess of ferrocyanide were used as coagulating agents. The marked effect of the pH of the solution on the extraction is shown in Figs. 1 to 6; full lines designate the foam extraction, dotted lines designate the centrifuging extraction; A is the Cs extraction (in %); and B is the pH value. It was also established that a low concentration of the adsorbent (60 mg/liter) already gave a maximum degree of radioactive cesium extraction. The amount of the solution carried off as foam was approximately 1 to 1.4% of the initial solution volume. Practically 100% extraction was obtained from a solution with pH = 7 in a three-stage procedure. The first extraction yielded 98.84% cesium; the remaining solution was treated with ferrocyanide and gelatin in the same amounts as previously, and the second frothing extracted 89.07% of the remaining cesium. Finally, a third frothing gave 81.98% of the cesium remaining after the second operation, and the total extraction amounted to

Card 2/7

Extraction of Radioactive Cesium by  
Mixed Ferrocyanides of Heavy Metals

77506  
SOV/80-33-1-15/49




Fig. 1. Effect of the initial solution's pH on the extraction of Cs<sup>134</sup> by mixed copper ferrocyanide.

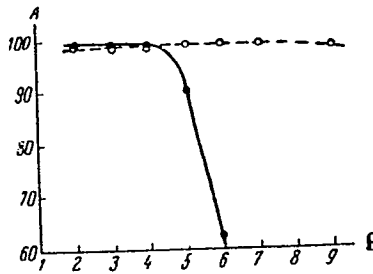


Fig. 2. Effect of the initial solution's pH on the extraction of Cs<sup>134</sup> by mixed nickel ferrocyanide.

Card 3/7

Extraction of Radioactive Cesium by  
Mixed Ferrocyanides of Heavy Metals

77506  
SOV/80-33-1-15/49

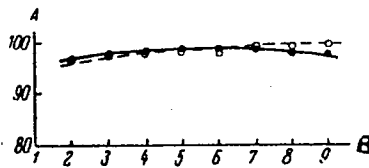


Fig. 3. Effect of the initial solution's pH on the extraction of  $Cs^{134}$  by mixed cobalt ferrocyanide.

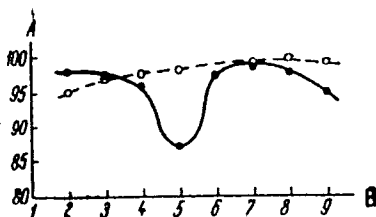


Fig. 4. Effect of the initial solution's pH on the extraction of  $Cs^{134}$  by mixed manganese ferrocyanide.

Card 4/7

Extraction of Radioactive Cesium by  
Mixed Ferrocyanides of Heavy Metals

77506  
SOV/80-33-1-15/49

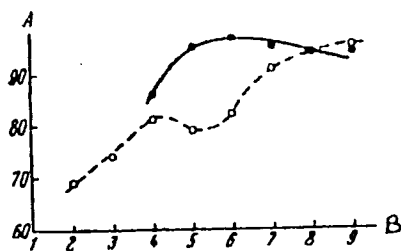


Fig. 5. Effect of the initial solution's pH on the extraction of Cs<sup>134</sup> by mixed zinc ferrocyanide.

Card 5/7



Extraction of Radioactive Cesium by  
Mixed Ferrocyanides of Heavy Metals

77506  
SOV/80-33-1-15/49

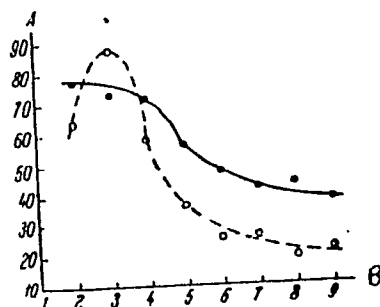


Fig. 6. Effect of the initial solution's pH on the extraction of Cs<sup>134</sup> by mixed lead ferrocyanide.

Card 6/7

Extraction of Radioactive Cesium by  
Mixed Ferrocyanides of Heavy Metals

77506  
SOV/80-33-1-15/49

99.98%. The authors express their appreciation to Professor S. G. Mokrushin for his valuable remarks before the manuscript was presented for printing. There are 6 figures; 1 table; and 6 references, 1 U.S., 5 Soviet. The U.S. reference is: E. Glueckauf, Long-Term Aspects of Fission Products Disposal, International Conference on the Peaceful Use of Atomic Energy (1955).

ASSOCIATION: Ural Polytechnic Institute imeni S. M. Kirov (Ural'  
skiy politekhnicheskii institut imeni S. M. Kirova)

SUBMITTED: December 29, 1959 (Abstracter's Note: probably 1958)

Card 7/7

SKRYLEV, L. D., Cand. Chem. Sci. (diss) "Froth Fractional Colloidol-Soluble Mixed Ferro-cyanides of Heavy Metals," Sverdlovsk, 1961, 20 pp (Urals Polytech. Instit, Dept. of Phys. and Colloidal Chem.) 150 copies (KL Supp 12-61, 256).

MOKRUSHIN, S.G.; SKRYLEV, L.D.

Effect of electrolytes and of the hydrogen ion concentration on the recovery of a dispersed phase from the hydrosols of some mixed metal ferrocyanides by means of gelatin foam. Izv.vys.ucheb.zav.; khim.i khim.tekh. 4 no.1:70-73 '61. (MIRA 14:6)

1. Ural'skiy politekhnicheskii institut imeni S.M.Kirova, kafedra fizichskoy i kolloidnoy khimii.  
(Ferrocyanides)