

6427-007  
ACCESSION NO. AD 1001000

... ..  
... ..  
... ..

constant concentration of  $\text{HNO}_3$  and a variable concentration of uranium from the acid mixture depends greatly on the ratio of the concentration of nitric acid to that of the amine. When the concentration of the amine is greater

SUBMITTED: 26Nov63

NO REF SOV: 003

OTHER: 002

Card 3/4

VDOVENKO, V.M.; SUGLOBOVA, I.G.; VAN I-UY; SUGLOBOV, D.N.

Solubility of uranyl nitrates in mixed solvents. Radiokhimiya 6 no.5:532-  
538 '64. (MIRA 18:2)

VDOVENKO, V.M.; SUGLOBOV, D.N.; TARANOV, A.P.

Infrared spectra of uranyl nitrate hexahydrate and its aqueous solutions.  
Radiokhimiia 6 no.5:559-568 '64. (MIRA 18:1)

VDOVENKO, V.M., otv. red.

[Coprecipitation and adsorption of radioactive elements]  
Soosazhdenie i adsorbtsiia radioaktivnykh elementov.  
Moskva, Nauka, 1965. 195 p. (MIRA 18:3)

1. Chlen-korrespondent AN SSSR.

VDOVENKO, V.M., red.; LIBERMAN, N.R., red.

[Spectroscopic methods in the chemistry of complex  
compounds] Spektroskopicheskie metody v khimii komp-  
leksnykh soedinenii. Moskva, Khimiia, 1964. 267 p.  
(MIRA 18:2)

1. Chlen-korrespondent AN SSSR (for Vdovenko).

VDOVENKO, V.M.; SUGLOBOVA, I.G.; LADYGIN, I.N.; SUGLOBOV, D.N.

Extraction of uranyl nitrate with trioctylamine from  
neutral solutions. Radiokhimiia 5 no. 6:737-739 '63.  
(MIRA 17:7)

VDOVENKO, V.M.; SUGLOBOVA, I.G.; SUGLOBOV, D.N.; DATYUK, Yu.V.

Heat of solution of uranyl nitrate and some of its complex  
compounds. Radiokhimiia 5 no. 6:739-741 '63. (MIRA 17:?)



VDOVENKO, V.M.; ROMANOV, G.A.; SHCHERBAKOV, V.A.

Magnetic moments of uranium (IV) ions in aqueous solutions.  
Radiokhimiia 5 no.5:574--581 '63.

Study of the complex formation of uranium (IV) with fluorine ions  
by the method of proton resonance. 581-585 (MIRA 17:3)

VIOVENKO, V.M.; LIPOVSKIY, A.A.; NIKITINA, S.A.

Study of the solvation of  $UO_2Cl_2$  with molecules of organophosphorus  
compounds by spectral methods. Radiokhimiia 5 no.5:585-591 '63.  
(MIRA 17:3)

VDOVENKO, V.M.; KOVALEVA, T.V.; RYAZANOV, I.A.

Extraction of uranyl nitrate with solutions of trioctylamine in  
o-xylene at 25°C. Radiokhimiia 5 no.5:619-622 '63. (MIRA 17:3)

7

AUTHORS: Yil'venki, V. Y. (Corresponding Author AN SSSR); Vasil'yev, Ya. V.; Subasov, Ya. V.

TITLE: Magnetic susceptibility of radium chloride and bromide

SOURCE: AN SSSR, Doklady, No. 10, vol. 1, 1964, 134-136

TOPIC TAGS: radium compounds; paramagnetism; diamagnetism; para-

ABSTRACT: The purpose of the investigation was to check on the hypothesis of the presence of unpaired electrons and to determine the paramagnetic susceptibility of radium compounds. It was found that

should not exhibit paramagnetism. The results of the investigation would cast light on the nature of the structure and chemical bond of such compounds. The susceptibility of highly purified

Cara 1/3

ACCESSION NR: AP4049916

samples was measured by the Faraday method at -1 and 10° in an atmosphere of dry nitrogen and in electric fields of 100 and 200 kV/cm. The results are shown in Figure 1. The curves show that the dielectric loss increases with increasing electric field strength and with increasing temperature.

The dielectric loss is also affected by the frequency of the electric field. The loss increases with increasing frequency. The results are shown in Figure 2. The curves show that the dielectric loss increases with increasing frequency and with increasing temperature.

The dielectric loss is also affected by the humidity of the atmosphere. The loss increases with increasing humidity. The results are shown in Figure 3. The curves show that the dielectric loss increases with increasing humidity and with increasing temperature.

3 100 40-5

ACCESSION NR: AP4049916

ASSOCIATION: None

SUBMITTED: 07Jul64

ENCL: 00

SUB CODE: GP, GC

NR REF SOV: 005

OTHER: 006

Cors 3/0

ALEKSANDROV, N.M.; VDOVENKO, V.M.; SOKOLOV, A.P.; SHCHERBAKOV, V.A.

Nuclear magnetic resonance of the crystal hydrates of uranyl nitrate. Zhur.strukt.khim. 4 no.5:762-763 S-0 '63. (MIRA 16:11)

1. Nauchno-issledovatel'skiy fizicheskiy institut Leningradskogo gosudarstvennogo universiteta i Radiyevyy institut imeni V.G.Khlopkina AN SSSR.

VDOVENKO, V.M.; LIPOVSKIY, A.A.; NIKITINA, S.A.

Hydrogen bonding in alkyl ammonium salts. Part 2: Infrared  
spectra and structure of tridecyl ammonium chloride.  
Radiokhimiia 6 no. 1:56-62 '64. (MIRA 17:6)



ACCESSION NR: AP4009949

s/0186/63/005/006/0737/0739

AUTHOR: Vdovenko, V. M.; Suglobova, I. G.; Ladygin, I. N.;  
Suglov, D. N.

TITLE: The extraction of uranyl nitrate by trioctylamine from neutral solutions

SOURCE: Radiokhimiya, v. 5, no. 6, 1963, 737-739

TOPIC TAGS: trioctylamine, uranyl nitrate, dihydrate, benzene solution, NO sub 3 spectrum, organic phase, equilibrium constants, external cations, oscillation spectrum

ABSTRACT: An investigation has shown that substantial quantities of uranium can be extracted from aqueous solutions of uranyl nitrate which do not contain any free acid. The various phases of the uranyl nitrate concentration were brought into equilibrium by shaking it up in ampules at 25C for a period of 20-22 hours. The uranium concentration in the phases was determined by gravimetric and colorimetric methods, while the trioctylamine (TOA) concentration was preset.

Card 1/2

ACCESSION NR: AP4009949

The results achieved in these experiments show that in the case of a constant uranyl nitrate concentration in an inorganic phase, there is a rectilinear (or almost rectilinear) relationship between the uranium and trioctylamine concentrations in a benzene layer. After the contact with the uranyl nitrate dihydrate, the TOA-uranium ratio in the solution is almost exactly 1:1. When changed to an aqueous solution, the TOA-U ratio in the organic phase increases rapidly with the reduction of uranyl nitrate in the water reaching a magnitude of 5.8 for a 17% aqueous solution. Excessive TOA may exist in the form of free molecules if the hydrolysis continues to the end. Orig. art. has: 2 figures, 1 formula and 2 tables.

ASSOCIATION: none

SUBMITTED: 28Feb63

DATE ACQ: 07Feb64

ENCL: 00

SUB CODE: EL, CH

NO REF SOV: 002

OTHER: 005

Card 2/2

VDOVENKO, V. M.; GEDEONOV, L. I.; IVANOVA, L. M.; et al

"Contamination of Oceans by Long-Lived Isotopes according to Data Obtained  
by Soviet Investigations."

report submitted for 2nd Intl Conf, Peaceful Uses of Atomic Energy, Geneva,  
31 Aug-9 Sep 64.

VDOVENKO, V.M.; ROMANOV, G.A.

Stability of fluoride complexes of tetravalent uranium. Atom.  
energ. 15 no.2:168-169 Ag '63. (MIRA 16:8)  
(Uranium compounds) (Fluorides)

VDOVENKO, V.M.; ROMANOV, G.A.; SHCHERBAKOV, V.A.

Shift of bands in the absorption spectra of U (IV) during the  
fluoride complex formation. Radiokhimiia 5 no.4:511-513 '63.  
(MIRA 16:10)  
(Uranium compounds) (Absorption spectra)  
(Fluorides)

VDOVENKO, V.M.; SUGLOBOV, D.N.; KRASIL'NIKOV, V.A.

Infrared absorption spectra of uranyl nitrate and complexes  
with neutral addends. Radiokhimiia 5 no.3:311-319 '63.  
(MIRA 16:10)

(Uranyl nitrate--Absorption spectra)  
(Complex compounds--Absorption spectra)

L 17376-66 EPF(n)-2/EWT(m)/EWP(t) IJP(c) WW/JD/JG

ACC NR: AP6004504

SOURCE CODE: UR/0186/65/007/005/0509/0516

AUTHOR: Vdovenko, V. M.; Lipovskiy, A. A.; Nikitina, S. A.; Yakovleva, N. Ye.

ORG: none

TITLE: Investigation of the extraction of  $U^{IV}$  and  $U^{VI}$  from hydrochloric acid solutions by means of tri-n-butylphosphate

40  
B

SOURCE: Radiokhimiya, v. 7, no. 5, 1965, 509-516

TOPIC TAGS: uranium, organic phosphorus compound, solvent extraction, complex molecule

ABSTRACT: The <sup>2155</sup>uranium was extracted from the aqueous phase by forming the complex compounds which accumulated in the organic phase. The optical method (percent transmission of 400-700 millimicrons) was applied to measurement of the concentration of uranium-tri-n-butylphosphate complexes in the organic phase. The extractions were conducted using either 20% in  $CCl_4$  or 100% TBP. In the extraction experiments 0.5-12.8 molac HCl solutions and 5-10.9 molar LiCl solutions were used. It was found that the composition of the complexes formed is a function of both the

UDC: 542.61:546.791.4<sup>2</sup>791.6

2

Card 1/2

L 17376-66

ACC NR: AP6004504

0

HCl concentration in the aqueous phase and the TBP concentration in the inert solvent. In the case of  $U^{VI}$ , the following complexes were found in the extracts:  $UO_2Cl_2(TBP)_2$ ,  $UO_2Cl_2(TBP)_3$ , and a complex anion  $[UO_2Cl_3(TBP)_n]^-$ . In the case of  $U^{IV}$ , the organic phase contained  $UCl_4(TBP)_2$ ,  $UCl_4(TBP)_3$ , and a complex anion  $UCl_6^{2-}$ . Under the conditions near saturation equilibrium, both the  $U^{IV}$  and the  $U^{VI}$  are combined with two molecules of TBP. In the case of an excess of TBP, the complex involves three molecules of TBP. In the case of higher HCl concentration in the starting aqueous solution, accompanied by an excess of TBP, the extract contains anionic complexes of  $U^{IV}$  and  $U^{VI}$ . Orig. art. has: 2 figures, 2 tables, 6 formulas.

SUB CODE: 07/

SUBM DATE: 02Nov64/

ORIG REF: 013/

OTH REF: 006

Card 2/2 net



VDOVENKO, V.M.; GURIKOV, Yu.V.; LEGIN, Ye.K.

Hydration of cations in heavy water. Atom. energ. 19 no.5:  
433-437 N '65. (MIRA 18:12)

L 16078-66 EWT(m)/EWP(j) RM SOURCE CODE: UR/0079/66/036/001/0089/0096  
ACC NR: AP6005926

AUTHRO: Chernyak, N. Ya.; Khmel'nitskiy, R. A.; D'yakova, T. V.; Vdovin, V. M.

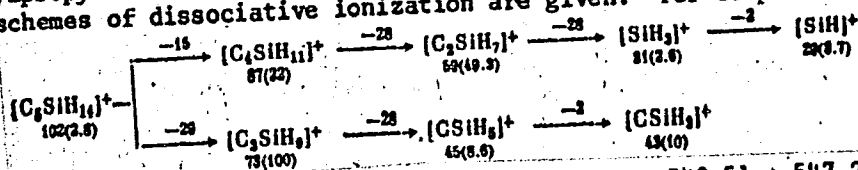
ORG: Institute of Petrochemical Synthesis, Academy of Sciences SSSR (Institut neftekhimicheskogo sinteza Akademii nauk SSSR)

TITLE: Mass spectra study of alkylsilanes

SOURCE: Zhurnal obshchey khimii, v. 36, no. 1, 1966, 89-96

TOPIC TAGS: organosilicon compound, mass spectrum, silane, ionization

ABSTRACT: Correlations were established between the mass spectra and structure of trimethylethylsilane (I), trimethylpropylsilane (II), trimethylbutylsilane (III), dimethyldiethylsilane (IV), dimethylethylpropylsilane (V), tetraethylsilane (VI), methylethylpropylsilane (VII), and methyldiethylsilane (VIII). The corresponding probable schemes of dissociative ionization are given. For compound (I), the scheme is



38  
B

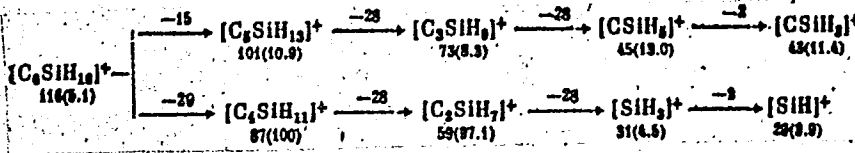
Card 1/3

UDC: 543.51 : 547.245

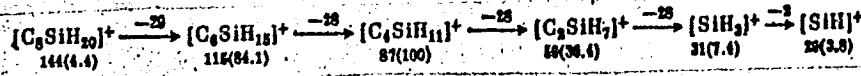
L 16078-66

ACC NR: AP6005926

(where the figure under the formula designates the mass number of the molecular or fragment ion, the figure in parentheses designates the intensity of the corresponding peak in % of maximum value, the broken-line arrow indicates a probable transition, and the solid arrow indicates a transformation of the fragment ion demonstrated by means of a metastable transition). For compounds (II) and (III) the scheme is similar. For compound (IV), the scheme is



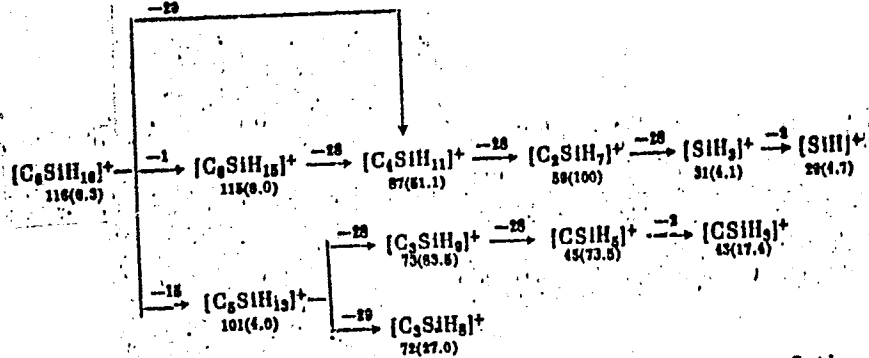
and the dissociative ionization of compound (V) is similar. For compound (VI), the scheme is



Card 2/3

L 16078-66  
 ACC NR: AP6005926

Compound (VIII) has the scheme



which is analogous to that of compound (VII). The mass spectra of the alkylsilanes and their hydrocarbon derivatives were compared, and it was found that on passing from a tertiary C atom to a tertiary Si atom, an increase in the stability of the molecule is observed. Orig. art. has: 2 figures, 2 tables.

SUB CODE: 07/      SUBM DATE: 17Jul64/      ORIG REF: 003/      OTH REF: 003

Card 3/3

L 16079-66 EWT(m)/EWP(j) RM

ACC NR: AP6005927

SOURCE CODE: UR/0079/66/036/001/0096/0101

AUTHOR: Chernyak, N. Ya.; Khmel'nitskiy, R. A.; D'yakova, T. V.; Vdovin, V. H.;  
Arkhipova, T. N.ORG: Institute of Petrochemical Synthesis, Academy of Sciences SSSR (Institut  
neftekhimicheskogo sinteza Akademii nauk SSSR)

TITLE: Mass spectra study of silacycloalkanes

SOURCE: Zhurnal obshchey khimii, v. 35, no. 1, 1966, 96-101.

TOPIC TAGS: mass spectrum, organosilicon compound, hydrocarbon, ionization

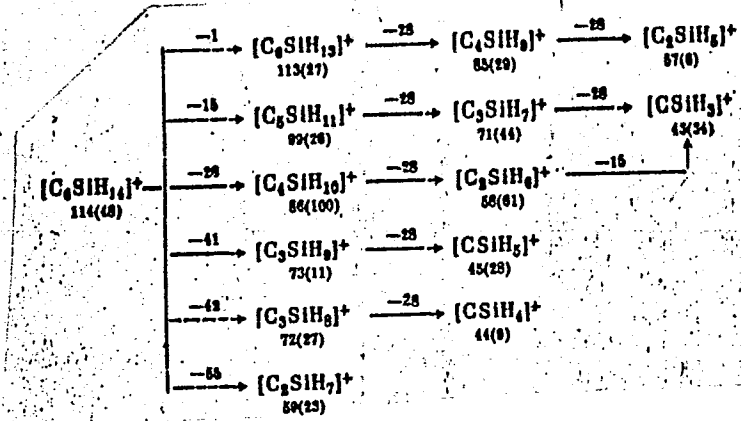
ABSTRACT: Mass spectra of 1,1-dimethyl-1-silacyclobutane (I), 1,1-dimethylsilacyclopentane (II), 1,1-dimethyl-1-silacyclohexane (III), 1-methyl-1-silacyclopentane (IV), and 1-methyl-1-silacyclohexane (V) were studied. Correlations were established between the mass spectra and the structure of the silicon-carbon rings. Probable dissociative ionization schemes of the silacycloalkanes are given. For compound (I), the scheme is as follows:

Card 1/3

UDC: 543,51 : 547,515



L 16079-66  
ACC NR: AP6005927



The mass spectra of the silacycloalkanes and their hydrocarbon analogs are compared.  
Orig. art. has: 1 figure, 2 tables.

SUB CODE: 07/      SUBM DATE: 17Nov64/      ORIG REF: 001/      OTH REF: 001

Card 3/3 *of*

ACC NR: AF6019044

(N)

SOURCE CODE: UR/0073/66/011/002/0252/0255

AUTHOR: Vdovenko, V. M.; Romanov, G. A.; Sacherbakov, V. A.

ORG: none

TITLE: Uranium (IV) fluoride complexes in solutions of aluminum salts

SOURCE: Zhurnal neorganicheskoy khimii, v. 11, no. 2, 1966, 252-255

TOPIC TAGS: uranium compound, fluorine compound, aluminum compound, spectrophotometric analysis, proton resonance, stability constant

ABSTRACT: The behavior of U(IV) fluoride complex compounds in aqueous solutions of Al salts was studied by the spectrophotometric and proton resonance methods. Initial solutions of tetravalent U were obtained electrochemically by reduction of U(VI) in 1 N HClO<sub>4</sub>. Two series of solutions were prepared, the first set having a constant concentration of 0.048 mole/l of U(IV) with 1 ion of U per 1 ion of F and various contents of Al(ClO<sub>4</sub>)<sub>3</sub>, and the second solutions having a constant concentration of 0.042 mole/l U(IV) with a ratio of U(IV) : F ions = 2:1 and the amount of Al(ClO<sub>4</sub>)<sub>3</sub> varying from 0 to 0.131 mole/l. The absorption spectra were taken with an SF-2M spectrometer in the 440-750 mμ region of both series of solutions and the relative time of proton relaxation (T<sub>1</sub>) was measured in the second set. The absorption spectra showed that practically all of the U(IV) in the first series of solutions was in the

Card 1/2

UDC: 543.4 : 546.791.4:161



ACC NR: AP6019044

form of  $UF_3^{3+}$ . The spectrum of  $UF_3^{3+}$  changed with increased concentration of Al in solution. The  $UF_3^{3+}$  underwent decomposition with the formation of Al fluoride complexes. The degree of decomposition of the  $UF_3^{3+}$  complex depended on the ratio of stability constants of fluoride complexes of Al and U(IV). This ratio was calculated (see Table 1) from spectral data for various concentrations of Al. It is apparent from the table

N	[Al]	[U <sup>4+</sup> ]	[UF <sup>3+</sup> ]	$K_{UF_3^{3+}}/K_{AlF_4^{3-}}$	N	[Al]	[U <sup>4+</sup> ]	[UF <sup>3+</sup> ]	$K_{UF_3^{3+}}/K_{AlF_4^{3-}}$
1	0	0	0,048	—	5	0,79	0,009	0,059	469
2	0,26	0,004	0,044	650	6	1,05	0,0109	0,037	325
3	0,16	0,033	0,045	650	7	1,31	0,012	0,035	325
4	0,525	0,037	0,041	410	8	1,57	0,013	0,035	318
average									440

Table 1.

that the  $K_{UF_3^{3+}} : K_{AlF_4^{3-}}$  ratio varied within a relatively narrow range (318 to 650 with an average of 440), although the ionic power of the solutions varied considerably (from 1.5 to 11). Therefore, the  $K_{UF_3^{3+}}$  was determined as  $6 \times 10^8$  from this average ratio. This agreed satisfactorily with the literature data. The stability constant of  $UF_3^{3+}$  was determined as  $K_{UF_3^{3+}} = 7 \times 10^5$  by calculating the data on the absorption spectra of the second set of solutions. Calculations of the data obtained during proton resonance studies of the second set of solutions yielded  $K_{UF_3^{3+}} = 4 \times 10^5$ . The curve depicting the changes of  $1/\lambda_1$  (proton resonance method) during the addition of  $Al(ClO_4)_3$  substantiated the conclusions of the spectrophotometric analysis on the decomposition of the  $UF_3^{3+}$  after the addition of Al ions. Orig. art. lang: Russian

... / ORIG REP: 607/ ...

PISARENKO, G.S.; VDOVENKO, V.V.; GOGOTSI, G.A.; GRYAZNOV, B.A.; KRAVCHUK, L.V.;  
KURIAT, R.I.; TRET'YACHENKO, G.N.

System for testing materials in a high-temperature flow. *Energ.*  
i elektrotekh. prom. no.4:22-23 O-D #64.

(MIRA 18:3)

L 31115-66 EWT(1)/EWP(m)/EWT(m)/EWP(w)/EWA(N)/EWP(v)/T/EWP(t)/EWP(k)/EWA(1)/

ACC NR:

AT6008671

ETC(m)-6

(N)  
IJP(c)

JD/EM/

SOURCE CODE: UR/0000/65/000/000/0261/0268

AUTHORS: Pisaronko, G. S. (Academician AN UkrSSR) (Kiev); Tret'yachenko, G. N. (Kiev); Gorol'ski, G. A. (Kiev); Kravchuk, L. V. (Kiev); Kuriat, R. I. (Kiev); Vdovonko, V. V. (Kiev); Gryaznov, B. A. (Kiev)

87  
86  
BT1

ORG: none

TITLE: Apparatus for investigating characteristic strength of materials and structural elements in high-temperature gas streams

26

SOURCE: Vsesoyuznoye soveshchaniye po voprosam staticheskoy dinamicheskoy prochnosti materialov i konstruktsionnykh elementov pri vysokikh i nizkikh temperaturakh, 3d. Termoprochnost' materialov i konstruktsionnykh elementov (Thermal strength of materials and construction elements); materialy soveshchaniya. Kiev, Naukova dumka, 1965, 261-268

TOPIC TAGS: high temperature strength, gas flow, temperature test, test chamber, aerodynamic environment test

ABSTRACT: The details of a test apparatus for investigating the high-temperature strength of materials and parts are described. This apparatus is used to evaluate the fatigue strength of brittle and plastic structural elements (such as gas turbine blades), the thermal shock characteristics of various materials, their thermal

Card 1/2

L 31115-66

ACC NR: AT6008671

9  
10

stability, oxidation resistance at high temperatures, etc. The apparatus consists of a gas dynamic test bed, a high-temperature flow generator (from 600 to 3000K), and an instrumentation complex for measuring and recording the flow temperature and other parameters. The gas flow can attain velocities up to Mach 1.5 at a flow rate of 1.7 kg/sec, and pressures of 80 newtons/cm<sup>2</sup>. The air stream is heated successively in three combustion chambers and pumped through a blow-through chamber. Three types of blow-through chambers are used as test sections: one for a continuous test run, another for a controlled duration test run, and a third type for instantaneous exposure and removal of the model. The instrumentation consists of thermocouples, automatic recording potentiometers, calorimeters, pyrometers, oscillograms, and flow meters. The apparatus also contains a device for controlling the mixture of the test gas. Orig. art. has: 4 figures.

SUB CODE: 20,13/ SUBM DATE: 19Aug65

Card 2/2

90

ALEKSEYEVA, G.K.; YEGOROVA, G.D.; MINAYEVA, Ye.V.; SVIRKINA-  
DEMINA, G.G.; NOVIK-ZOLOTOVA, L.N.; SPISHNOV, P.A.,  
titul'nyy red.; NOVITSKIY, L.M., nauchn. red.;  
VDOVENKO, Z.I., red.; GOL'BERG, T.M., tekhn.red.

[Album of new recommended construction equipment] Al'bom  
novoi stroitel'noi tekhniki rekomenduemoi k vnedreniyu.  
Moskva, Gosstroizdat. No.7. [Sanitary equipment] Sani-  
tarno-tekhnicheskoe stroitel'stvo. 1963. 84 p.

(MIRA 16:11)

(Municipal engineering--Equipment and supplies)

(Sanitary engineering--Equipment and supplies)

S/081/63/000/004/026/051  
B149/B186

AUTHORS: Ashastin, R., Khachatryan, T., Vdovets, A., Perlov, Ye.,  
Eyring, E.

TITLE: Simultaneous production of acetylene and ethylene by thermal  
pyrolysis of gaseous gasoline

PERIODICAL: Referativnyy zhurnal. Khimiya, no. 4, 1963, 450 - 451,  
abstract 4N10 (Ayastani ardyunaberutyuny, no. 4, 1962, 56-59  
[Arm.]; Prom-st' Armenii", no. 4, 1962, 50 - 52 [Russ.] )

TEXT:  $C_2H_2$  and  $C_2H_4$  are obtained by pyrolysis of gaseous gasoline with  
b.p. 28 - 150°, in apparatus yielding 40 - 70 kg/hr raw material. Fuel gas  
( $H_2$ , natural gas etc.) undergoes combustion to  $O_2$  in a special burner in a  
water-cooled chamber. The gases are mixed with gasoline vapors in a mixer  
at 2000° and passed to a reactor whose walls are protected from deposition  
of coke and carbon black by a film of water. On leaving the reactor the  
gases, containing 8 - 11%  $C_2H_2$  and 9 - 15%  $C_2H_4$  by volume are rapidly cooled  
to terminate the reaction; after final cooling in the scrubber and washing

Card 1/2

Simultaneous production of...

S/081/63/000/004/026/051  
B149/B186

free of tars the gases are channeled to the separator. Data supplied: flow sheet of apparatus, composition of gases obtained, flow-rate coefficients and economic assessment of the method. [Abstracter's note: Complete translation.]

Card 2/2

VDOVETS, F.Ye., inzh.; REVZINA, L.A., inzh.

New structures for protecting the shores of the Black Sea.  
Transp.stroi. 15 no.10:19-21 0 '65.

(MIRA 18:12)



ASHASTIN, R., kand.tekhn.nauk; KHACHATRYAN, T., inzh.; VDOVETS, A., inzh.;  
PERLOV, Ye., inzh.; EYRING, E., inzh.

Using the method of thermal pyrolysis of casinghead gasoline for  
the simultaneous production of acetylene and ethylene. Prom.Arm.  
5 no.4:50-52 Ap '62. (MIRA 15:5)

1. ArmNIIKHIMPROYEKT.  
(Armenia--Natural gas) (Acetylene) (Ethylene)

VDOVETS, P. Z. and BEREZNITSKIY, V. S.

"Dimensions and Base Diagrams of Electron Tubes," (Gabarity i tsokolevka elektronnykh lamp), "Sovetskoye radio," 1949, 23 pp of text and 35 $\frac{1}{2}$  sheets of sketches.

VDOVETS, S., inzhener.

Let us do away sooner with primitive working methods. Prof. -tekh.  
obr. 11 no.2:7-9 '54. (MLRA 7:6)

(Buriat-Mongolia--Farm mechanization) (Farm mechanization--  
Buriat-Mongolia)



HOFER, B.; AVDIN, F.; MINLAVZIC, U.; PONIZ, R.; GOSAR, P.; GRUDEN, M.; DOBIC, J.;  
VAJDA, B.; MLAKAR, F.; VIRANT, J.; VDOVIC, J.; JUREK, P.; GERLANG, I.;  
STARIC, P.; SEBIC, I.; MAGAJNA, B.; ZEBIC, N.; LEONARDIS, S.; PIRKMANER,  
E.; CAJH, H.

New books and periodicals. Elektr vest 17 no.1/2:46-56 Ja-F '64.

NOSOV, M.P.; VDOVICHENKO, A.A.

Effect of time and temperature on the spontaneous modification  
of polyamide fiber anisotropy. Izv.vys.ucheb.zav.; tekhn.tekst.  
prom. no.3:23-28 '61. (MIRA 14:7)

1. Kiyevskiy filial Vsesoyuznogo nauchno-issledovatel'skogo  
instituta iskusstvennogo volokna.  
(Textile fibers, Synthetic)

VDOVICHENKO, A.A.


Training of supervisors for wire-broadcast networks. Vest.  
sviazi 20 no.2:28-29 F '60. (MIRA 13:5)

1. Zamestitel' nachal'nika L'vovskoy direktaii radiotranslyatsion-  
nykh setey.

(Wire broadcasting)

"APPROVED FOR RELEASE: 08/31/2001

CIA-RDP86-00513R001859210016-8



APPROVED FOR RELEASE: 08/31/2001

CIA-RDP86-00513R001859210016-8"



NOSOV, M.P.; VDOVICHENKO, A.A.; PAKHOMOVA, L.N.

Effect of the conditions of the medium on spontaneous changes  
in the anisotropy of unoriented nylon fibers. *Izv.vys.ucheb.*  
*zav.; tekhn.tekst.prom. no.2:19-23 '63.* (MIRA 16:6)

1. Kiyevskiy filial Vsesoyznogo nauchno-issledovatel'skogo  
instituta iskusstvennogo volokna.  
(Nylon—Testing)

VDOVICHENKO, A.A.

Merits and shortcomings of the new AVK-1 wire broadcasting output  
commutation equipment. Vest. sviazi 21 no.7:14 JI '61.

(MIRA 16:7)

1. Zamestitel' nachal'nika L'vovskoy direksii radiotranslyatsionnoy  
seti.

(Wire broadcasting—Equipment and supplies)

VDOVICHENKO, Dmitriy Ivanovich; BACHINKIN, G.I., red.; YEPIFANOV, M.P.,  
red.; YERKHOVA, Ye.A., tekhn. red.

[The national bourgeoisie of Turkey] Natsional'naiia bur-  
zhuaziia Turtsii. Moskva, In-t mezhdunarodnykh otnoshenii,  
1962. 265 p. (MIRA 16:4)

(Turkey--Economic policy)

(Turkey--Politics and government)

MANUKYAN, A.A.; RYDVANOV, N.F.; BELOUS, T.Ya.; SVIRIDOVA, Z.P.; CHEBOTAREVA, Ye.A.; SHUMILIN, V.I.; PUDINA, K.V.; LUTSKAYA, Ye.Ye.; BRAGINA, N.M.; SANDAKOV, V.A.; MUSSO, S.; ZABLITSKAYA, A.I.; YLCHICHENKO, D.I.; MIRKINA, I.Z.; MORENO, I.; SIDOROV, V.F.; FOKLYARSKIY, B.I.; GRECHIKHIN, A.A.; KOSOVA, V.A.; KULIKOV, N.I.; ZHDANOVA, L.P.; ROZENTAL', Ye.I.; PETRANOVICH, I.M.

[Economic conditions of capitalist countries; survey of economic trends in 1961 and the beginning of 1962] Ekonomicheskoe polozhenie kapitalisticheskikh stran; kon'iunktturnyi obzor za 1961 g. i nachalo 1962. g. Moskva, Izd-vo "Pravda," 1962. 157 p.

(MIRA 16:9)

1. Sotrudniki kon'iunktturnogo sektora Instituta mirovoy ekonomiki i mezhdunarodnykh otnosheniy AN SSSR.  
(Economic history)

*Vdovichenko, G.G.*

3-58-4-3/34

AUTHORS: Vdovichenko, G.G., and Voytko, V.I., Candidates of Philosophical Science

TITLE: Educate Students in the Spirit of Atheism (Vospityvat' studentov v dukhe ateizma)

PERIODICAL: Vestnik Vysshey Shkoly, 1958, # 4, pp 10-13 (USSR)

ABSTRACT: A course in the "Fundamentals of Atheism", introduced this year at Ukrainian schools, will include 24 lecture hours at the humanitarian and medical vuzes, and 14 hours at other vuzes. It includes the following 9 themes: The Contrast Between Science and Religion; The Science of Religion's Origin; The Origin and Social Principles of Christianity; The Reactionary Nature of Catholicism; The Criticism of the Ideology of Orthodoxy; Religious Sectarianism and its Reactionary Role; Judaism, Buddhism, Islam; The Attitude of the Communist Party and Soviet State Towards Religion and Church; Forms and Methods of Scientific-Atheistic Propaganda.

AVAILABLE: Library of Congress

Card 1/1

LEVIT, Z.: V.DOVICHENKO, K.

Measuring labor productivity in instrument manufacturing  
Biul. nauch. inform.; trud i zar. plata 3 no. 1:3-10 '60.  
(MIRA 13:6)  
(Instrument industry--Labor productivity)

ACC NR: AT6033314 (N) SOURCE CODE: UR/0000/66/000/000/0105/0108

AUTHOR: Vdovichenko, L. A. (L'vov); Cherkashin, O. F. (L'vov)

ORG: none

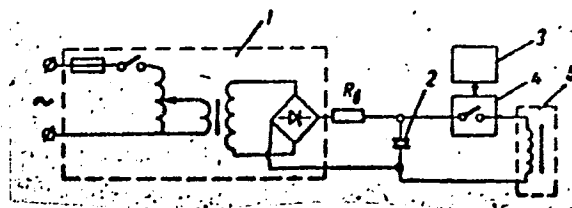
TITLE: Electrodynamic generator for hydroacoustic pulses

SOURCE: AN UkrSSR. Voprosy prikladnoy akustiki i vibratsionnoy tekhniki (Principles of applied acoustics and vibration technology), Kiev, Naukova dumka, 1966, 105-108

TOPIC TAGS: acoustic signal, pulse generator, electroacoustics, acoustic equipment, sound transmitter, hydraulic device

ABSTRACT: The generator described (Fig. 1) offers much better stability of pulse sequences than can be obtained from the explosive or spark methods. Compared with

Fig. 1. Diagram of generator. 1 - Power supply, 2 - capacitor bank, 3 - switching unit, 4 - power contactor, 5 - sealed coil, 5 - aluminum membrane.



magnetostriction radiators, it is simpler in construction, more reliable, and can be more readily adapted for the generation of large power. The operation is

Card 1/2

ACC NR: AT6033314

based on discharging a large capacitor through a coil which is inductively coupled to a nonmagnetic electrically conducting membrane. The hydroacoustic pulse is produced as a result of interaction between the current and the coil and the eddy currents in the membrane. The article is devoted to the analysis of the equivalent circuit and the transients in such a generator, a determination of the critical mode when the interaction between the membrane and the coil is maximal, and plots of the membrane displacement against the applied voltage and against the gap between the coil and the membrane. The results show that to increase the interaction it is necessary to increase to maximum the coupling between the coil and the membrane, but the use of a magnetic core to improve the coupling is not advantageous. Orig. art. has: 3 figures and 13 formulas.

SUB CODE: 09/20/ SUBM DATE: 19May66/ ORIG REF: 001/ OTH REF: 002

Card 2/2



medium containing glucose, but a marked effect when succinate was present in the medium. The direction and intensity of the effect varied with the acetylcholine

L 60276-65

ACCESSION NR: AP5017213

ration about 1000... consumption...  
...  
...

ASSOCIATION: Institut fiziologii im. D. P. Bovdui, Akademii nauk SSSR (Institute  
of Physiology, Academy of Sciences, etc.)

NO REF SOV: 004

INREP: 011

Card 2/2

VDOVICHENKO, L.M.

Effect of acetylcholine on the swelling and respiration  
of the liver mitochondria. *Sitologia* 7 no.6:756-759  
N-D '65. (MIRA 19:1)

1. Laboratoriya funktsional'noy neyrokhimii Instituta  
fiziologii AN SSSR, Leningrad. Submitted February 26, 1965.

VDOVICHENKO, L.M.

VDOVICHENKO, L. M., SHENSTINA, YE. A., PARSHEV, A. N., GORYUNOVA, T. A. (USSR)

"The Site of Carnosine Synthesis in the Body."

Report presented at the 5th International Biochemistry Congress,  
Moscow, 10-16 August 1961

VDOVICHENKO, L.M.; DEMIN, N.N.

Acetylcholine and respiration of mitochondria in brain cells. Dokl.  
AN SSSR 162 no.6:1434-1436 Je '65. (MIRA 18:7)

1. Institut fiziologii im. I.P.Pavlova AN SSSR. Submitted August 26,  
1964.

TUPIKOVA, Z.N.; VDOVICHENKO, L.M.; SALTYKOVA, T.P.

Carbohydrate metabolism during medication sleep and waking. Nerv.  
sist. no.1:33-43 '60. (MIRA 13:9)

1. Kafedra biokhimii, Leningradskiy ordena Lenina gosudarstvennyy  
universitet im. A.A. Zhdanova.  
(CARBOHYDRATE METABOLISM) (SLEEP)

R. J. J. J.; GORDEYEV, P. A.; SHEPSTEV, Ye. S.; VDVICHENKO, I. S.

Carnosine formation in the liver and muscles of the frog.  
Dokl. Akad. Nauk SSSR 141 no. 1: 233-235 N 161. (MED 14:11)

1. Inst. ekologiya i meditsiny Akad. Nauk SSSR,  
2. Kavkazskiy nauchnyy tsentr Vsesoyuznogo nauchnogo  
(CARNOSINE)  
(LIVER)  
(MUSCLE)

POCHINOK, V.Ya.; VDOVICHENKO, L.P.

Synthesis of thiourethanes and rhodanides in the benzothiazole series. Ukr.khim.zhur. 19 no.1:61-64 '53. (MLRA 7:4)

1. Kiyevskiy gosudarstvennyy universitet im. T.G.Shevchenko, kafedra organicheskoy khimii. (Urethanes) (Thiocyanates)



VDOVICHENKO, N.Kh.; DMITRASHKO, I.I., kand. tekhn. nauk; ZHELUDKOV ,  
A.P.; ZLOMANOV, L.P.; KALPIN, G.Z.; NIZHNIY, N.I.; NIKITINA,  
M.V.; ROMANENKO, I.N.; BUDARINA, V., red.; USTINOV, M., red.;  
KIRSANOVA, I., mladshiy red.; NOGINA, N., tekhn. red.

[Agricultural wages in the U.S.S.R.] Oplata truda v sel'skom  
khoziaistve SSSR. [By] Vdovichenko, N.Kh. i dr. Moskva,  
Sotsekgiz, 1962. 147 p. (MIRA 15:6)  
(Agricultural wages)

ACCESSION NR: AP4043650

S/0056/64/047/002/0715/0719

AUTHOR: Vdovichenko, N. V.

TITLE: Calculation of the partition function of a plane dipole lattice

SOURCE: Zh. eksper. i teor. fiz., v. 47, no. 2, 1964, 715-719

TOPIC TAGS: statistical function, partition function, lattice constant, statistical mechanics, dipole lattice

ABSTRACT: The Onsager solution (Phys. Rev. v. 65, 117, 1944) of the problem of the partition function of the two-dimensional Ising model is calculated by a method which is close to that used by Kac and Ward (Phys. Rev. v. 88, 1332, 1952). The calculation constitutes essentially a direct summation and avoids as far as possible the use of concepts not contained in the formulation of the problem. In particular, no artificial "one-dimensional" denumeration of the

Card 1/2

ACCESSION NR: AP4043650

lattice point is required. The calculation shows the way in which the summation over loops of a special type, which occur in partition-function sums, reduces in this case to a summation over all possible loops. The summation over all loops is further reduced to a random-work problem and is easily calculated. "In conclusion I thank V. Ya. Faynberg for guidance, G. V. Ryazanov and Yu. B. Rumer for useful criticism and advice, and T. N. Khazanovich for many valuable remarks." Orig. art. has: 8 formulas and 2 figures.

ASSOCIATION: Institut khimicheskoy fiziki Akademii nauk SSSR  
(Institute of Chemical Physics, Academy of Sciences SSSR)

SUBMITTED: 04Mar64

ENCL: 00

SUB CODE: MA, 88

NR REF SOV: 001

OTHER: 007

Card 2/2

1970

SOURCE: Zhurnal eksperimental'noy i teoreticheskoy fiziki, 1970, vol. 1, no. 3, p. 526-530

Keywords: crystal lattice, layer model, spontaneous magnetization, magnetic moment, correlation function, partition function

A new method of calculating the spontaneous magnetization is proposed. The method is based on the use of the correlation function of the spin variables.

The magnetic moment is expressed in terms of the correlation function of the spin variables.

Card 1/1

is transformed into

is transformed into

is transformed into

is transformed into

is transformed into

is transformed into

is transformed into

VDOVICHENKO, N.V.

Spontaneous magnetization of a plane dipole lattice. Zhur.  
eksp. i teor. fiz. 48 no.2:526-530 F '65. (MIRA 18:11)

VDOVICHENKO, N.V.

Calculation of the statistical sum for a plane dipole lattice. Zhur.  
eksp. i teor. fiz. 47 no.2:715-719 Ag '64. (MIRA 17:10)

I. Institut khimicheskoy fiziki AN SSSR.

SOV/112-57-6-13243

Translation from: Referativnyy zhurnal. Elektrotehnika, 1957, Nr 6, p 231 (USSR)

AUTHOR: Vdovichenko, P. V.

TITLE: Line Production of Paper Capacitors

(Potochnaya liniya proizvodstva bumazhnykh kondensatorov)

PERIODICAL: Obmen opytom. M-vo radiotekhn. prom-sti SSSR, 1955,  
Nr 10-11, pp 82-101

ABSTRACT: Bibliographic entry.

Card 1/1



YAKOVLEV, B.V.; ZELENSKIY, M.Ye.; VDOVICHENKO, S.G.

Book reviews and bibliography. Transp. stroi. 15 no.7:58-59 J1 '65.  
(MIRA 18:7)

1. Zaveduyushchiy kafedroy izyskaniy i proyektirovaniya zheleznykh dorog  
Dnepropetrovskogo instituta inzhenerov zheleznodorozhnogo transporta (for  
Yakovlev). 2. Glavnyy spetsialist Dneprogiprotransa (for Zelenskiy).

VDOVICHENKO, S.G., inzh.

Useful reference manual for engineering surveyors. Transp. stroi.  
14 no.4:57-58 Ap '64. (MIRA 17:9)

VDOVICHENKO, S.G.

Manual on engineering surveys for construction. Prot. stroi. 41  
no.6:p.3 of cover Je '64. (MIRA 17:9)

OSMINKIN, Yakov Mikhaylovich,; VDQVICHENKO, S.G., nauchnyy red.; VLASOVA,  
Z.V., red.; LEVOCHKINA, L.I., tekhn. red.

[Safety engineering in operating railroads in shipbuilding yards]  
Tekhnika bezopasnosti pri ekspluatatsii zheleznodorozhnogo  
transporta na sudostroitel'nykh predpriatiakh. Leningrad, Gos.  
sojuznoe izd-vo sudostroit.promyshl., 1958. 65 p. (MIRA 11:11)  
(Railroads, Industrial--Safety measures)

VDOVICHENKO, Sergey Georgiyevich; KHOST, N.Ye., red.;  
ZARITSKIY, Ya.V., red.

[Surveyor's guide] Sputnik izyskatelia. Moskva, Energiia,  
1965. 548 p. (MIRA 18:12)

VDOVICHENKO, V.

Rezervy uvelichenia prppusknoi sposobnosti odnopusnykh zheleznodorozhnykh lini.  
[Resources for increasing traffic capacity of single-track railroad lines].  
(Zhel-dor. transport, 1947, no. 3, p. 67-71).

"A good article discussing breaking point for switch-over, and capacity during switch-over. Also construction cost.."

DLC@ HE7Z5

SO: Soviet Transportation and Communications, A Bibliography, Library of Congress Reference Department, Washington, 1952, Unclassified.

VDOVICHENKO, V.T.

Apparatus for the automatic transfer of gas from the burette to the  
absorption pipette of the gas analyzer. Zav.lab. 22 no.5:609-610  
'56. (MLRA 9:8)

1. Institut ispol'zovaniya gaza Akademii nauk USSR.  
(Chemical apparatus) (Gases--Analysis)

VDOVICHENKO, V., inzh.-mayor puti i stroitel'stva.

Potentialities for an increase of the capacity of single-track  
railroads. Zhel. dor. transp. no.3:67-71 '47. (MIRA 13:2)  
(Railroads--Traffic)



VDOVICHENKO, Vladimir Nikolayevich,; NESTEROV, Ye.P., red.;BOBROVA,  
Ye. N., tekhn. red.

[Traffic capacity of railroad lines and ways of increasing it]  
Propusknaia sposobnost' zheleznodorozhnykh linii i sposoby ee  
usileniia. Moskva, Gos. transp. zhel-der. izd-vo, 1958. 157 p.  
(MIRA 11:11)

(Railroads--Traffic)

VDOVICHENKO, V.N., inzhener.

Improving calculation methods for receiving and departure yards of  
section stations. Zhel. dor.transp.37 no.4:51-54 Ap '56.(MLRA 9:7)  
(Railroads--Stations)

VDOVICHENKO, V. N.

N/5  
755.23  
.V3

Vdovichenko, Vladimir Nikolayevich

Propusknaya Sposobnost' Zheleznodorozhnykh  
Liniy I Sposoby Yeye Usileniya

The Capacity of the Railway Line and its System of Reinforcement

Moskva, Transzheldorizdat, 1958

157 p. Diagr., Graphs, Tables

VDOVICHENKO, V. N. (Ing.)

"Srosoby Usileniya Propusknoi Sposopnosti Odnoputnykh Zheleznnykh Dorog,"  
(Methods of Increasing the Passing Capacity of Single Gauge Railways), 95 p.,  
State Railway Transportation Publ., Moscow 1951.

ACC NR: AP6029016

SOURCE CODE: UR/0413/66/000/014/0021/0021

INVENTOR: Khaskin, I. G.; Kondratenko, V. I.; Vdovichenko, V. T.

ORG: none

TITLE: Preparation of  $\alpha$ -cyanoisopropyl-N-aryl carbamates. Class 12, No. 183733.

SOURCE: Izobret prom obraz tov zn, no. 14, 1966, 21

TOPIC TAGS: dyanoisopropyl aryl carbamate preparation, cyanoisopropyl aryl chloroformate, primary amine, tertiary amine, organic cyanate compound, amine, carbon compound

ABSTRACT: In the proposed method for the preparation of the title compounds, an  $\alpha$ -cyanoisopropyl chloroformate is treated with an amine at -10 to 40°C in an inert solvent (toluene or ethyl ether) and the final product is isolated by a known method. To increase the reaction rate and to bind the HCl formed, an excess of the initial amine or a tertiary amine over stoichiometric proportions is used. [WA-50; CBE No. 11]

SUB CODE: 07/ SUBM DATE: 05Jun65/

Card 1/1.

UDC: 547.495.1.07

ACC NR: AP6029016

SOURCE CODE: UR/0413/66/000/014/0021/0021

INVENTOR: Khaskin, I. G.; Kondratenko, V. I.; Vdovichenko, V. T.

ORG: none

TITLE: Preparation of  $\alpha$ -cyanoisopropyl-N-aryl carbamates. Class 12, No. 183733.

SOURCE: Izobret prom obraz tov zn, no. 14, 1966, 21

TOPIC TAGS: dyanoisopropyl aryl carbamate preparation, cyanoisopropyl aryl chloroformate, primary amine, tertiary amine, organic cyanate compound, amine, carbon compound

ABSTRACT: In the proposed method for the preparation of the title compounds, an  $\alpha$ -cyanoisopropyl chloroformate is treated with an amine at -10 to 40°C in an inert solvent (toluene or ethyl ether) and the final product is isolated by a known method. To increase the reaction rate and to bind the HCl formed, an excess of the initial amine or a tertiary amine over stoichiometric proportions is used. [WA-50; CBE No. 11]

SUB CODE: 07/ SUBM DATE: 05Jun65/

Card 1/1.

UDC: 547.495.1.07

MATYAKH, F.A.; VDOVICHENKO, V.T.; TSYBUL'SKAYA, Z.I.

Calculating the stages of the thermal chlorination of  
methane on the basis of change of the isobaric-isoentropic  
potential of the process. Khim. prom. no.4:250-254 Ap '63.  
(MIRA 16:8)


MATYAKH, F.P.; VDOVICHENKO, V.T. [Vdovychenko, V.T.]; ISAYENKO, O.F.  
[Isaienko, O.F.]

Calculating the multiplicity factor of the recirculation of the  
products of reaction in the deep thermal chlorination of methane.  
Khim. prom. [Ukr.] no.1254-60 Ja-Mr:63 (MIRA 17:7)



"APPROVED FOR RELEASE: 08/31/2001

CIA-RDP86-00513R001859210016-8



APPROVED FOR RELEASE: 08/31/2001

CIA-RDP86-00513R001859210016-8"

*Handwritten scribbles*

PHASE I BOOK EXPLOITATION SOV/3538

Vdovychenko, Vasiliy Terent'yevich, Candidate of Technical Sciences

Syrovynna baza rozvytku khimichnoyi promyslovosti na Ukrayini (Raw Material Sources for Development of the Chemical Industry in the Ukraine) Kyiv, 1959. 46 p.  
(Series: Tovarystvo dlya poshyrennya politychnykh i naukovykh znan' Ukrayins'koyi RSR. Ser. 5, No. 19) 24,200 copies printed.

Chief Ed.: P.S. Makovets'kiy, Candidate of Technical Sciences;  
Ed.: V.V. Kovalevs'kiy.

**PURPOSE:** The book is intended for students studying the economic geography of the Ukraine, particularly for those interested in the development of the chemical industry.

**COVERAGE:** This is a popular exposition on basic raw materials of the chemical industry. Processing of coal, natural gas, petroleum, wood, etc. for obtaining chemical products is briefly sketched. Sources and deposits of those raw materials in the Ukraine are indicated. There are no references given.

Card 1/3

Raw Material Sources (Cont.)

SOV/3538

TABLE OF CONTENTS:

Wonder Materials	3
Black Gold	6
Natural Gas as a Chemical Raw Material	13
Thermal Decomposition of Natural Gas	20
Conversion of Methane	23
Oxidation of Methane	26
Acetylene from Natural Gas	27
Chloroform and other Derivatives from Methane and Chlorine	29
Other Methods of Chemical Utilization of Natural Gas	31
Ethane as Raw Material for Production of Ethyl Alcohol and Plastics	33

Card 2/3

Raw Material Sources (Cont.)

SOV/3538

Petroleum and Petroleum Products are Also Chemical Raw Material 35

Wood, Reed, and Waste Farm Products are Also Chemical Raw Material 40

That's What Mineral Salts are ! 43

AVAILABLE: Library of Congress

Card 3/3

TM/mas  
5-13-60

VDOVICHENKO, V.T.; CALENKO, N.P.; SARISHVILI.

Investigating methane chlorination in melts of chloride salts of metals.  
Ukr, khim. zhur. 23 no.1:110-116 '57. (MIRA 10:6)

1. Institut ispol'zovaniya gasa Akademii nauk USSR.  
(Methane) (Chlorination)


VDOVICHENKO, V.T.

Decomposition heat of heavy liquid fuels at high temperatures.  
Gas. prom. no. 6:11-13 Jo '57. (MIRA 10:7)  
(Liquid fuels) (Heat of decomposition)

VDVICHENKO, V. T., Master Tech Sci —(USSR) "Investigation of the gasification  
of furnace oil and peat resin with a view to developing fuel gas." Moscow, 1957,  
15 pp. (AS USSR. List of Oil), 100 copies. (AL, N. 40, 1957, p.92)



VICTORIANO, U.S.



**"APPROVED FOR RELEASE: 08/31/2001**

**CIA-RDP86-00513R001859210016-8**

**APPROVED FOR RELEASE: 08/31/2001**

**CIA-RDP86-00513R001859210016-8"**

VDOVICHENKO, V. T., GALENKO, N. P.

Producing chlorine derivatives of methane by the oxidative  
chlorination of natural gas. Gas.prom. 5 no.4:37-41 Ap '60.  
(MIRA 13:8)

(Gas, Natural) (Chlorination) (Methane)