

2.2

19750422

AA0040746



1/2 016 UNCLASSIFIED PROCESSING DATE--20NOV70
TITLE--SIMPLIFIED METHOD FOR DETERMINING THE SENSITIVITY OF THE
FRACTIONATING COLUMN ZONE TO REGULATION +U-
AUTHOR-(U3)-MIKHNO, S.I., KOPEV, G.P., ZYKOV, D.D.

COUNTRY OF INFO--USSR

SOURCE--KOKS KHIM. 1970. (5), 42-5

DATE PUBLISHED-----70

SUBJECT AREAS--CHEMISTRY, MECH., IND., CIVIL AND MARINE ENGR

TOPIC TAGS--AUTOMATIC CONTROL, AUTOMATIC CHEMICAL PROCESS CONTROL,
FRACTIONATION, BENZENE, CARBON DISULFIDE, TOLUENE

CONTROL MARKING--NO RESTRICTIONS

DOCUMENT CLASS--UNCLASSIFIED
PROXY REEL/FRA--3005/0101

STEP NO--UR/0060/70/000/005/0042/0045

CIRC ACCESSION NO--AP0132394

UNCLASSIFIED

2/2 016

UNCLASSIFIED

PROCESSING DATE--20NOV70

CIRC ACCESSION NO--AP0132394

ABSTRACT/EXTRACT--(U) GP-0- ABSTRACT. FOR MIXTS. IN WHICH 2 COMPONENTS
 PREDOMINATED, TEMP. RANGES CORRESPONDING TO ZONES OF MAX. SENSITIVITY TO
 AUTOMATIC CONTROL IN FRACTIONATING COLUMNS WERE DETD. FROM MAX. IN PLOTS
 OF CONC. DIFFERENCES Δ EQUALS Y MINUS X OF THE LOW BOILING
 COMPONENT IN THE VAPOR AND LIQ. PHASES AGAINST TEMP. T . THESE ZONES
 (FOR MIXTS. CNTG. MAINLY CS SUB2, C SUB6 H SUB6, C SUB6 H SUB6, PHHE, AND
 PMNE, ME SUB2 C SUB6 H SUB4) WERE BROADER THAN THOSE CALCD. IT EQUALS
 54.5-71.5 DEGREES, 88-103 DEGREES, AND 118-32 DEGREES, X EQUALS 0.65-0.17,
 0.66-0.18, AND 0.67-0.19). THE CALCD. RANGES FOR THE MOST SENSITIVE
 PLATE WERE T EQUALS 60-4 DEGREES, 93-7 DEGREES, AND 123-7 DEGREES, AND X
 EQUALS 0.48-0.36, 0.47-0.34, AND 0.48-0.34. FACILITY:
 BAGLEISKII KOKSOKHIM. ZAVOD, USSR.

UNCLASSIFIED

Acc. Nr.

AP0041857

Abstracting Service:

CHEMICAL ABST.

Ref. Code

4P 0366

89923k Configuration inversion of meso-dibenzylaminosuccinic acid. Mikhno, S. D.; Kulachkina, N. S.; Heretovskii, V. M. (Vses. Nauch.-Issled. Vitam. Inst., Moscow, U.S.S.R). Zh. Org. Khim. 1970, 6(1), 81-4 (Russ). The reaction of ClCO₂Et with mesodibenzylaminosuccinic acid (I) in the presence of Na₂CO₃ at -5° gave 5.5:1 mixt. of DL-N-carbethoxydibenzylaminosuccinic acid (II) and bis(N-carbethoxybenzylaminosuccinic acid (III). The reaction of SOCl₂ with II gave II anhydride (IV) which was converted by heating at 200° into *trans*-4,5-dicarboxy-*N,N'*-dibenzyl-2-imidazolidinone anhydride (V). Heating II or III at 200° also gave V. The hydrolysis of IV gave II. Thus, the inversion of configuration occurs during the reaction of I with ClCO₂Et. The resolution of II with L-(+)-threo-1-(*p*-nitrophenyl)-2-amino-1,3-propanediol sulfate gave (+)-threo-II analog acid (-)-threo-II analog. The configuration of V was shown by comparison with the known *cis*-V isomer (U.S. 2,489,232, 1951). Heating V gave *trans*-4,5-dicarboxy-*N,N'*-dibenzyl-2-imidazolidinone monobenzamide.

CPJR 2

REEL/FRAME

19751738

Pesticides

UDC 632.95

USSR

BYSTROVA, YE. I., and MIKHNO, T. G.

"Effect of Isopropyl-1 Phenylcarbamate, Isopropyl N-(3-Chlorophenyl)carbamate and Chloroacylate on the Growth of Seeds and the Isolated Organ of Seeds of Wheat"

V sb. Khim. sredstva zashchity rast. (Chemical Agents for Plant Protection -- collection of works), vyp. 1, Moscow, 1970, pp 247-252 (from RZh-Khimiya, No 11, Jun 72, Abstract No 11N449)

Translation: The authors determine the relative sensitivity to isopropyl phenylcarbamate, isopropyl N-(3-chlorophenyl)carbamate and "chloroacylate" (0-butyryl-N-carboisopropoxy-N-chlorophenyl-hydroxylamine) of wheat seed, isolated wheat germ, isolated upper buds ("isolated sprouts"), the isolated zone of rudimentary roots of the germ ("isolated first-stage roots"), and root tips of three-day seedlings ("isolated second-stage roots"). The sequences in which the seeds and their isolated organs are arranged with respect to sensitivity to the three herbicides were experimentally determined. In the experiments with isolated sprouts, the least sensitive to all three herbicides were the buds, and the most sensitive were germs. Seeds occupied an intermediate position with respect to sensitivity in experiments with isopropyl phenylcarbamate, but were as sensitive as the sprouts to isopropyl N-(3-
1/2

USSR

BYSTROVA, YE. I., and KUMHO, T. G., V sb. Khim. sredstva zashchity rast.,
Vyp 1, Moscow, 1970, pp 247-252

chlorophenyl)carbamate and "chlorocyclate." Root parts and seeds followed
this arrangement of increasing sensitivity to the carbamate: wheat germ >
isolated second-stage roots > seeds > isolated first-stage roots. The
order was different in experiments with "chlorocyclate": isolated
second-stage roots > wheat germ > isolated first-stage roots > seeds.

2,2

Analytical Chemistry

MUKHO, V. V., and LEVITS'KA, G. K., Zaporozh'ye Medical Institute, Zaporozh'ye

"PAPER Electrophoresis for the Determination of Galantamine and Securinine in Forensic Chemical Investigations"

Kiev, Farmatsevtichnyi Zhurnal, Vol 26, No 6, Nov-dec 71, pp 26-31

Abstract: Procedures were developed for the quantitative determination by paper electrophoresis of galantamine and securinine in solutions of the hydrobromide and nitrate, respectively, and solutions obtained by extracting with oxalic acid biological material treated with solutions of these alkaloids. The optimum conditions for electrophoresis were use of 2M formic acid as an electrolyte, pH 2, a potential of 300 V, and a current strength of 0.64-0.72 mA per 1 cm of the paper strip. Dragendorff's reagent was used for identifying the alkaloids on the electrophoretogram. Because the length of the path of the alkaloids differed, it would be possible to determine both of them in a mixture of the two. On elution of the alkaloids from the electrophoretogram with 0.1 N HCl, their content was determined spectrophotometrically. The absorption maximum was a 289 and 256 nm for galantamine and securinine, respectively, Beer's law applied at 10-100 gamma/ml for galantamine and 0.2-20 gamma/ml for securinine.

1/1

1/2 027 UNCLASSIFIED PROCESSING DATE--27NOV71
TITLE--DISTRIBUTION OF GALANTHAMINE AND SECURININE IN THE ORGANS OF
POISONED ANIMALS -U-
AUTHOR--(02)-MIKHNO, V.V., KRAMARENKO, V.F. *M*
COUNTRY OF INFO--USSR
SOURCE--FARM. ZH. (KIEV) 1970, 25(1), 68-71
DATE PUBLISHED-----70
SUBJECT AREAS--BIOLOGICAL AND MEDICAL SCIENCES
TOPIC TAGS--DOG, ALKALOID, TOXICOLOGY, LIVER, KIDNEY, STOMACH, POISON
CONTROL MARKING--NO RESTRICTIONS
DOCUMENT CLASS--UNCLASSIFIED
PROXY REEL/FRAME--3007/0143 STEP NO--UR/0491/70/025/001/0068/0071
CIRC ACCESSION NO--AP0135640
UNCLASSIFIED

2/2 027

UNCLASSIFIED

PROCESSING DATE--27NOV70

CIRC ACCESSION NO--AP0135640

ABSTRACT/EXTRACT--(U) GP-0- ABSTRACT. TWO GROUPS OF 4 DOGS EACH WERE POISONED WITH 100 MG-KG BODY WT. OF GALANTHAMINE (I) HBR AND SECURININE (II) NITRATE. DOGS DIED 1.5-2 HR AFTER ADMINISTRATION OF THE ALKALOIDS. THE DISTRIBUTION OF I AND II WAS THEN EXAMD. IN THE INTERNAL ORGANS, BLOOD, EXCREMENTS, AND VOMITED MASS. THE ALKALOIDS WERE EXTD. WITH A H SUB2 SO SUB4 SOLN. OF PH 2.5 AND DETD. BY KNOWN PROCEDURES. THE HIGHEST LEVEL OF BOTH ALKALOIDS WAS DETECTED IN VOMITED MASS AND URINE. SMALLER AMTS. OCCURRED IN STOMACH, INTESTINE, LIVER, KIDNEYS, BRAIN, HEART, AND LUNGS. UNLIKE II, I WAS ALSO DETECTED IN BLOOD. IT IS CONCLUDED THAT FOR TOXICOL. EXAMN. THE MOST SUITABLE OBJECTS ARE VOMITED MASS, STOMACH WITH ITS CONTENTS, LIVER, KIDNEYS, AND URINARY BLADDER WITH UREA.

FACILITY: LVOV MED. INST., LVOV, USSR.

UNCLASSIFIED

Lasers & Masers

2

USSR

UDC: 621.378.385

BALTAKOV, F. N., BARIKHIN, B. A., KORNILOV, V. G., MIKHINOV, S. A.,
RUBINOV, A. N., and SUKHANOV, L. V.

"Pulse Laser Using 6Zn Rhodamine Solution in Ethyl Alcohol with a
Radiation Energy of 110 Joules"

Leningrad, Zhurnal Tekhnicheskoy Fiziki, vol. 42, No 7, 1972,
pp 1459-1461

Abstract: The laser described in this paper is pumped by a special lamp and uses a reflector space filled with MgO powder. Length of the ring-shaped discharge space is 45 cm, with a gap of 1 cm, and the space is filled with xenon at a pressure of 10 torr. A cross section of the laser as well as a cross section of the vessel serving as the inner wall of the laser are shown in diagram form. A filter of NaCOOCH_3 was used to absorb ultraviolet light shorter than 230 nm and thus weaken the tendency to decay of the 6Zn rhodamine solution under light, with resultant increase in radiational energy. Curves are plotted for the current and voltage of the pumping pulse and the oscillation pulse as functions of time. The brightness temperature of the discharge was computed at about $20,000^\circ \text{K}$. The wavelength of the radiation generated was 590 nm and the width of the oscillation line 20 nm. The authors are associated with the Physics Institute of the Belorussian Academy of Sciences at Minsk.

111

UDC 621.378.325

USSR

GORCHAROV, V.K., MIN'KO, L.YA., ~~MIKHNOV, S.A.~~ STRIZHEV, V.S.

"Peculiarities Of The Effect Of Emission Of Rhodamine Laser On Absorbing Materials"

Kvantovaya elektronika, Moscow, No 5, May 71, pp 112-116

Abstract: A study is conducted of the damaging action on absorbent materials of emission generated by a laser based on a standard solution of Rhodamine-6 Zh. Generation excitation was accomplished by two series-connected IPP-2000 lamps located in a magnesium oxide cylindrical illuminator. A battery of IM-50-3 capacitors with a capacitance of 36 microfarad at a voltage of ~ 10 kv was used for energy storage. The duration of the pumping pulses was 120 microsec (at a 0.1 level). An energy output of 12 joule with a generation duration of ~ 55 microsec was assured. The maximum flux density of the emission amounted to $3 \cdot 10^6$ watt/cm². As a result of the action a quasi-stationary ultrasonic plasma jet is formed with a relatively large angle of emergence. In it a stationary shock wave is formed, the configuration of which is determined by the geometry of the jet's emergence and has a dome-shaped form. With the aid of high-speed spectral filming it is established that excitation of the spectrum primarily takes place in the stationary shock wave. A discontinuous

1/2

USSR

GORCHAROV, V. K., et al., Kvantovaya elektronika, Moscow, No 5, May 71, pp 112-116

structure of the plasma jets is displayed, probably resulting from the explosion-formed (volumetric) character of vaporization. The recurrence frequency of the individual microbunches during laser action on lead (or tin-lead solder) amounts to ~ 1 MHz (the flux density of the emission is $\sim 3 \cdot 10^9$ watt/cm²). The exhaust velocity of the plasma jet was measured. Pressure in the zone of action is evaluated. Some peculiarities of the action on the absorbing material are studied. Received by editors, 20 Apr 71. 2 fig. 13 ref.

2/2

-- G/ --

USSR

UDC 621.375.8

BUSHAK, B. A., MIKHNOV, S. A., RUBINOV, A. N.

"Frequency-Tunable Dye Laser with Double Light Pulse Pumping"
(Brief Communication)

Minsk, Zhurnal Prikladnoy Spektroskopii (Journal of Applied Spectroscopy), Vol 15, No 4, Oct 71, pp-732-734

Abstract: The laser studied had a rhodamine solution in a double walled quartz tube. The diameters of the vessel were 3 and 19 mm. An aqueous solution of sodium nitrite was pumped through the outer tube to serve as a coolant and to filter out the ultraviolet from the pumping light. During operation, the filter protected the active solution, which was pumped through the inner tube at the rate of 4 m/sec. The electrical circuit is shown in a figure. The first pulse ignites the lamps, and the second, shifted by 40 to 90 microsec, triggers the discharge from a capacitor bank.

A Fabry-Perot interferometer in the resonator or a diffraction grating in place of one of the mirrors narrows the emission band and can be used to tune the output frequency. Turning the interferometer varies the output smoothly from 599 to 579 nm for any $l/2$

USSR

BUSHAK, B. A. et al, Zhurnal Prikladnoy Spektroskopii, Vol 15,
No 4, Oct 71, pp 732-734

pulse repetition frequency up to 30 Hertz, the upper limit of
the experimental circuitry.

Experiments at 10 to 15 Hertz showed that beam divergence does
not exceed 2×10^{-3} rad. The interferometer has no effect when
tuned to the peak emission, but tuning to one side or the other
increases the generation threshold and decreases the divergence
of the beam.

Orig. art. has 3 figs. and 2 refs.

2/2

- 118 -

USSR

UDC 621.391.82:621.317.743

MIKHNOVICH, B. P. M

"Correction Device in a Measuring Circuit When Measuring Periodic Magnetic Fields of Nonsinusoidal Shape by Induction Sensors"

Sb. nauchn. tr. Uralskiy elektromekhan. in-t inzh. zh.-d. transp. (Collection of Scientific Works. Urals Electromechanical Institute of Railroad Transportation Engineers), 1970, vyp. 27, pp 91-97 (from RZh-Radiotekhnika, No 9, Sep 70, Abstract No 9A105)

Translation: This article contains a detailed calculation of a correction device introduced into an induction sensor measuring circuit used in determining the intensity of the magnetic fields of transformers, reactors and other alternating current devices creating noise in the surrounding area. The basis for the calculations is the necessity of exact correction of the first and third harmonics having the greatest effect on the sensor and approximate correction (with a defined approximation accuracy) for other harmonics. Experimental investigation of the correction device used to measure the odd harmonics (from the first to the 15th) gave complete correspondence with the calculations.

1/1

Hematology

UDC 615.385.1

USSR

SHULUTKO, L. S., MIKHNOVICH, Ye. P., and ANTONOVA, Ye. V., Blood Preservation Laboratory, Blood Preparation Division, Leningrad Institute of Hematology and Blood Transfusion

"Use of Gelatinol in Erythrocyte Transfusion Fluids Employed in Extracorporeal Circulation"

Moscow, Problemy Gematologii i Perelivaniya Krovi, Vol. 15, No 9, Sep 70, pp 57-59

Abstract: Changes in transfusion fluids containing a suspension of erythrocytes in gelatinol with a low calcium content were investigated after varying periods of storage and after recirculation in an ISL-2 apparatus. Among the indices studied were pH; osmotic pressure of the erythrocytes; content of labile phosphorus in ATP; content of free hemoglobin, potassium, and inorganic phosphorus in the liquid part of the medium; content of formed elements and morphological changes in the erythrocytes. According to these indices, plasma-substitute erythrocytes can be stored for 5 to 7 days without deterioration. After 48 hours' storage, the erythrocytes showed marked resistance to mechanical and other factors involved in the operation of the ISL-2.

1/1

1/2 017 UNCLASSIFIED PROCESSING DATE--04DEC70
TITLE--BICYCLIC NAPHTHENES, C SUB8-9, IN PETROLEUMS OF THE DAGADZHIK AND
GRYAZEVAYA SOPKA DEPOSITS -U-
AUTHOR-(03)-SOLODKOV, V.K., MIKHNOVSKAYA, A.A., PETROV, A.A.
COUNTRY OF INFO--USSR
SOURCE--IZV. AKAD. NAUK TURKM. SSR, SER. FIZ-TEKH., KHIM. GEOL. NAUK 1970,
(2), 99-105
DATE PUBLISHED-----70

SUBJECT AREAS--EARTH SCIENCES AND OCEANOGRAPHY, MATERIALS

TOPIC TAGS--AROMATIC NITRO COMPOUND, CHEMICAL COMPOSITION, PETROLEUM
DEPOSIT, GEOGRAPHIC LOCATION, ADSORPTION, ISOMERIZATION

CONTROL MARKING--NO RESTRICTIONS

DOCUMENT CLASS--UNCLASSIFIED
PROXY REEL/FRAE--3008/1708

STEP NO--UR/0202/70/000/002/0099/0105

CIRC ACCESSION NO--AP0130682

UNCLASSIFIED

2/2 017

UNCLASSIFIED

PROCESSING DATE--04DEC78

CIRC ACCESSION NO--AP0138682

ABSTRACT/EXTRACT--(U) GP-0- ABSTRACT. BICYCLIC C SUBB-9 NAPHTHENES
 COMPRISING 5.2 AND 16.5PERCENT OF DAGAZHIR AND GRYAZEVAYA SORKA
 PETROLEUMS WERE SEPC. FROM FRACTIONS D. 120-60DEGREES BY SUCCESSIVE
 ADSORPTION ON SILICA GEL AND THERMAL DIFFUSION. IN THE RESP.
 PETROLEUMS THE C SUBB BICYCLIC NAPHTHENES WERE: (SHOWN ON MICROFICHE),
 IN EQUIL. MIXTS. FROM ISOMERIZING BICYCLO(4.3.0)NONANE THE CONTENT OF
 METHYLBICYCLO(3.3.0), METHYLBICYCLO(3.2.1.1), AND
 METHYLBICYCLO(2.2.2)OCTANES CHANGED FROM 18.8, 60.8, AND 7.3 TO 39.1,
 38.6, AND 10.9 AS THE TEMP. WAS INCREASED FROM 35 TO 150DEGREES. AT
 150DEGREES THE CONTENT OF THE RESP. (SHOWN ON MICROFICHE). THUS, THE
 PETROLEUM BICYCLIC NAPHTHENE WERE NOT EQUIL. MIXTS. AT ANY TEMP.
 FACILITY: INST. GEOL. RAZRAB. GORYUCH. ISKOP., MOSCOW, USSR.

UNCLASSIFIED

Acc. Nr.: AM0104084

M

Ref. Code: 4A0000

Glushkov, V. M.; Barabanov, A. A.; Kalinichenko, L. A.; Mikhravskiy, S. D.;
Rabinovich, Z. L.

Computers With Developed Interpretation Systems (Vychislitel'nyye mashiny s razvitymi sistemami interpretatsii) Kiev, 1970, 258 pp (SL:2012)


TABLE OF CONTENTS:

Preface		5
Chapter I	The Concept of Internal Mathematical Security	7
II	Structural Interpretation of Developed Internal Languages	40
III	Dynamic Distribution of Memory in Digital Computers	93
IV	Design Principles of Operational Systems	142
V	Investigation of Organization of the Computing Process	183
VI	General Methods for Development of Algorithmic Structures of Computers	209
VII	Synthesis of Microprograms and Automatic Stacks	230
Bibliography		254

X

REEL/F
19870477

me
H

1/2 035 UNCLASSIFIED PROCESSING DATE--04DEC70
TITLE--KINETICS OF ELECTROLUMINESCENCE OF ALUMINUM OXIDE FILMS -U-
AUTHOR--(02)-IVANOV, V.F., MIKHO, V.V. 
COUNTRY OF INFO--USSR
SOURCE--UKR. FIZ. ZH. (RUSS. ED.) 1970, 15(4), 539-42
DATE PUBLISHED-----70

SUBJECT AREAS--CHEMISTRY
TOPIC TAGS--CHEMICAL REACTION KINETICS, ELECTROLUMINESCENCE, ALUMINUM
OXIDE, OXIDATION, ALUMINUM

CONTROL MARKING--NO RESTRICTIONS
DOCUMENT CLASS--UNCLASSIFIED
PROXY REEL/FRAE--3007/0138 STEP NO--UR/0185/70/015/004/0539/0542
CIRC ACCESSION NO--AP0135635
UNCLASSIFIED

2/2 035

UNCLASSIFIED

PROCESSING DATE--04DEC70

CIRC ACCESSION NO--AP0135635

ABSTRACT/EXTRACT--(U) GP-O- ABSTRACT. KINETICS OF QUENCHING OF LUMINESCENCE, GENERATED BY AN EXCITATION WITH PI CHARGE IMPULSES, WAS STUDIED ON AL OXIDE FILMS PREPD. BY ELECTROCHEM. OXIDN. OF AL IN AQ. OXALIC ACID SOLNS. THE RATE OF LUMINESCENCE QUENCHING DEPENDS ON EQUIL. OF EXCITATION STATE, THUS ON DISTRIBUTION OF ELEC. FIELD IN THE SAMPLE. KINETIC RESULTS AGREED WITH EXPTL. SPECTRAL DISTRIBUTION OF LUMINESCENCE AT CHANGING CONDITIONS OF EXCITATION. FACILITY: ODESS. GOSUNIV. IM. MECHNIKOVA, ODESSA, USSR.

UNCLASSIFIED

USSR

UDC 621.791:693.8:669.15-191

KASATKIN, B. S., MINYEV, E. A., MUSTYACHENKO, V. F., and MIKHONOV, L. I.,
Institute of Electric Welding imeni Ye. O. Paton, Academy of Sciences UkrSSR

"Certain Features of the Design and Manufacture of High-Strength Welded Constructions"

Kiev, Avtomaticheskaya Svarka, No 9, Sep 70, pp 32-34.

Abstract: Basic types of welded joints and assemblies for high-strength steel structures, e.g., skips for hauling coal, are considered. Sketches of welded joints and assemblies made of St 3 and 14Kh2GMR steels are shown. An analysis is made of construction mistakes, and recommendations are made to avoid their repetition. Fifteen skips manufactured from 14Kh2GMR steel are being used successfully in the Donbass mines. Skip weight has been reduced by 28 to 35%.

1/1

USSR

M
UDC 621.791.756.056:669.15-194

KASATKIN, B. S., MUSTYACHENKO, V. F., ~~NIKOLIZ~~ L. I., Electric Welding Institute
imeni Ye. O. Paton and BILGAKOV, A. S., Uralrashzavod imeni S. G. Gornostrikova

"Welding Low-Alloy, Highly Durable Steels 14Kh2GMR and 14KhMnNBR"

Kiev, Avtomaticheskaya Svarka, No 6, Jun 70, pp 39-42

Abstract: The steels referred to in the title 14Kh2GMR and 14KhMnNBR were designed for various types of welded structures: bridges, high-pressure vessels, storage tanks, hydraulic equipment, transport lifting mechanisms, trucks, railroad cars, and the like. The purpose of the article is to recommend rational choices of welding materials, welding modes, and special technical operations to guarantee that a union of the two metals will have the same durability of the basic metals and that it will be sufficiently resistant to cold. The following welding features are discussed: electrodes, flux and wire, measures for preventing crack formation and welding modes. Illustrations include a drawing showing tests for determining the tendency of welding seams to crack, a schematic of a pneumatic tenzometer for determining transverse specimen deformations, and a diagram of transverse deformations in 14Kh2GMR steel during and after welding. A table of recommended preliminary heating temperatures for the two types of steel mentioned in the title is included.

1/1

USSR

m

15

BUDAGOV, YU. A., VINOGRADOV, V. B., VOLOD'KO, A. G., ~~DZHELEPCOV, Y. P.~~ KIRILLOV-UGRYUMOV, V. G., KLADNITSKIY, V. S., KUZNETSOV, A. A., LOMAKIN, YU. F., MEL'NEKOVA, N. N., PONOSOV, A. K., FLYAGIN, V. B., SHLYAPNIKOV, P. V., MARTENSKA, G. (1), BOLDEA, V. (2), MIKHUL, A. (2), MUMUYANU, D. (2), PONTA, T. (2), FELEA, S. (2), and CHADRAA, B. (3), Joint Institute of Nuclear Research; (1) University imeni P. I. Shafarik, Koshitse, Czechoslovak SSR; (2) Institute of Atomic Physics, Bucharest, Romania; (3) Physics Institute of the Academy of Sciences Mongolian People's Republic, Ulan-Bator

"Study of the Mass Spectrum of a AK-System in π^-p -Interactions at 4 and 5.1 Gev/c"

Moscow, Pis'ma v Zhurnal Eksperimental'noy i Teoreticheskoy Fiziki, Vol. 11, No. 1, 5 Jan 70, pp 31-35

Abstract: The results of a study of the spectrum of the effective masses of a AK-system are reported. The spectrum was obtained in investigating π^-p -interactions in a 24-liter and a 1-meter propane bubble chamber irradiated in π^- -meson beams of the proton synchrotron of the Joint Institute of Nuclear Research with pulses of 4 and 5.1 Gev/c, respectively. An investigation of the structure of the effective mass spectrum of a AK-system was of interest from the viewpoint of observing new

1/2

USSR

BUDAGOV, YU. A., et al, Pis'ma v Zhurnal Eksperimental'noy i Teoreticheskoy Fiziki, Vol. 11, No. 1, 5 Jan 70, pp 31-35

resonances with zero strangeness and the decays of different isobars via the channel $N^* \rightarrow \Lambda + K$, to determine the relative probabilities of these decays. Approximately 230,000 photographs were analyzed for each bubble chamber. The effective mass spectra of ΛK^0 combinations for events in which the decays of a Λ -hyperon and a K^0 -meson were simultaneously recorded in the chamber are graphed. The graphs show a considerable excess in the number of events above the background in the mass region 1.61-1.96 Gev/c². It is shown that this anomaly is not associated with the reflection of known resonances Y^* (1385) and K^* (890) in the ΛK^0 -spectrum. The total excess in the number of events over the background in the mass interval 1.61-1.96 Gev/c² was 114 ± 13 . The experimental data verify the existence of two resonances with masses about 1685 and 1935 Mev/c² and widths of the order of 150 Mev/c². It is concluded that the anomaly observed in the effective mass spectrum of ΛK can be explained only by the decay of the isobar S_{11} (1710), P_{11} (1750) via the channel $N^* \rightarrow \Lambda + K$ or by the existence of a new resonance with mass about 1685 Mev/c², as the data of R. Erbe et al indicate.

2/2

- 132 -

USSR

(3)

UDC 632.95

TROPIN, B. P., BEZUGLYY, S. F., BOROVIKOVA, L. N., GOLYSHIN, N. M., ZAIKIN, B. A., KRASNOVA, M. V., and MIKHULYA, S. A.

"Method to Decrease Evaporation of Pesticide Droplets"

USSR Author's Certificate No 33913, filed 13 Oct 69, published 6 May 72 (from Referativnyy Zhurnal -- Khimiya, Svodnyy Tom (I, L-S), No 1(II), 1973, Abstract No 1N467F by T. A. Belyayeva)

Translation: In order to decrease evaporation of pesticide droplets during aerial application (from airplane), 0.1-5% of antievaporating agent is added to pesticide. A mixture consisting of high-molecular weight synthetic aliphatic alcohol fractions C₁₀ - C₁₆, C₁₀ - C₁₈, C₁₀ - C₂₀, nonionogenic surface-active substances (OP-4, OP-7, OP-10) and calcium dodecylbenzenesulfonate can be used as antievaporating agent. Example. 85-93% primary aliphatic alcohols C₁₀ - C₁₆ or C₁₀ - C₁₈, 7-15% OP-7 or OP-10 are mixed to prepare the antievaporating agent (AE). One part of antievaporating agent is emulsified with 2-3 parts of water, the obtained emulsion is mixed with a suspensoid containing 8 parts of finely-dispersed wetting agent of copper oxychloride (90% strength), and water is added to make 100 parts. The emulsion-suspensoid prepared in this manner is used for aerial spraying of

1/2

USSR

3
TPOFIN, B. P., et al., USSR Author's Certificate No 333913, Filed 13 Oct 63,
published 6 May 72

plants in the amount of 50 liters/ha. The fungicide layer on plants in this case is usually more dense than without the addition of AE. Data are presented on preparation of spraying mixtures consisting of different fungicides and insecticides with AE, as well as evaporation rates of different size of droplets with AE-3P and AE-4P and without them, both under laboratory and field conditions (spraying of sugar beets).

2/2

- 35 -

Acc. No: **A70103019**

Abstracting Service: **6-20**
INTERNAT. AEROSPACE ABST.

Ref. Code:
UA 0020

A70-25397 # Estimation of the structure of the solar corona from a rocket experiment on February 15, 1961 (Otsenka struktury solnechnoi korony po raketnomu eksperimentu 15 II 1961 g.). A. A. Dmitriev, R. G. Indzhgja, A. YE. Mikirov, and S. M. Poloskov (Moskovskii Gosudarstvennyi ~~Univ~~ ^{Universitet}, Moscow, USSR). *Akademiia Nauk SSSR, Doklady*, vol. 190, Feb. 1, 1970, p. 803, 804. In Russian.

Determination of the brightness distribution in the outer solar corona from information obtained by rockets equipped with scanning devices during a solar eclipse. The problem of determining the true brightness from an integral equation giving the relation between the experimentally observed brightness and the true brightness is considered. It is found that, starting from a measurement error of 9.5%, the reconstructed function does not have any negative roots, thus reliably indicating that the error in the initial data is no less than 9.5%.

A.B.K.

REEL/FRA
19861101

CK

12

- 1/2 018 UNCLASSIFIED PROCESSING DATE--16OCT70
TITLE--LATE RESULTS OF RADICAL OPERATIONS IN CANCER OF THE LARGE DUODENAL
PAPILLA -U-
AUTHOR-(03)-SHABANOV, A.N., MIKIRTUMOV, S.M., DMITRIYEV, A.YE.
COUNTRY OF INFO--USSR M
SOURCE--VESTNIK KHIRURGII IMENI I. I. GREKOVA, 1970, VOL 104, NR 4, PP
71-74
DATE PUBLISHED-----70
SUBJECT AREAS--BIOLOGICAL AND MEDICAL SCIENCES
TOPIC TAGS--CANCER, DUODENUM, SURGERY
CONTROL MARKING--NO RESTRICTIONS
DOCUMENT CLASS--UNCLASSIFIED
PROXY REEL/FRA--1988/0039 STEP NO--UR/0589/70/104/004/0071/0074
CIRC ACCESSION NO--AP0105138
UNCLASSIFIED

UNCLASSIFIED

PROCESSING DATE--16OCT70

2/2 018

CIRC ACCESSION NO--AP0105138

ABSTRACT/EXTRACT--(U) GP-0-

ABSTRACT. IN THE PAPER BASING ON THE STUDY OF THE CLINIC AND COURSE OF 39 PATIENTS OPERATED UPON FOR TUMOR OF THE MAJOR PAPILLA DUODENI, INCLUDING 21 PATIENTS TREATED RADICALLY WITH SUBSEQUENT ANALYSIS OF THEIR LATE RESULTS, IT IS CONCLUDED THAT IN LIMITED TUMORS OF THE DUODENAL PAPILLA NOT PENETRATING IN THE PANCREATIC HEAD TRANSDUODENAL PAPILLECTOMY IS INDICATED, THAT IS IN AGREEMENT WITH NEW CONCEPTIONS OF SURGICAL TECHNIC IN REMOVING MALIGNANT TUMORS (A. I. RAKOV) DEFINING THE IDEA OF ANATOMICAL ZONES AND SHEATH LOCALIZATION OF TUMOR. ACCORDING TO THE AUTHORS' DATA TRANSDUODENAL PAPILLECTOMY IS EFFECTIVE ENOUGH FROM THE POINT OF VIEW OF IMMEDIATE AND LATE RESULTS. AN AVERAGE SURVIVAL RATE AFTER THE OPERATION WAS 3 YEARS. MAXIMUM TERMS OF OBSERVATION WERE 8 YEARS. AT PRESENT THIS PATIENT, AGED 63 YEARS OLD, IS STILL ENGAGED IN WORK AND FEELING WELL. IT IS FELT THAT EXTENSIVE PANCREATODUODENAL RESECTION INHERENT IN A GREAT RISK FOR PATIENTS' LIFE SHOULD BE INDICATED ONLY IN TUMORS OF THE DUODENAL PAPILLA INVADING THE PANCREATIC HEAD. AN AVERAGE SURVIVAL RATE AFTER PANCREATODUODENAL RESECTION WAS 1 YEAR AND 10 MONTHS.

UNCLASSIFIED

1/2 029 UNCLASSIFIED PROCESSING DATE--04DEC70
TITLE--USE OF CONSTRUCTIVELY SIMILAR MODELS FOR INVESTIGATING THE DYNAMIC
PROPERTIES OF SPACECRAFT -U-
AUTHOR-(03)-MIKISHEV, G.N., STEPANENKO, B.G., AMINDV, V.R.
COUNTRY OF INFO--USSR
SOURCE--MOSCOW, KOSMICHESKIYE ISSLEDOVANIYA, VOL VIII, NO 3, 1970, PP
329-340
DATE PUBLISHED-----70
SUBJECT AREAS--SPACE TECHNOLOGY, MECH., IND., CIVIL AND MARINE ENGR
TOPIC TAGS--STRUCTURE DYNAMIC STABILITY, MODEL, SPACECRAFT
CONTROL MARKING--NO RESTRICTIONS
DOCUMENT CLASS--UNCLASSIFIED
PROXY FICHE NO----FD70/605017/E01 STEP NO--UR/0293/70/008/003/0329/0340
CIRC ACCESSION NO--AP0140747
UNCLASSIFIED

UNCLASSIFIED

PROCESSING DATE--04DEC71

2/2 029

CIRC ACCESSION NO--AP0140747

ABSTRACT/EXTRACT--(U) GP-0- ABSTRACT. THE POSSIBILITIES OF EXPERIMENTAL METHODS FOR STUDYING THE DYNAMIC PROPERTIES OF SPACE VEHICLES ARE EXAMINED; SPECIAL CONSTRUCTIVELY SIMILAR MODELS ARE ANALYZED. EMPHASIS IS ON AN ANALYSIS OF SIMILARITY CRITERIA AND ON THE PECULIARITIES INVOLVED IN DESIGNING, FABRICATING AND TESTING CONSTRUCTIVELY SIMILAR MODELS. AS AN ILLUSTRATION OF THE EFFECTIVENESS OF SUCH EXPERIMENTAL METHODS THE AUTHORS GIVE SOME RESULTS OF FREQUENCY TESTS OF A METHODOLOGICAL MODEL AND A MODEL OF THE VOSTOK CARRIER ROCKET AT A SCALE OF 1:10. A PICTURE OF THE MODEL ACCOMPANIES THE TEXT. THE MODEL WAS ABOUT 4 M LONG AND THE DIAMETER AT THE BASE WAS ABOUT 1 M. ALL COMPONENTS OF THE MODEL DETERMINING ITS ELASTIC SYSTEM WERE FABRICATED FROM THE SAME MATERIALS AS THE VOSTOK SHIP. THE ARTICLE WAS WRITTEN ON THE BASIS OF MATERIALS COLLECTED DURING INVESTIGATIONS MADE BY THE AUTHORS DURING 1958-1961. THE PAPER GIVES THE RESULTS OF CALCULATIONS ON AN ELECTRONIC COMPUTER AND TESTS OF THE REAL SHIP.

UNCLASSIFIED

1/2 033 UNCLASSIFIED PROCESSING DATE--30OCT70
 TITLE--PECULIARITIES OF THE INTERPRETATION OF X RAY PHOTOGRAPHS OF
 AUSTENITIC STEELS -U-
 AUTHOR--(05)--UGLGIY, A.A., VOLKOV, A.S., STARDSTIN, A.P., MIKITAS, A.P.,
 PANGV, A.YE.
 COUNTRY OF INFO--USSR

M

SOURCE--MOSCOW, SVARCHNOYE PROIZVODSTVO, NO 3, 1970, PP 36-37

DATE PUBLISHED-----70

SUBJECT AREAS--MATERIALS, MECH., IND., CIVIL AND MARINE ENGR

TOPIC TAGS--AUSTENITIC STEEL, BIBLIOGRAPHY, WELD DEFECT, X RAY TECHNIQUE,
 RADIOGRAPHIC JOINT INSPECTION, RADIOGRAPHY

CONTROL MARKING--NO RESTRICTIONS

DOCUMENT CLASS--UNCLASSIFIED
 PROXY REEL/FRAE--1999/1316

STEP NO--UR/0135/70/000/003/0036/0037

CIRC ACCESSION NO--AP0123275
 UNCLASSIFIED

2/2 033

UNCLASSIFIED

PROCESSING DATE--30OCT70

CIRC ACCESSION NO--AP0123275

ABSTRACT/EXTRACT--(U) GP-0-

ABSTRACT. IT HAS BEEN ESTABLISHED THAT APPARENT DARKENING OF THE FILM OBSERVED UPON X RAYING OF WELDS IN AUSTENITIC STEEL ARE FREQUENTLY A RESULT OF THE OVERHEATING OF THE WELD AND NOT THAT OF THE PRESENCE OF DEFECTS IN IT.

UNCLASSIFIED

USSR

UDC 613.644-07

DENISOV, E. I., and MIKITASOV, A. M., Institute of Labor Hygiene and Occupational Diseases, Academy of Medical Sciences USSR

"Calculation of the Equivalent Intensity of Unstable Noise"

Moscow, Gigiyena Truda i Professional'nyye Zabolevaniya, No 7, 1973, pp 50-51

Abstract: A new formula is presented for determining the equivalent intensity of unstable industrial noise on the basis of noise meter and time-and-motion study data. The computations are reduced to simple arithmetic operations by two tables provided. Different intensities experienced during a shift are corrected with respect to time with the first table. These values then undergo sequential paired summation with corrections specified by the second table. Thus a single intensity value results. Table values are designed for an 8-hour shift but can be corrected for use with other time periods.

1/1

- 80 -

1/2 017 UNCLASSIFIED PROCESSING DATE--04DEC70
TITLE--SYNTHESIS OF COLORED POLYESTERS BASED ON 2,2-BIS(4-HYDROXYPHENYL
PROPANE AND PHTHALIC ACIDS -U-
AUTHOR-(04)-SMIRNOVA, O.V., LAMN, V.N., MIKITAYEV, A.K., KOLESNIKOV, G.S.

COUNTRY OF INFO--USSR

SOURCE--VYSOKOMOL. SOEDIN., SER. B 1970, 12(4), 313-16 M

DATE PUBLISHED-----70

SUBJECT AREAS--CHEMISTRY, MATERIALS

TOPIC TAGS--INTERFACIAL POLYCONDENSATION, HYDROXYL RADICAL, NAPHTHALENE,
AZO COMPOUND, CARBONATE, POLYESTER RESIN, PROPANE, COLOR

CONTROL MARKING--NO RESTRICTIONS

DOCUMENT CLASS--UNCLASSIFIED
PROXY REEL/FRAME--3007/0736

STEP NO--UR/0460/70/0127004/0313/0316

CIRC ACCESSION NO--AP0136175

2/2 017

UNCLASSIFIED

PROCESSING DATE--04DEC70

CIRC ACCESSION NO--AP0136175

ABSTRACT/EXTRACT--(U) GP-0- ABSTRACT. COLORED (ORANGE) POLYESTERS WERE
PREPD. BY INTERFACIAL POLYCONDENSATION IN C SUB2 H SUB2 CL SUB4 OF
2,2-BIS(4, HYDROXYPHENYL)PROPANE, BIS(4, (2, HYDROXY,
1, NAPHTHYLAZO)PHENYL)CARBONATE (I), AND TEREPHTHALOYL OR ISOPHTHALOYL
CHLORIDES AT 20DEGREES. THE M.P. AND REDUCED VISCOSITIES OF BOTH
POLYESTERS WERE DETD. FACILITY: MOSK. KHIM.-TEKHNOL. INST. IN.
MENDELEEVA, MOSCOW, USSR.

UNCLASSIFIED

Semiconductors and Transistors

USSR

UDC 621.382.2

MIKITSEY, YA. I., PASHIN, YU. N., STRUKOV, I. A.

"Noise of Semiconductor Diodes in the Presence of a Microwave Pulse"

Elektron. tekhnika. Nauchno-tekhn. sb. Elektron. SVCh (Electronic Technology. Scientific-Technical Collection. Microwave Electronics), 1970, Issue 10, pp 137-139 (from RZh-Elektronika i yeye primeneniye, No 3, March 1971, Abstract No 35107)

Translation: The excess (over the thermal) noise radiation of a semiconductor device under the effect of pulsed microwave power was investigated. The investigation was conducted on germanium diffused semiconductor diodes with a breakdown voltage of 18--25 v and on silicon epitaxial semiconductor diodes with a breakdown voltage of 36 v. A highly-sensitive Dicke radiometer was employed as a noise indicator. The experimental results showed that the intensity of the excess noise radiation increases linearly with an increase of the current flowing across the semiconductor diode. With a filling frequency $\sqrt{\text{Chastota zapolneniya}}$ 1/2

USSR

MIKITSEY, YA. I., et al, Elektron. tekhnika, Nauchno-tekhn. sb.
Elektron. SVCh, 1970, Issue 10, pp 137-139

$f = 1.8$ GHz, a linear dependence of the noise power on the magnitude of the pulse current was observed for all the semiconductor diodes investigated. 3 illustration, 4 references.
K.P.

2/2

- 53 -

USSR

UDC 619:616-073.537:576.851.49

RYAGIN, S. T., Professor, and MIKITYUK, P. V., Aspirant, Belotserkovskiy
Agricultural Institute

"Identification of Clostridium botulinum by the Immuno Fluorescent Antibody
Method"

Moscow, Veterinariya, No 12, 1971, pp 92-93

Abstract: An attempt was made to identify all types of Cl. botulinum by
using the indirect fluorescent antibody method of Weller and Coombs.

Dry antirabbit fluorescent serum anti-botulinus sera types A, B, C, D, and
E, with comparatively high agglutinating characteristics were used.

Cl. botulinum specimens were labeled with fluorescent anti-species serum in
dilution of 1:32, while control specimens were prepared in a variety of ways,
for example with immune serum that did not contain any antibodies to the
investigated antigens.

Specific luminescence, either bright green or medium green, was observed with
all Cl. botulinum types studied. Luminescence was absent in control specimens.

1/2

USSR

RYAGIN, S. T., and MIKITYUK, P. V., Veterinariya, No 11, 1971, pp 92-93

The fluorescent antibody method can be used for tentative identification of all types of *Cl. botulinum* in microscope preparations, but an additional neutralization reaction is necessary for identification of types A and B.

2/2

MICK, E.A.

SPKS 51203
6-73

2

4-1. STUDY OF THE PROCESS OF GROWTH OF EPITAXIAL LAYERS USING A DIGITAL COMPUTER

SESSION V

Partners Dr. G. A. ... A. Plimpton, Telling, Koushik, III, Symposium on
Progress in ...
12-17 June, 1972, p 301

A study was made of the process of the deposition of an epitaxial layer
from the gas phase as the object of control for ...
the output parameter. Its characteristics can be determined by numerical
solution of the stationary Navier-Stokes equations for a compressible gas
using a digital computer. Such characteristics can be used both for designing
optimal systems and control systems and for optimizing the technological
process.

The calculated characteristics of the growth processes of an epitaxial
layer of silicon in a horizontal reactor are determined. Here, the reaction
kinetics and the variation of the properties of the vapor-gas mixture (T , ρ , μ)
are considered.

A comparison is made of the calculated and the experimental characteristics

1/2 029 UNCLASSIFIED PROCESSING DATE--27NOV70
TITLE--RADIANT HEAT TRANSFER IN A DUCT WITH VARIABLE TEMPERATURE OF
RADIATING MEDIUM -U-
AUTHOR-(02)-MIKK, I., POMERANTSEV, V. *M*
COUNTRY OF INFO--USSR
SOURCE--TALLINN, IZVESTIYA AKADEMII NAUK ESTONSKOY SSR, FIZIKA,
MATEMATIKA, JANUARY-MARCH 1970, PP 100-103
DATE PUBLISHED-----70

SUBJECT AREAS--PHYSICS

TOPIC TAGS--HEAT TRANSFER, APPLIED MATHEMATICS

CONTROL MARKING--NO RESTRICTIONS

DOCUMENT CLASS--UNCLASSIFIED
PROXY REEL/FRAE--3001/0091

STEP NO--08/04587/0/000/000/0100/0103

CIRC ACCESSION NO--AP012921

UNCLASSIFIED

2/2 029

UNCLASSIFIED

PROCESSING DATE--27NOV70

CIRC ACCESSION NO--AP0125921

ABSTRACT/EXTRACT--(U) GP-0-

ABSTRACT. MICROFICHE OF ABSTRACT CONTAINS GRAPHIC INFORMATION. THIS ARTICLE CONCERNS THE PROBLEM OF RADIANT HEAT TRANSFER IN A STRAIGHT DUCT CONTAINING A MEDIUM WITH A ONE DIMENSIONAL TEMPERATURE FIELD ALONG THE DUCT. THE EQUATION OF THE DENSITY OF THE RESULTING HEAT FLOW SHOWN ON MICROFICHE IS DERIVED WITH THE ASSUMPTION OF ABSOLUTE BLACKNESS OF THE WALLS AT A TEMPERATURE OF 0 DEGREE SK. IF THE MEDIUM IS GREY, NONDISSIPATING, AND HOMOGENEOUS, EQUATION (1) CAN BE EXPRESSED IN DIMENSIONLESS COORDINATES IN THE FORM SHOWN ON MICROFICHE.

THE TEMPERATURE FIELD OF THE MEDIUM IS GIVEN AS BLACK BODY RADIATION DENSITY AS A FUNCTION OF THE Z COORDINATE SHOWN ON MICROFICHE. THE SOLUTION OF THE PROBLEM IS OBTAINED FROM THE EQUATION SHOWN ON MICROFICHE WHERE THE COEFFICIENTS ARE DETERMINED FROM THE EQUATION SHOWN ON MICROFICHE. AS AN EXAMPLE, THE RADIATION AT THE MIDDLE OF THE FLAT WALL OF A DUCT WITH A SEMICIRCULAR CROSS SECTION IS STUDIED. IN THIS CASE, THE COEFFICIENTS V ARE CALCULATED FROM THE EQUATION SHOWN ON MICROFICHE AND SOME OF THE VALUES ARE PLOTTED IN THE FIGURE, SHOWING V SUB 2 AND V SUB 4 AS FUNCTIONS OF THE OPTICAL DENSITY. IT IS SHOWN THAT THE RADIATION OF THE MEDIUM CAN BE CALCULATED BY USING THE DEGREE OF BLACKNESS OF THE ISOTHERMAL RADIATION, WHICH IS MULTIPLIED BY A CORRECTION FACTOR. THE RADIATION OF THE NONISOTHERMAL MEDIUM MAY BE GREATER OR SMALLER THAN THAT OF THE ISOTHERMAL MEDIUM. THE TEMPERATURE VARIES MORE STRONGLY WITH THE DEGREE OF BLACKNESS AS THE OPTICAL DENSITY OF THE MEDIUM INCREASES.

UNCLASSIFIED

USSR

ym

NIKK, I., POMERANTSEV, V. (Tallinn Polytechnical Institute, Leningrad Polytechnical Institute)

"Radiant Heat Transfer in a Duct with Variable Temperature of Radiating Medium"

Tallinn, Izvestiya Akademii Nauk Estonskoy SSR, Fizika, Matematika, January-March 1970, pp 100-103

Abstract: The article concerns the problem of radiant heat transfer in a straight duct containing a medium with a one-dimensional temperature field along the duct. The equation of the density of the resulting heat flow

$$E_{res}(M) = E_{inc}(M) = \frac{1}{4} \int_0^L \int_0^L \eta(P) \exp\left[-\int_{l'}^L k dl''\right] d\varphi_M dL' \quad (1)$$

is derived with the assumption of absolute blackness of the walls at a temperature of 0°K. If the medium is grey, nondissipating, and homogeneous, equation (1) can be expressed in dimensionless coordinates in the form

1/5

USSR

MIKK, I., POMERANTSEV, V., Izvestiya Akademii Nauk Estonskoy SSR, Fizika-Matematika, January-March 1970, pp 100-103

$$E_{res}(M) = \frac{1}{\pi} \int_{-\frac{\pi}{2}}^{+\frac{\pi}{2}} \int_{-\frac{\pi}{2}}^{+\frac{\pi}{2}} \int_0^l E(P) \exp[-(l-t)] \cos^2 \beta \cos \alpha \, d\beta \, d\alpha \, dt.$$

The temperature field of the medium is given as black-body radiation density as a function of the Z-coordinate

$$E(z) = \sum_{n=0}^{\infty} \frac{1}{n!} E^{(n)}(z_0) (l-t)^n \sin^n \beta.$$

The solution of the problem is obtained from the equation

$$E_{res}(z_0) = \frac{1}{\pi} \int_{-\frac{\pi}{2}}^{+\frac{\pi}{2}} \int_{-\frac{\pi}{2}}^{+\frac{\pi}{2}} \left\{ E(z_0) (1 - e^{-l}) + E''(z_0) \times \left[1 - \left(1 + l + \frac{1}{2} l^2 \right) e^{-l} \right] \sin^2 \beta + \dots \right\} \cos^2 \beta \cos \alpha \, d\beta \, d\alpha.$$

2/5

USSR

MIKK, I., POMERANTSEV, V., Izvestiya Akademii Nauk Estonskoy SSR, Fizika, Matematika, January-March 1970, pp 100-103

$$\text{OR}$$

$$z = z_0 \left\{ 1 + \frac{1}{4} \frac{E''(z_0)}{E'(z_0)} v_2 + \frac{1}{8} \frac{E^{(4)}(z_0)}{E'(z_0)} v_4 + \frac{5}{64} \frac{E^{(6)}(z_0)}{E'(z_0)} v_6 + \dots \right\}$$

where the coefficients are determined from the equation

$$v_n = \frac{\int_{-\frac{\pi}{2}}^{\frac{\pi}{2}} \int_{-\frac{\pi}{2}}^{\frac{\pi}{2}} \left(1 - e^{-t} \sum_{m=0}^n \frac{t^m}{m!} \right) \sin^a \beta \cos^b \beta \cos a \, d\beta \, da}{\int_{-\frac{\pi}{2}}^{\frac{\pi}{2}} \int_{-\frac{\pi}{2}}^{\frac{\pi}{2}} \sin^a \beta \cos^b \beta \cos a \, d\beta \, da}$$

USSR

MIKK, I., POMERANTSEV, V., Izvestiya Akademii Nauk Estonskoy SSR, Fizika, Matematika, January-March 1970, pp 100-103

As an example, the radiation at the middle of the flat wall of a duct with a semicircular cross section is studied. In this case, the coefficients γ are calculated from the equation

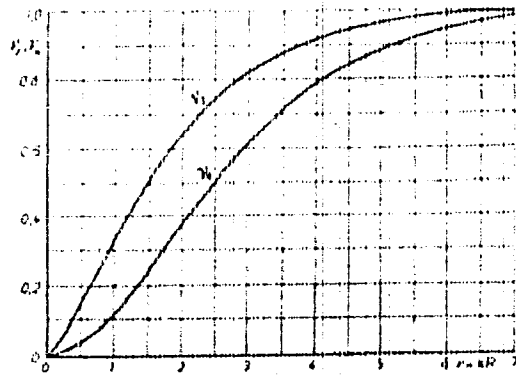
$$\nu_2(r) = \frac{1 - \frac{2}{\pi}(1-r^2) \left[(1+r^2) \int_0^{\infty} K_0(u) du + rK_0(r) - r^2K_1(r) \right] - \frac{4}{\pi} r^2 K_0(r)}{1 - \frac{2}{\pi} \left[(1+r^2) \int_0^{\infty} K_0(u) du + rK_0(r) - r^2K_1(r) \right]}$$

and some of the values are plotted in the figure, showing ν_2 and ν_4 as functions of the optical density. It is shown that the radiation of the medium can be calculated by using the degree of blackness of the isothermal radiation, which is multiplied by a correction factor. The radiation of the nonisothermal medium may be greater or smaller than that of the isothermal medium. The temperature varies more strongly with the degree of blackness as the optical density of the medium increases.

4/5

USSR

MIKK, I., POMERANTSEV, V., Izvestiya Akademii Nauk Estonskoy SSR, Fizika, Matematika, January-March 1970, pp 100-103



5/5

1/2 012 UNCLASSIFIED PROCESSING DATE--27NOV70
 TITLE--CONTROL OF THE SETTING OF PHOSPHATE BINDERS -U-
 AUTHOR--(02)-SUDAKAS, L.G., MIKLASHEVICH, N.V.
 COUNTRY OF INFO--USSR
 SOURCE--TSEMENT. 1970, (3), 18-19
 DATE PUBLISHED-----70
 SUBJECT AREAS--MATERIALS
 TOPIC TAGS--PHOSPHATE, CEMENT, CATION, BARIUM, CALCIUM, STRONTIUM
 CONTROL MARKING--NO RESTRICTIONS
 DOCUMENT CLASS--UNCLASSIFIED
 PROXY REEL/FRAE--3007/0809 STEP NO--UR/0101/70/000/003/0018/0019
 CIRC ACCESSION NO--AP0136243
 UNCLASSIFIED

UNCLASSIFIED

PROCESSING DATE--2/20/70

2/2 012

CIRC ACCESSION NO--AP0135243

ABSTRACT/EXTRACT--(U) GP-0-

ABSTRACT. THE ADDN. OF BA, SR, AND CA CATIONS, REGARDLESS OF THEIR CONCEN., ACCELERATES SETTING PROCESSES IN COMPARISON WITH PURE ACID. THE ADDN. OF OTHER CATIONS ESSENTIALLY RETARDS SETTING PROCESSES IN COMPARISON WITH PURE ACID (BASED ON MAX. CONCNS.). THE STRONGEST RETARDING ACTION IS SHOWN BY MG, CO, NI, ZN CATIONS; THIS IS RELATED WITH NATURE OF CATION AND HIGHER SOLY. OF CORRESPONDING OXIDES.

UNCLASSIFIED

AA0040674

M

UFI 0482

Soviet Inventions Illustrated, Section I Chemical, Derwent, 1/20

241583 MULTI-LAYER PIPE WELDING was improved by forming a depression under the weld in the lower layer, which is finally straightened after completion of the welding process. This method is applicable to the pipe manufacture with longitudinal and helical welded joints.

12.6.67 as 1163160/25-27. E.I. MIKLASHEV et alia.
URAL SECT. PRODUCTION & TECHNOLOGY RES. INST. (19.69)
Bul 14/18.4.69. Class 21h. Int.Cl.B 23k.

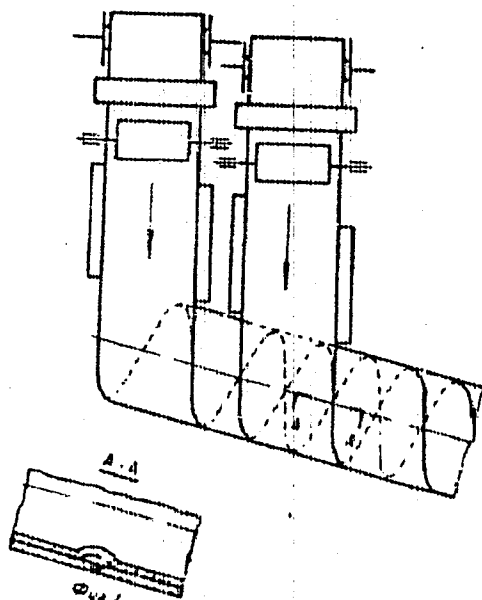
AUTHORS: Miklashevich, Ye. I.; Gur'yanov, G. F.; Ishmayev, O. N.;
Solomonidin, O. V.; Yachmenev, O. N.; Kokorev, P. A.;
and Voropayev, P. D. 18

Ural'skiy Filial Nauchno - Issledovatel'skogo Instituta

1/2 Tekhnologii i Organizatsii Proizvodstva

19750275

AA0040674



19750276

LD

2/2

USSR

UDC 8.74

MIKLI, T. YU.

"Organization of Programming in the Sodi System"

Tr. Tallin. politekhn. in-ta (Works of Tallin Polytechnic Institute), 1971,
A, No 313, pp 15-20 (from RZh-Kibernetika, No 9, Sep 72, Abstract No 9V613)

Translation. The organization of programming in the SODI system is described. It is based on using the principle of modular programming. By a module we mean a part of the program equipped with special data and the restrictions which are necessary for combining this part with the others into a single program. The operated program has a hierarchical structure. The program composition begins with the module called basic. Each module contains a transfer to other modules at any level. Each standard program comprises two parts: processed and unprocessed. Each word of the standard program belongs to the processed or unprocessed part depending on whether the address part of it changes or remains invariant when putting the standard program in another part of memory. The Dispatcher program is used for reading and writing the module on magnetic tape, for composing the program from modules, for duplication of the modules, assignment of a new number to the module, reading the modules into the ready-access memory punch tape or punch cards.

1/1

Acc. Nr. **AP0044499**

Abstracting Service: **478**
CHEMICAL ABST.

Ref. Code
NE 0000

YM

85948z Neutron activation analysis of rare earth impurities in metallic uranium. Alimarin, I. P.; ~~Mikhaleva, L. Z.; Yakovlev, Yu. V. (V.I. Vernadskii Inst. Geochem. Anal. Chem., Moscow, USSR). J. Radioanal. Chem. 1970, 4(1), 45-51 (Eng).~~

A method with a sensitivity of 2×10^{-7} - $1 \times 10^{-6}\%$ has been developed for detg. Yb, Ho, Dy, Gd, Eu, Sm, and La impurities in metallic U by means of neutron activation. The method is based on preliminary chromatographic sepn. of the total amt. of rare earth elements from U by passing the soln. in H_2SO_4 through KU-2 cation exchange resin and eluting the traces of U retained by the resin with a soln. of ascorbic acid. The rare earth impurities are then eluted from the resin with 4-5N HCl, evapd., and irradiated for 20 hr with a neutron flux of 1.2×10^{14} neutrons/cm²-sec. Subsequently the traces of the rare earth elements are copptd. with Fe(OH)₃, dissolved in concd. HCl and sepd. from the Fe and other impurities by passing the soln. through Dowex 1X8 anion exchange resin in the chloride form. The individual rare earth elements are then sepd. from each other by using KU-2 cation exchange resin and a soln. of ammonium α -hydroxyisobutyrate as the eluant.

RCDM
EB

//

18

REEL/FRAME
19771122

Acc. Nr.

AP0044480

Abstracting Service:
CHEMICAL ABST.

4-70

Ref. Code

NE0000

85947y Neutron activation analysis of rare earth impurities in europium oxide. Alimarin, I. P.; Mikhlin, A. Z.; Yakovlev, Yu. V. (Vernadski Inst. Geochem. Anal. Chem., Moscow, USSR). *J. Radioanal. Chem.* 1970, 4(1), 75-80 (Eng).

A neutron activation method for detg. Yb, Dy, Ho, Sm, and La impurities in Eu oxide with sensitivities of 10^{-6} - $10^{-7}\%$ is described. The method is based on a preliminary concn. of the rare earth elements by reducing Eu(III) with Zn to Eu(II), and sepg. the trivalent rare earth elements by extr. chromatog. After neutron irradiation, the individual radioisotopes of the rare earth elements are sepd. by using KU-2 cation exchange resin and ammonium α -hydroxyisobutyrate soln. as the eluant. RCDM

E.D.

11

REEL/FRA
19771103

18

USSR

UDC: 669.293.5

GULYAYEV, B. B., YAKOVLEV, V. T., VINNIK, P. G., MIKLUKHIN, D. Ye.

"Selection of Alloying Elements in the Development of Casting Alloys Based on Niobium"

Sb. Nauch. Tr. Tomsk. Inzh.-Stroit. In-t [Collected Scientific Works of Tomsk Institute of Construction Engineering], 1973, No 21, pp 3-11 (Translated from Referativnyy Zhurnal Metallurgiya, No 8, 1973, Abstract No 81721, by L. Petrova).

Translation: A summarization is presented of existing state diagrams of binary systems of Nb-based alloys, and predictions are made for systems not studied. The analysis allows an estimation of the nature of the interaction of Nb with the elements and determination of their effects on increasing and decreasing the required properties of alloys being developed. 8 figures, 1 table, 9 biblio. refs.

1/1

USSR

UDC 620.17-41

MIKLYAYEV, P. G. and VOLOZNEVA, L. YA.

"A Method of Evaluating the Plastic Anisotropy of Sheet Materials"

Moscow, Zavodskaya Laboratoriya, Vol 39, No 9, 1973, pp 1119-1122

Abstract: In this article the authors show the existence of a functional dependence of normal plastic anisotropy on the degree of deformation under tension ϵ . In connection with this they suggest evaluating the normal anisotropy for several levels of ϵ .

For a more accurate and complete evaluation of the anisotropy of sheet materials the authors recommend using the dependence of the coefficient of normal anisotropy R on the direction in the plane of the sheet.

1/2

USSR

MIKLYAYEV, P. G., and VOLOZNEVA, L. YA., *Zavodskaya Laboratoriya*, Vol 39, No 9, 1973, pp 1119-1122

The authors have compiled a table to compare the coefficient of anisotropy of the mechanical properties of rolled sheets of aluminum alloys and titanium alloys. Figure 1 illustrates the dependence of the coefficient of normal anisotropy on the direction of selecting samples of rolled sheets from two alloys. Figure 2 gives the dependence of the mean value and anisotropy of the coefficient $R(A_R)$ on the degree of deformation under tension.

The article contains 1 table, 2 illustrations, and 2 bibliographic references.

2/2

- 68 -

USSR

UDC 620.175.3-11

NESHOR , G. S., MEKLYAYEV, P. G. and KUDRYASHOV, V. G.

"Effect of the Sequence of Producing Fatigue Cracks and Heat Treating on the Failure Kinetics of Sheet Material Specimens"

Moscow, Zavodskaya laboratoriya, Vol 38, No 4, 1972, pp 479-482

Abstract: It is shown that the procedural sequence of producing a fatigue crack and heat treating centrally notched sheet material specimens cut along the direction of rolling from VPL5 β -titanium alloy sheets affects the property of resistance to growth of the initial crack in subsequent tensile tests, the ultimate breaking stress, and the critical crack length; the values of the stress intensity factor (failure ductility) are practically unaffected. The heat treatment consisted of hardening from 800°C for 10 min and aging at 480°C for 25 hrs. The central notch was 1.0 mm long and 0.26 mm wide. The fatigue stresses, under cyclic conditions, were applied at 800 cycle/min at a minimum of 2 kg/mm² and a maximum of 15 kg/mm². (3 illustrations, 6 biblio. references)

1/1

USSR

UDC 669.71.017:539.43.01

STEPNOV, M. N., MIKLYAYEV, P. G., KOPNOV, V. I., KALUGINA, A. A., and
FOMIN, K. N.

"The Effect of Structural Microinhomogeneity on the Fatigue Resistance of the
D1 Alloy"

Metallovedeniye Splavov Legkikh Metallov-Sbornik, Moscow, "Nauka", 1970,
pp 42-49, resume

Translation: A method is suggested for the quantitative rating of the
microstructure of aluminum alloys by the inhomogeneity of the microplastic
deformation. The relation between the inhomogeneity factor of microplastic
deformation and the fatigue resistance of rods and stampings of the D1 alloy is
demonstrated. Seven figures, one table, four bibliographic reference.

1/1

USSR

UDC 620.178.3-41

M
NESHPOR, G. S., MIRLYAYEV, P. G., and KUDRYASHOV, V. G.

"Method of Evaluating the Kinetics of Fatigue Crack Growth in Sheet Specimens of Anisotropic Materials"

Moscow, Zavodskaya Laboratoriya, No 10, 1970, pp 1245-1248

Abstract: A study is made of the relationship between fatigue crack growth and variations in the coefficient of stress intensity in the apex of cracks during a cycle in sheet specimens of the alloys D16-AT, 01911-T1, and VT1-2 anisotropically oriented to the direction of rolling. It is shown that anisotropy of fatigue parameters in cyclic loading can be evaluated by determining these parameters for one direction, after which values of these parameters can be calculated, using the equation derived, for any other direction.

1/1

1/2 032 UNCLASSIFIED PROCESSING DATE--13NOV70

TITLE--EFFECT OF THE SHAPE AND SIZE OF THE CROSS SECTION OF EXTRUDED PARTS
 MADE FROM ALUMINIUM ALLOY D1&T ON THE ANISOTROPY OF THEIR MECHANICAL
 AUTHOR--(02)-MIKLYAYEV, P.G., CHERNIKOVA, S.R.

COUNTRY OF INFO--USSR

SOURCE--TSVET. METALLY, MAR. 1970, (3), 58-63

DATE PUBLISHED----MAR70

SUBJECT AREAS--MATERIALS

TOPIC TAGS--ALUMINUM ALLOY, MECHANICAL PROPERTY, X RAY ANALYSIS,
 ANISOTROPY, METAL EXTRUSION/(0)D1&T ALUMINUM ALLOY

CONTROL MARKING--NO RESTRICTIONS

DOCUMENT CLASS--UNCLASSIFIED
 PROXY REEL/FRAME--3004/1920 STEP NO--UR/0136/70/000/003/0098/0063

CIRC ACCESSION NO--AP0132182
 UNCLASSIFIED

117

2/2 032

UNCLASSIFIED

PROCESSING DATE--13NOV70

CIRC ACCESSION NO--APO132182

ABSTRACT/EXTRACT--(U) SP-0- ABSTRACT. THE MECHANICAL PROPERTIES OF A NUMBER OF EXTRUDED AL ALLOY (D16T) PARTS WITH CROSS SECTIONS OF VARIOUS SHAPES AND SIZES WERE STUDIED WITH SPECIAL REF. TO THE RELATION BETWEEN THE ANISOTROPY OF THE MECHANICAL CHARACTERISTICS AND THE GEOMETRICAL PARAMETERS OF THE CROSS SECTION. THUS THE DIFFERENCE IN STRENGTH ALONG AND ACROSS SUCH SAMPLES TENDED TO INCREASE WITH INCREASING WIDTH PER THICKNESS RATIO OF THE CROSS SECTION, ALTHOUGH THE GENERAL PICTURE OF THE MICROSTRUCTURE AS INDICATED BY X RAY AND METALLOGRAPHIC ANALYSIS ONLY VARIED A LITTLE.

UNCLASSIFIED

1/2 032 UNCLASSIFIED PROCESSING DATE--20NOV70
 TITLE--ON ESTIMATING THE ANISOTROPY OF THE MECHANICAL PROPERTIES OF
 METALS, ALLOWING FOR THE EFFECT OF THE STRESSED STATE --U--
 AUTHOR--(02)--MIKLYAYEV, P.G., VOLOZNEVA, L.YA. M
 COUNTRY OF INFO--USSR
 SOURCE--ZAVCD. LAB., 1970, 36, (1), 84-87
 DATE PUBLISHED-----70
 SUBJECT AREAS--METHODS AND EQUIPMENT, MATERIALS
 TOPIC TAGS--ALUMINUM ALLOY, MECHANICAL PROPERTY, TEST METHOD, ANISOTROPY,
 STRESS ANALYSIS
 CONTROL MARKING--NO RESTRICTIONS
 DOCUMENT CLASS--UNCLASSIFIED
 PROXY REEL/FRAE--2000/G240 STEP NO--UR/00327/0/036/001/0084/0087
 CIRC ACCESSION NO--AP0124002
 UNCLASSIFIED

2/2 032

UNCLASSIFIED

PROCESSING DATE--20NOV70

CIRC ACCESSION NO--AP0124002

ABSTRACT/EXTRACT--(U) GP-0- ABSTRACT. THE EFFECT OF THE STRESSED STATE OF THE METAL SAMPLES, USED IN MECHANICAL TESTING, ON THE RESULTS OF THE TESTS IS DISCUSSED; A TYPICAL PRACTICAL EXAMPLE (EXTRUDED AL ALLOY PARTS) IS CONSIDERED. THE ANISOTROPY OF THE MECHANICAL PROPERTIES (UTS, YS) OF SUCH PARTS DEPENDS VERY LARGELY ON THE SEVERENESS OF THE INTERNAL STRESSES EXISTING IN THE SAMPLE MATERIAL WHEN TESTING. THIS FACTOR MUST BE ALLOWED FOR WHEN SELECTING THE OPTIMUM NUMBER OF TEST SAMPLES AND THE TEST DIRECTIONS IN EACH.

UNCLASSIFIED

Aluminum and Its Alloys

USSR

USS 620.17:669.71

VOLOZNEVA, L. YA., and MIKHAYEV, P. G.

M

"Nature of the Anisotropy of the Strength Characteristics of Aluminum Alloys"

Moscow, Metallovedeniye i Tsernicheskaya Obrabotka Metallov, No 7, 1970, pp 37-41

Abstract: An investigation was made of the nature of the anisotropy of the strength characteristics of the D16 aluminum alloy. The chemical composition of the alloy is as follows: 4.3% Cu, 1.45% Mg, 0.74% Mn, 0.35% Fe, 0.22% Si, and 0.1% Zn. Molded strips 42 x 250 mm in cross section were investigated. It was found that the anisotropy of the mechanical properties depends on the structural state and type of work-hardening. The anisotropy of the yield point was determined mainly by the presence of a predominate orientation of the crystals in the worked intermediate products (primary anisotropy) and oriented isolation of the Guinier-Preston zones during the process of natural aging of textured material (secondary anisotropy). The anisotropy of the ultimate strength and true resistance to fracture arises basically from the mechanical texture. The possibility is shown of regulating the degree of anisotropy of the yield point by varying the preferential orientations of the material and selecting the corresponding combination of them to ensure the required amount of anisotropy.

1/1

USSR

UDC 620.172:620.182

NESHFOR, G. S., MIKLYAYEV, P. G., and KUDRYASHOV, V. G.

"Application of Diagrams of Macroscopic Destruction in Evaluating the Quality of Materials"

Moscow, Zavodskaya Laboratoriya, Vol 38, No 7, 1972, pp 864-868

Abstract: Mechanical characteristics obtained in standard tensile tests of smooth samples and in blow-bending tests of notched and cracked samples were compared with kinetic characteristics determined under conditions of developing destruction. Investigations were carried out on sheets from AlMg6 aluminum alloy (5.6% Mg; 0.6% Mn; 0.1% Cu, 0.4% Fe, 0.3% Si, 0.15% Zn, base Al), 2 mm thick, annealed at 320°C for 1 hr, with 30 and 80% of cold working. The results showed that in evaluating the quality of materials and in choosing optimum conditions for working them it is indispensable to use the diagrams of macroscopic destruction alongside the standard mechanical characteristics. Four figures, 1 table, 7 references.

1/1

USSR

UDC: 621.376:530.145.6:621.376

7

KLYUYEV, V. P., MASH, D. I., MOROZOV, V. V., MIKOGOSYAN, D. N., ORAYEVSKIY, A. N.

"Detection of Infrared Emission by Shifting it to the Visible Range"

Kratk. soobshch. po fiz. (Brief Reports on Physics), 1970, No 9, pp 38-42 (from RZh-Radiotekhnika, No 10, Oct 70, Abstract No 10D459)

Translation: An experimental investigation was made into the possibility of detecting weak infrared radiation by shifting it in a nonlinear crystal (LiNbO_3) with a powerful pulse of emission from an argon laser. The installation used was sufficiently sensitive to create a nonlinear infrared spectrometer; it is assumed that such a spectrometer can produce broadening of the order of 1 \AA . Two illustrations, bibliography of twelve titles. N. S.

1/1

USSR

M
LDC 537.311.33

MIKOLAYCHUK, A. G., KOGUT, A. N., and IGNATIV, M. I., L'vov State University
~~Imeni Iv. Franko~~

"Electrical Properties of Germanium Telluride and Selenide Thin Films"

Tomsk, Izvestiya Vysshikh Uchebnykh Zavedeniy -- Fizika, No 7, 1970, pp 103-105

Abstract: The article describes results of the measurement of the electrical conductivity and forbidden-gap width of germanium telluride and selenide in thin films and discusses the dependence of these parameters on the structure. The results are qualitatively explained on the basis of A. I. Gubanov's theory of the electrical conductivity of amorphous semiconductors.

1/1

1/2 018 UNCLASSIFIED PROCESSING DATE--20NDV7C
 TITLE--PREPARATION AND STRUCTURE OF GERMANIUM TELLURIDE AND SELENIDE THIN
 FILMS -L-
 AUTHOR-(U2)-NIKCLAYCHUK, O.G., KOGUT, A.N. *M*
 COUNTRY OF INFO--USSR
 SOURCE--KRISTALLOGRAFIYA 1970, 15(2), 353-7
 DATE PUBLISHED-----70

SUBJECT AREAS--MATERIALS, CHEMISTRY, PHYSICS
 TOPIC TAGS--SELENIDE, GERMANIUM COMPOUND, TELLURIDE, SINGLE CRYSTAL,
 POTASSIUM CHLORIDE, METAL FILM, POLYCRYSTAL

CONTROL MARKING--NO RESTRICTIONS
 DOCUMENT CLASS--UNCLASSIFIED
 PROXY REEL/FRAME--1995/0903 STEP NO--UR/0070/70/015/002/0353/0357
 CIRC ACCESSION NO--AP0116413
 UNCLASSIFIED

2/2 018

UNCLASSIFIED

PROCESSING DATE--20NOV70

CIRC ACCESSION NO--AF0116413

ABSTRACT/EXTRACT--(U) GP-0- ABSTRACT. GEX CRYSTALS, X EQUALS TE OR SE, WERE OBTAINED ON DIFFERENT SUBSTRATES. GEX AT 300-400DEGREEK AND GEX AT 300-500DEGREEK ON SINGLE CRYSTAL AND POLYCRYST. SUBSTRATES GAVE AMORPHOUS FILMS. THE TRANSITION TEMP. FROM AMORPHOUS TO POLYCRYST. FILMS OF THICKNESS GREATER THAN OR EQUAL TO 300 ANGSTROM IS PRACTICALLY CONST., AND INCREASED AS THE THICKNESS DECREASED. THE AMORPHOUS STATE OF FILMS SMALLER THAN 50 ANGSTROM THICK COULD NOT BE CHANGED. THE INTENSITY OF THE ELECTRON SCATTERING CURVE EXHIBITED 3 MAX. ON SINGLE CRYSTALS OF KCL AND MICA, GEX FILMS OBTAINED AT 450, 500, AND 550DEGREEK WERE ORIENTED. ON MICA THE CRYSTALS WERE MORE PERFECT THAN ON KCL. FACILITY: L'VOV. GOS. UNIV., L'VOV, USSR.

UNCLASSIFIED

1/3, 024 UNCLASSIFIED PROCESSING DATE--090CT70
TITLE--VARIATIONS OF SOLAR CONSTANT -U-
AUTHOR--(02)-KONDRATYEV, K.YA., MIKULSKIY, G.A. M
COUNTRY OF INFO--USSR
SOURCE--MOSCOW, IZVESTIYA AKADEMII NAUK SSSR, FIZIKA ATMOSFERY I OKEANA,
VOL VI, NO 3, 1970, PP 227-238
DATE PUBLISHED-----70
SUBJECT AREAS--ASTRONOMY, ASTROPHYSICS, ATMOSPHERIC SCIENCES
TOPIC TAGS--HEAT BALANCE, BALLOON, METEOROLOGIC OBSERVATION, VERTICAL
PROFILE, SOLAR CONSTANT, SOLAR RADIATION, TROPOSPHERE, STRATOSPHERE
CONTROL MARKING--NO RESTRICTIONS
DOCUMENT CLASS--UNCLASSIFIED
PROXY REEL/FRAE--1991/0713 STEP NO--UR/0362/70/106/003/022/70238
CIRC ACCESSION NO--AP0110498
UNCLASSIFIED

273. 024

UNCLASSIFIED

PROCESSING DATE--090CT70

CIRC ACCESSION NO--AP0110448

ABSTRACT/EXTRACT--(U) GP-0- ABSTRACT. SINCE 1961 SPECIALISTS AT Leningrad University have been using balloons for studying vertical profiles of the radiation balance and all its components in the troposphere and lower stratosphere. The accuracy in measurements of the absolute flux of solar radiation is plus or minus 1.5 percent. Since the ceiling of aerostat soundings was about 30 km, this made it possible to extrapolate the determined values correctly beyond the limits of the atmosphere and thus determine the absolute values of the solar constant. Extrapolation of the experimental values of the flux S of direct solar radiation from the levels 25-33 km beyond the limits of the atmosphere was accomplished in two ways. The first method is based on use of Bouguer's law ($\log S$ equals $\log S_{00}$ plus $m \log p$). The transparency coefficient p of the above lying layer was obtained from data from one of the flights when there was high stability of atmospheric transparency by constructing a graph of the dependence of $\log S$ on atmospheric mass m . For all other flights the transparency coefficient was assumed to be a constant value. The S_{00} values, obtained using Bouguer's formula, are only the results of a partial extrapolation because no correction has yet been introduced for radiation absent at altitudes of about 30 km. It is known that for the integral flux of solar radiation the dependence of $\log S$ on m has a nonlinear form because at an altitude of about 30 km the atmospheric thickness attenuating radiation is small and the use of a linear dependence does not lead to significant errors in the value S_{00} . Sube, the extrapolated value of the solar constant.

UNCLASSIFIED

3/3 024

UNCLASSIFIED

PROCESSING DATE--090CT70

CIRC ACCESSION NO--AP0110448

ABSTRACT/EXTRACT--THE EXTRAPOLATION METHOD USED MADE IT POSSIBLE TO TAKE INTO ACCOUNT THE ATTENUATION OF SOLAR RADIATION BY THE AEROSOL COMPONENT SITUATED ABOVE THE UPPER LEVEL OF SOUNDING. SINCE VERY LITTLE DATA IS AVAILABLE FOR THE OPTICAL AEROSOL THICKNESS OF THE ATMOSPHERE AT ALTITUDES 30-200-KM, THIS EXTRAPOLATION METHOD EVIDENTLY MAKES SENSE. AFTER INTRODUCING CORRECTIONS FOR THE RADIATION WHICH IS ABSENT AT THIS LEVEL, ONE OBTAINS THE FINAL VALUE OF THE SOLAR CONSTANT. ON THE BASIS OF THESE AEROSTAT OBSERVATIONS AND OTHER IT WAS SHOWN THAT THE MOST RELIABLE VALUE OF THE SOLAR CONSTANT IS 1.94 CAL-CM PRIME2 MIN AND THE ACCURACY IN DETERMINING THIS PARAMETER IS PLUS OR MINUS 1 PERCENT. THIS VALUE OF THE SOLAR CONSTANT IS OBSERVED FOR WOLF NUMBERS OF 80-100. WITH AN INCREASE (OR DECREASE) IN THE WOLF NUMBERS THE VALUE OF THE SOLAR CONSTANT CAN CHANGE. THE MAXIMUM POSSIBLE DECREASE DOES NOT EXCEED 2-2.5 PERCENT. THESE DATA REQUIRE FURTHER CONFIRMATION ON THE BASIS OF DIRECT MULTIPLE MEASUREMENTS OF THE SOLAR CONSTANT BEYOND THE LIMITS OF THE ATMOSPHERE. FACILITY: Leningrad State University.

UNCLASSIFIED

S.P.N.S. 59203

L-73

3

MIKOLYUK, YE A.

11-6. CONDITIONS OF ORIENTED GROWTH OF CADMIUM TELLURIDE FOR CRYSTALLIZATION FROM THE VAPOR PHASE

Articles by A. V. Vengerov, I. I. Kuznetsov, Ya. A. Mikolyuk, N. G. Korotkiy, L. I. Mikhlin, M. P. Prigodina, K. A. Gerasimov, V. I. Fedorenko, Journal of Crystal Growth, 1972, p. 181

The epitaxial layers of cadmium telluride on different substrates were grown by sublimation from the elements cadmium and tellurium in a hydrogen flow. A study was made of the effect of the temperature of the substrate, the flow rate of the gas carrier, the temperature gradient in the crystallization zone and the composition of the vapor-phase mixture on the process of epitaxial growth and perfection of the crystal structure of the films obtained. The supersaturation factor was estimated by the variation of the Lambert parameter $\Delta Z = -R(T/K_p)$ where $R = P_{Cd} / (T_{Cd})^{1/2}$ is the product of the partial vapor pressures of the components.

Oriented crystallization of cadmium telluride on the crystal-substrate is insured by the optical selection between the temperature and supersaturation related by the distribution law of a defined type. The nature of this distribution is determined by the cooling rate of the vapor-phase mixture, the sufficiently broad range of values of which in the presence of a linear temperature gradient creates unfavorable conditions for the epitaxial growth of CrTe with respect to the unit length of the crystallization zone. The variation of the relation of the partial pressures of Cd and Te, in vapor over the growing film has a significant effect on the growth rate which is maximal in $P_{Cd} : P_{Te} = 2 : 1$; however, the nature of the distribution $\Delta Z = f(T)$ does not vary here.

The most perfect epitaxial layers of cadmium telluride were grown at cooling rates of 19.6-23.6 deg/sec. The supersaturation values in the temperature range of 580-700°C were 0.05-2.00 kcal/mol. The ratio of $P_{Cd} : P_{Te}$ changed from 0.5 to 9.0 which permitted CrTe films to be obtained of both the p and n types of conductivity with a broad set of properties.

Миролюк, Ye. A.

59261

6.1.72

3

V-14. KINETICS OF THE EPITAXIAL GROWTH PROCESS OF SOLID SOLUTIONS OF Cd₂Hg_{1-x}Te UNDER ISOTHERMAL CONDITIONS

Published by I. I. Erogorov, Ye. A. Mirolyuk, A. V. Vanyukov, Moscow; *Russkoe Radio*, Moscow, 1972, 12-17 June, 1972, p 237

The cadmium telluride obtained by extended crystallization on thin zinc and gallium arsenide and the source of the material which was prepared under isothermal conditions were at a defined distance from each other under isothermal conditions.

The study was performed by varying the process temperature, the distance between the source and the substrate, the duration of the experiment and the subsequent measurement of the thickness of the epitaxial structure with an accuracy of 0.1 micron. It was demonstrated that the temperature dependence of the thickness of the epitaxial layer in the 300-600°C range is described quite well by an equation of the type

$$h = k \exp(-E/RT)$$

where the coefficients A and B are defined generally by the substrate structure.

As a result of a study of the rate functions it turned out that the growth rates of the epitaxial layer is not constant with time and the corresponding curves have S-type shape with a characteristic retarded growth section in the initial stage of the process (incubation period). In general form the curves obtained are described well by the equation

$$h = A(t - t_0)^{1/2} B$$

where t_0 is the thickness of the epitaxial layer formed during the incubation period. A is the coefficient which depends on the substrate thickness. The variation in thickness of the epitaxial layer during the growth process is determined by the diffusion processes occurring in the solid phase and, after subtracting the incubation period, is proportional to the square root of the time.

A study was made of the effect of the excess partial pressure of mercury. The effect of the substrate on the topography of the Cd₂Hg_{1-x}Te film surface and the degree of perfection of their crystal lattice were investigated.

USSR

UDC 577.4

MIKONI, S. V., and PEREBOROV, S. I.

"Algorithm for Constructing Tests for a Class of Many-Valued Lattices"

Izv. Leningr. elektrotekhn. in-ta (Bulletin of Leningrad Electrical Engineering Institute), 1972, vyp 118, part 1, pp 146-149 (from *Elektronika*, No 3, Mar 73, Abstract No 3V445 by KII. MADATYAN)

Translation: The article suggests a method for the construction of check and diagnostic tests for combinational circuits which realize many-valued logic functions in a basis containing the functions max, min, and all one-place functions. It is assumed that single stable faults occur in the circuit. An algorithm is given for the construction of tests for circuits without the branching of variables. As is noted by the authors, the algorithm which is set forth is designed for machine implementation.

1/1

USSR

MIKONI, S. V., PEREBOROV, S. I.

"Algorithm for Construction of Tests for One Class of Multivalued Structures"

Izv. Leningr. Elektrotekhn. In-ta. [Works of Leningrad Institute of Electric Engineering], 1972, No 118, Part 1, pp 146-149 (Translated from Referativnyy Zhurnal, Kibernetika, No 3, Moscow, 1973, Abstract No 3 V445 by Kh. Madatyan).

Translation: A method is suggested for construction of checking and diagnostic tests for combination circuits realizing functions in multivalued logic in a base containing the functions max, min and all single-value functions. It is assumed that individual stable defects arise in the circuit. An algorithm is presented for construction of tests for systems without branching of variables. As the authors note, the algorithm presented is designed for machine realization.

1/1

UDC 577.4

USSR

MIKONI, S. V., POZDNYAKOV, L. N.

"Algorithm for Constructing Tests for Combination Automata"

V sb. Tekhn. diagnostika (Technical Diagnostics -- collection of works), Moscow, Nauka Press, 1972, pp 173-181 (from RZh-Kibernetika, No 7, Jul 72, Abstract No 7V425)

Translation: The algorithm is designed to construct inspection tests for combination automata, the logical elements of which implement monotonic boolean functions (\vee , \wedge) and the inverses of them (\bar{t} , \bar{D}).

1/1

1/2 025 UNCLASSIFIED PROCESSING DATE--11SEP70
 TITLE--CYCLIC UNSATURATED COMPOUNDS. 31. CONVENIENT METHOD FOR DETERMINING
 SUBSTITUENT CONFIGURATION IN POSITION SEVEN OF THE NORBORNENE SKELETON
 AUTHOR--~~NIKOS, E.P.~~, FADEYEVA, T.M., AKHREN, A.A., MIRONOV, V.A.,
 POLKOVNIKOV, B.D.
 COUNTRY OF INFO--USSR

M

SOURCE--IZV. AKAD. NAUK SSR, SER. KHIM, 1970, (11), 129-34

DATE PUBLISHED-----70

SUBJECT AREAS--CHEMISTRY

TOPIC TAGS--ANHYDRIDE, DICARBOXYLIC ACID, CYCLIC GROUP, HEPTENE,
 HYDROGENATION, THERMAL DECOMPOSITION, NMR SPECTRUM, IR SPECTRUM,
 CHEMICAL KINETICS, MOLECULAR STRUCTURE

CONTROL MARKING--NO RESTRICTIONS

DOCUMENT CLASS--UNCLASSIFIED
 PROXY PEEL/FRAME--1984/2671

STEP NO--UR/0062/70/000/001/0127/0134

CIRC ACCESSION NO--AP0200275
 ZZZZZZZZZZZZ UNCLASSIFIED

UNCLASSIFIED

PROCESSING DATE--11SEP70

2/2 025

CIRC ACCESSION NO--A0200275

ABSTRACT/EXTRACT--(U) GP-0-

ABSTRACT. HYDROGENATION OF ENDO, ANHYDRIDES

OF 7, SYN, METHYL, AND, 7, ANTI, METHYLBICYCLO (2.2.1) HEPTANE, 5, 6, DICARBOXYLIC ACIDS WAS STUDIED KINETICALLY; THE SYN ISOMER WAS HYDROGENATED AT ABOUT HALF THE RATE DISPLAYED BY THE ANTI ISOMER OR BY THE UNSUBSTITUTED ANHYDRIDE. THE HYDROGENATION MIXT. FROM THE SYN ISOMER GAVE 7, SYN, METHYLBICYCLO (2.2.1) HEPTANE, 5, 6, DICARBOXYLIC ANHYDRIDE, M. 122 TO 3 DEGREES, WHICH HYDROLYZED TO FREE DICARBOXYLIC ACID, DECOMP. 178 TO 9 DEGREES (DI ME ESTER, 8 SUB2 40 TO 9 DEGREES, N PRIME 20 SUBD 1.4933, WAS PREP. WITH CH SUB2 N SUB2). SIMILARLY THE ANTI ISOMER WAS HYDROGENATED TO THE SATD. ANALOG, M. 134 TO 6 DEGREES, WHICH GAVE THE FREE 7, ANTI, METHYLBICYCLO (2.2.1) HEPTANE, 5, 6, DICARBOXYLIC ACID, DECOMP. 169 TO 7 DEGREES. NMR AND IR SPECTRAL CURVES WERE SHOWN. THE CONFIGURATION OF THE SUBSTITUENT IN THE 7 POSITION IN THE BICYCLOHEPTENE SKELETON CAN BE CONVENIENTLY DETD. BY THE DETN. OF RELATIVE RATES OF HYDROGENATION.

UNCLASSIFIED

ZZZZZZZZZZZZ

Acc. Nr: **AP0052336**

M Ref. Code: **UR0238**

PRIMARY SOURCE: *Fiziologichny Zhurnal*, 1970, Vol 16, Nr 11, pp 10-13

EFFECT OF o, p'-DDD ON TRANSCORTIN-BINDING ABILITY IN DOGS

V. P. Komi sarenko, O. S. Mikosha, M. D. Tronko

Department of Patophysiology, Institute of Endocrinology and Metabolism, Kiev

Summary

Hydrocortisone content and the level of transcortin in plasma of dogs were determined before and after o, p'-DDD administration.

It is noted that due to o, p'-DDD administration a complete inhibition of 11-oxycorticosteroid synthesis takes place.

Injections of o, p'-DDD raised the transcortin level. The application of the inhibitor did not change the protein concentration in plasma.

//

REEL/FRAME
19820922

Val

2

UDC 539.219.3

USSR

ZEMSKOV, G. V., KOGAN, R. L., and MIKOTINA, N. F.

"Codiffusion of Elements in Chromium Aluminizing"

Kiev, Metallofizika, No 32, 1970, pp 124-127

Translation: The research results obtained in the surface alloying of commercial iron and steel 20 with aluminum and chromium from powdered mixtures of these elements in containers with a fusible seal, are set forth. It is shown that only with a definite aluminum and chromium ratio is it possible to obtain diffusion layers simultaneously containing both elements in considerable amounts. The kinetics of the process of chromium aluminizing and the distribution of elements over the thickness of diffusion layers were studied, and the nature of the change in the concentration of alloying elements on the surface of diffusion layers depending on the content of elements in the saturing mixtures was determined.

According to the concentration curves obtained by means of the MAR-1 micro-roentgenospectral installations, the coefficients of chromium diffusion in a solid solution with a varying aluminum content in it were calculated. It

1/2

USSR

ZEMSKOV, G. V., et al., Metallofizika, No 32, 1970, pp 124-127

was established that, as aluminum content in the solid solution increases, the diffusion mobility of chromium rises sharply.

Bibliography: 2 entries. Illustrations: 5.

2/2

UDC 621.387.7

USSR

GERENROT, YU. YE., RABINOVICH, S. M., and MIKRDNICH, N. A.

"Internal Stresses in Superthin Films of Electrolytic Copper"

Moscow, Zashchita Metallov, Vol 6, No 6, Nov-Dec 70, pp 713-716

Abstract: This article contains the results of a study of internal stresses of copper films 100-1,000 Å thick as a function of current density and composition of the sulfate electrolyte. The internal stresses were measured by the flexible cathode method using a specially designed, highly sensitive instrument. The experimental procedure is described, and the results are presented in the form of graphs and tables showing the cathode deflection as a function of deposition time and the scheme for adjustment of it considering the postelectrolysis phenomena, the internal stresses in copper coatings 1,000 Å thick as a function of current density in electrolytes made up of H₂SO₄ at 50, 100, 5 and 200 g/liter, and CS (NH₂)₂ at 0.4, 10⁻² and 10⁻³ moles/liter.

It is noted that the unusually high stresses (100-150 kg/mm²) detected in thin copper films during low deposition rates greatly exceed the stress-rupture strength of metallurgical copper (20-25 kg/mm²). The stress-rupture

USSR

GERENROT, YU. YU., et al, Zashchita Metallov, Vol 6, No 6, Nov-Dec 70, PP 713-716

strength of vacuum copper condensate 100-700 Å thick reaches 170 kg/mm², and it is entirely possible that galvanic deposits of the indicated thicknesses have at least equal strength. Then the internal stresses arising during electrocrystallization of copper turn out to be commensurate with the stress-rupture strength. It is concluded that the study of stresses occurring in galvanic deposits at low current densities gives reliable information about the interaction of the organic substances in the electrolyte with the surface of the electrode and the mechanism of occurrence of internal stresses.

In galvanic films of identical thickness (100 Å and more) obtained with various current densities (0.005-0.5 a/inch²), the process rate of the post-electrolysis processes is approximately the same. This can be seen from the curves recorded after halting electrolysis. Within the limits of the studied thicknesses (100-1,000 Å) corrected by taking into account the postelectrolysis phenomena, the dependence of the cathode deflection on electrolysis time is rectilinear. The internal compressive stresses for low current densities are unusually high for copper. With an increase in current density the compressive stresses drop sharply. With a further increase in the current density, tensile

2/3

- 61 -

USSR

GERENROT, YU. YU., et al, Zashchita Metallov, Vol 6, No 6, Nov-Dec 70, pp 713-716

stresses occur. The higher the concentration of copper sulfate in the solution, the lower the stresses of both signs and the more the sign of the stresses in the deposits varies with greater current density. Simultaneously with this variation, the postelectrolysis phenomena in the copper films cease, and in deposits with tensile stresses no postelectrolysis phenomena are observed.

3/3

USSR

UDC 621.313.333:538.4

KALNYN', A. Ya., ~~NIKRYIKOV, Sh. K.~~, PETROVICH, R. A.,
RUPENEYT, V. A., and ULMANIS, L. Ya.

"Flat Induction Pump Characteristics With Heterogeneous Electro-
magnetic Force Distribution Along the Channel Width"

Riga, Magnitnaya Gidrodinamika, No 4, Oct-Dec 71, pp 94 -98

Abstract : Velocity profiles and $p(Q)$ -characteristics of magneto-
hydrodynamic (MHD) machines with accounting for local slipping
along the channel width with non-uniform distribution of electro-
magnetic forces are calculated and compared with experimentally
derived results. The latter comply satisfactorily with theoretic-
cal calculations. The velocity profiles calculated for various
flow rates Q and a current load of $A=0.27 \times 10^3$ A/m show that at
pumping conditions a reverse flow exists on channel borders. The
investigation revealed that the calculation of MHD-machines by
simultaneous accounting for electromagnetic and hydraulic proces-
ses results in more precise conformity of theoretical and experi-
mental data. Five illustr., four formulas, six biblio. refs.

1/1

USSR

UDC 541.13.183

M
KOPINETS, I. F., KOVACH, Ye. T., MIKULANINETS, S. V., RUBLSH, I. D., and CHEPUR,
D. V., Uzhgorod University

"Effect of Adsorption on Electrical and Photoelectric Properties of CdS_xSe_{1-x}
Thin Films"

Tomsk, Izvestiya VUZ, Fizika, No 4, 1970, pp 41-44

Abstract: The effect of adsorption (as one of the factors effecting the state of the surface of thin films) of oxygen, water vapors, benzene, ethyl alcohol, and acetone on the electrical and photoelectric properties of a solid solution of CdS_xSe_{1-x} thin films was investigated. Experiments showed that the effect of adsorption on conductivity is a function of the thickness of the film, increasing as the thickness decreases. The adsorption kinetics also depends on the thickness of the layer: the thinner the layer, the more rapidly adsorption-desorption equilibrium occurs. Adsorption kinetics as a function of temperature was also noted: the rate of adsorption increases with temperature, probably indicating activated adsorption. The photocurrent and dark current increase under the absorption of oxygen and decrease under the absorption of benzene, acetone, ethyl alcohol, and water. The following explanation is given for these

1/2

USSR

KOPINETS, I. F., et al, Izvestiya VUZ, Fizika, No 4, 1970, pp 41-44

results: the increase in the thermoelectron work function under chemisorption of oxygen indicates that the chemisorbed oxygen is bonded with a "strong" n-bond or acceptor bond with the surface of the samples. Adsorption of benzene, acetone, ethyl alcohol, and water leads to a decrease in the thermoelectron work function, which fact is explained by their chemisorption of the "strong" p-bond type. This chemisorption leads to a charging on the surface for the positive charge and to a bending of the zones downward in the region near the surface, which condition leads to a decrease in the thermoelectron work function under chemisorption. These results are said to agree with the electron theory of catalysis of Vol'kenshteyn and with experimental results previously obtained by the authors.

2/2

- 22 -

USSR

UDC 616-001.34-057

MIKULINSKIY, A. M., SUDONINA, L. T., LASHCHENKO, N. S., KOSSOVSKIY, N. N.,
and AZOVSKAYA, I. I., Gor'kiy, Institute of Labor Hygiene and Occupational
Diseases

"Physiological and Clinical Characteristics of Vibration Sickness in
Individuals Working With High-Frequency Rotational Instruments and Ways
of Preventing it"

Moscow, Gigiyena Truda i Professional'nyye Zabolevaniya, No 12, 1971, pp
15-18

Abstract: Vibration sickness was diagnosed in 19.5% of 296 aviation industry
workers working with machines producing vibrations of 63-2000 Hz. It was
characterized by disturbances of the peripheral blood circulation, loss of
sensitivity to vibration after 1-4 years of work with vibrating instruments,
neurotrophic abnormalities and angiospasmatic reaction of the peripheral
blood vessels of the upper limbs. Cardiograms of 11 workers (of 26 tested)
showed some abnormalities. X-ray studies showed generative-dystrophic changes
in the hand bones, such as cysts, enostosis, aseptic necrosis, and degenera-
tive arthrosis. Spinal changes were in a form of degenerative spondylo-
arthrosis of the neck and chest vertebrae. A pronounced vegetative-sensory
1/2

USSR

UDC 616.001.34-057.084.1/614.33

MIKULINSKIY, A. M., Candidate of Medical Sciences, and YEFREMOV, N. I.,
Candidate of Economic Sciences, Gor'skiy Scientific Research Institute of
Labor Hygiene and Occupational Disease and Chair of Economics of Socialist
Industry of Gor'kiy University

"Social-Hygienic and Economic Significance of Reduced Occupational Morbidity
Due to Vibration"

Moscow, Gigiyena i Sanitariya, "Meditsina," Vol 36, No 8, Aug 71, pp 59-62

Abstract: The purpose of the investigations was to provide an analysis of the effect of prolonged work with strongly vibrating tools on the physiological functions of the organism, and the economic losses due to the development of occupational disease caused by vibration. The investigations were conducted at the Gor'kiy autoplant where highly vibrating pneumatic grinding tools are used in the manufacture of dies and other metal products. Changes in the peripheral circulation, cardiovascular system, and the motor apparatus were studied. Periodic examinations of the workers established that prolonged work with strongly vibrating machines induces the development of vibration pathology. The economic impact of vibration pathology was determined by a study of 56 shop workers with vibration sickness, none over 40 years of age,
1/2

- 86 -

USSR

MIKULINSKIY, A. M., and YEFREMOV, N. I., *Gigiyena i Sanitariya*, "Meditsina," Vol 36, No 8, Aug 71, pp 59-62

highly skilled and with a great deal of experience. An anamnesis of these workers revealed that during the past five years of working with strongly vibrating pneumatic tools each lost 30 working days annually because of occupational illness, their average annual productivity dropped by 11%, and the total 5-year financial loss because of such illness amounted to 167.7 thousand rubles, an amount equal to that of 23 days of the shop's output. Considerable additional losses in time and money were incurred as a result of the required medical and clinical care, hospitalization, necessary extra rest periods, and vacations, early retirements because of illness, large turnover of workers due to unfavorable working conditions, cost of subsidized retraining of workers for transfer to other occupations with training period lasting from six months to three years, and cost of training new workers. Steps must be taken to design tools with reduced vibration. A new grinding machine with an air-cushioned handle was designed in 1970. The new machine reduces vibration to a level even lower than that which is considered safe. Design and scientific research establishments and plants when planning new technical equipment must take into consideration not only their high productivity but also their complete safety.

2/2

EXTRACTION AND REFINING

USSR

UDC 669.7/.9.4(088.8)

BELYAYEV, G. S., MIKULINSKIY, A. S.

"Method of Refining Metals and Alloys"

USSR Author's Certificate No 313867, filed 10/09/68, published 10/11/71,
(Translated from Referativnyy Zhurnal, Metallurgiya, No 5, 1972, Abstract
No 5 G204 P by G. Svodtseva).

Translation: In order to increase metal quality, vapors of alkali or alkali earth metal are blown through at $5 \cdot 10^{-2}$ - $5 \cdot 10^{-2}$ l/sec per ton of metal. Blowing is conducted with a mixture of vapors of alkali or alkali earth metals with inert gases. The gas mixture should be at a high temperature, between 500-3,000° depending on the metal used.

1/1

USSR

UDC 669.71.053,2

VODOP'YANOV, A. G., KOZHEUNIKOV, G. M., MIKULINSKIY, A. S., and YEFREYKIN, V. V.

"The Role of Suboxides of Aluminum in Reduction Processes"

V. sb. Vakuumn. protsessy v tsvetn. metallurgii (Vacuum Processes in Non-ferrous Metallurgy -- Collection of Works), Alma-Ata, "Nauka," 1971, pp 213-216 (from Referativnyy Zhurnal - Metallurgiya, No 6, Jun 71, Abstract No 6G142)

Translation of Abstract: A study is made of the interaction of gaseous oxides of lower valent Al with SiO_2 and C at 1450-1700° and residual pressure of 15-22 mm Hg. Al suboxides possess reducing and oxidizing properties (Two illustrations)

1/1

Miscellaneous

USSR

UDC 669.782.018.9(088.8)

GUSAROV, V. N., MIKULINSKIY, A. S., RYSS, M. A., GETMANCHUK, V. M.
PIGASOV, S. Ye., BELYAYEV, G. S., BEDOV, I. S., and POMOVGAYEV, V. N.

"Method of Melting Calcium-Silicon"

USSR Author's Certificate No. 26515, Filed 22/04/67, Published 17/06/70,
(Translated from Referativnyy Zhurnal-Metallurgiya, No. 1, 1971, Abstract
No.1 G164 P).

Translation: A method is suggested for producing Ca-Si in an electric arc furnace by reducing CaO with Si-containing material in the presence of CaF₂ with creation of a reducing atmosphere in the furnace by adding a C-containing material to the fused charge during the period of Ca reduction. The charge is fused in the presence of the C-containing material in order to increase the content of Ca in the melt, while the Si-containing reducer is introduced after melting.

1/1

Acc. Nr.

AA0108167

Abstracting Service:
CHEMICAL ABST.

6-70

Ref. Code

UR 0482

4

M

134782b Briquets for silicocalcium production. Korshunikov
 G. N.; Nefedov, P. Ya.; Vorob'ev, V. P.; RYSS, M. A.;
 Getmanchuk, V. M.; Zalko, V. P.; Balytev, G. B.; Mikhlin, I.
 A. S. (Ural Institute of Metallurgy, Academy of Sciences,
 U.S.S.R.) U.S.S.R. 260,653 (Cl. C 212), 06 Jan 1970, Appl.
 25 Feb 1969; From *Otkrytiya, Izobret., Prom. Otkrytiya, Torarnye
 Znaki* 1970, 47(4), 26. Briquets for silicocalcium production
 were made from lime 60-70 and a carboniferous reducing agent
 30-40 wt. % to reduce the losses of Si and the consumption of
 charge materials. MISCL

ES

REEL/FRAME

19891833

18