

CO-ORDINATE REMOTE VIEWING (CRV) TECHNOLOGY

1981-1983

THREE-YEAR PROJECT

DRAFT REPORT

30 August 1983

~~SRI/GF-0253~~

This document contains  
31 pages.

Copy No. 3

TABLE OF CONTENTS

I	GENERAL DESCRIPTION . . . . .	1
II	WHAT WAS THE GOAL?. . . . .	2
III	TYPES OF TRAINEES ENGAGED . . . . .	3
IV	STAGES OF TRAINING. . . . .	4
V	WHAT HAS BEEN ACHIEVED. . . . .	6
	A. Training Has Been Achieved . . . . .	6
	B. The Phenomena Trained are not Unique to "Gifted" Psychics . . . . .	7
	C. A New Understanding Has Been Achieved. . . . .	7
VI	WHERE ARE WE GOING. . . . .	8
	A. Enlargement of the Training Pool . . . . .	8
	B. Delivery of Stage 4. . . . .	8
	C. An R&D Potential for "SEARCH" Has Come Into View . . . . .	10
	D. The Electromagnetic Connection . . . . .	10
VII	DISCUSSION. . . . .	12
	A. Background . . . . .	12
	B. The Definition of Training . . . . .	13
	C. Epochs of CRV R&D and Training . . . . .	14
	D. The Precision of CRV . . . . .	15
	E. The CRV Training Course is Carefully Designed. . . . .	16
	F. How is Progress Judged?. . . . .	17
	G. CRV Training Course Methods and Protocols. . . . .	18
	H. Summary of Increase in Yields. . . . .	21
ANNEX:	Examples of Stage 1 progress in graph form . . . . .	22

LIST OF ILLUSTRATIONS

1	The Stages. . . . .	5
2	Three-Year Program CRV Trainees/Accomplishments . . . . .	6
3	Pre- and Post-Stage 4 Achievements Averaged . . . . .	9
4	Epochs of Coordinate Remote Viewing (CRV), R&D. . . . .	15
5	The CRV Training Task . . . . .	16
6	Consolidation/Plateau Pattern . . . . .	17
7	Instructional Procedures. . . . .	19
8	General Design. . . . .	19
9	Special Features. . . . .	20
10	Five-Year Increase in Yields. . . . .	21
11	Trainees J & K progress graphs, stage 1, pl . . . . .	23
12	Trainees B & C progress graphs, stage 1, pl . . . . .	24
13	Example of complex site description, stage 2, trainee K, Copper Mine: Silver City, New Mexico . . . . .	25
14	Example of complex site description, stage 2, trainee K, Horicon National Wildlife Refuge, Wisconsin . . . . .	26
15	Example of complex site description, stage 2, trainee K, Monument Valley; Arizona/Utah. . . . .	27
16	Example of complex site description, stage 2, trainee K, Florida . . . . .	28

I GENERAL DESCRIPTION

In 1981, a three-year training program concerning potentials in CRV was established. I was mandated, through consulting contracts, to organize the work and tutor the selected personnel and technical elements of this program. The specific sponsors and work designs for this program may be found in other documents.

The three-year program is now at an end. What follows constitutes a summary report of the work undertaken, the results obtained, and certain projections for future work if a renewed effort is mandated.

II WHAT WAS THE GOAL?

The overall goal of the CRV training program was to create, out of the features of CRV previously discovered, a training program through which the elements of successful coordinate remote viewing would be transferred to client preselected trainees. Any success in achieving this, implied answers to two items which were of paramount interest at the beginning of the three-year program:

- (1) That the specific elements of the CRV methodology were not unique to their inventor.
- (2) That these elements, given instructional body, could be transferred

III TYPES OF TRAINEES ENGAGED

During the three-year program, Viewer A acted as the general R&D source person, applied to himself as a test what was discovered, and what was organized as a nucleus training course.

Subsequent to this, the first group of viewer trainees (Viewers B, C, and D) embarked on training. This first group had the distinction of being, prior to entering upon the training course, composed of persons who had had psi experience and had acted as experimental subjects in several other kinds of parapsychological experiments.

Subsequent to the first group, a second group (Viewers E, F, G, H, I) was enrolled as a further test of the methodologies evolved by Viewer A. This second group was composed of professional people, each of whom had achieved success in their various fields of interest, but none of which had acted before as an overt psychic-type of person in parapsychological experiments.

IV STAGES OF TRAINING

The training procedures have been broken down into several stages representing various elements of CRV phenomena. These stages both facilitate training, and actually follow the predictable course of increasing perception which builds itself by specific increments and importances. Stages 1 through 3 have been confirmed and delivered to trainees. Stage 4 and Stage 6 have been confirmed and are ready to be delivered to trainees upon their completion of Stage 3. Stage 5 is understood, but has not yet been solidified into a training package.

Stages 1 through 3 appertain to large site features, which become increasingly refined as a result of command over the Stage 3 techniques.

Stage 4 involves perception of specific and often invisible site elements, a good portion of which may not be available to any other technique.

Stage 5 will allow the viewer to "turn around" and begin to interrogate the signal line for specific subtle features of several kinds. See Figure 1 below.

Stage 6 allows for the construction of 3-dimensional models of the major site characteristics with increasing refinements in particulars.

THE STAGES	
SKILL GAINED	SIGNAL BROUGHT UNDER CONTROL
STAGE 1. IDEOGRAMS AND IDEOGRAM PRODUCTION	SIGNALS THAT INDUCE/PRODUCE IDEOGRAMIC RESPONSES (GESTALTS)
STAGE 2. SENSATIONS EXPERIENCED FROM DISTANT SITE	SIGNALS PRODUCING TACTILE, SENSORY, DIMENSIONAL ESTIMATES, DIRECTIONAL FEELINGS, AND SO FORTH
STAGE 3. MOTION AND MOBILITY (LIMITED) AT DISTANT SITE RESULTING IN PRIMARY ARTISTIC RENDERINGS	SIGNALS PRODUCING AESTHETIC RESPONSES IN VIEWER, SIMPLE SKETCHES AND "TRACKERS"
STAGE 4. QUANTITATIVE AND QUALITATIVE ASSESSMENTS OF VARIOUS DISTANT SITE CHARACTERISTICS	SIGNALS (MANIFOLD) THAT INDUCE ANALYTICAL COMPREHENSIONS
STAGE 5. METHODS OF INTERROGATING THE SIGNAL LINE	(STILL IN R&D)
STAGE 6. CREATING 3-DIMENSIONAL MODELS	SIGNALS (CONSOLIDATED) THAT YIELD SIMPLE REPLICAS OF DISTANT SITE FEATURES
STAGE 7. SONICS (STILL IN R&D)	SIGNALS THAT INDUCE VERBAL CONTENT
STAGE 8. HUMAN TO HUMAN INTERFACES (R&D, 1984/1985)	SIGNALS THAT IMPLY HUMAN PSYCHIC EMPATHY AND INDUCE/PRODUCE IDEOGRAMIC RESPONSES (GESTALTS)

FIGURE 1 THE STAGES



V WHAT HAS BEEN ACHIEVED

A. Training Has Been Achieved

Relevant to Stages 1 through 3, all trainees who embarked on the training course responded exceedingly well to the training procedures. The second group worked quite slowly due to other personal commitments and scheduling.

Among the first [redacted], trainees, Trainee K is nearing completion of Stage 3; Trainee J has temporarily left the course due to serious health problems. The second [redacted] candidate only entered the program in 1983, but is progressing satisfactorily.

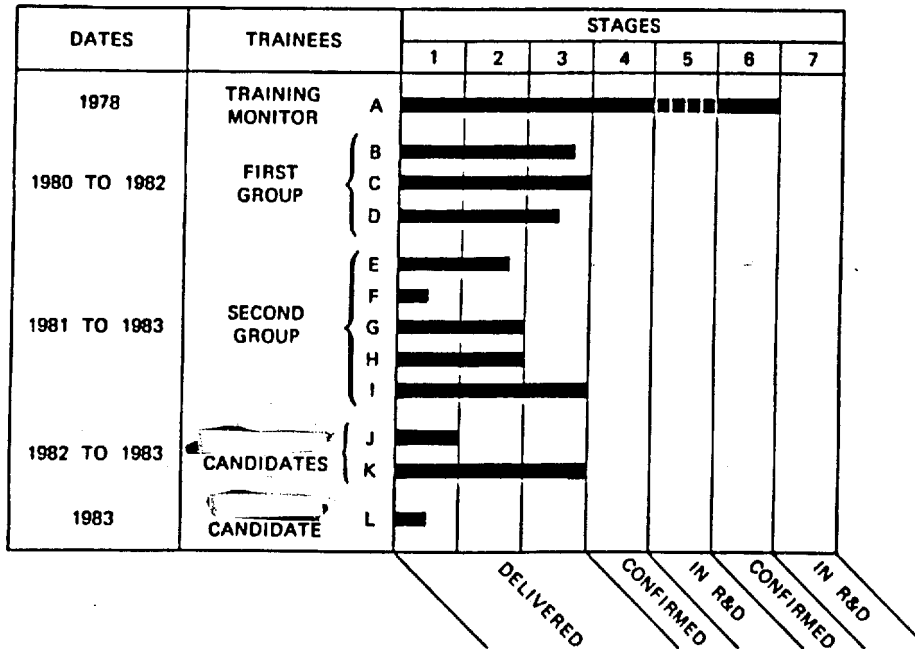


FIGURE 2 THREE-YEAR PROGRAM CRV TRAINEES/ACCOMPLISHMENTS

B. The Phenomena Trained are not Unique to "Gifted" Psychics

The overall context of the training course and the success of the given trainees has established that the basic psi-perceptual phenomena are not unique to "gifted" psychics and that given adequate understanding of them and carefully constructed training and practical exercises, selected candidates can take command of the phenomena encountered.

C. A New Understanding Has Been Achieved

With the comprehensions we now have in hand, it is clear that the psychical perceptual task is of a delicacy and complexity that goes far beyond any given understanding of it entertained in parapsychology in general. This places us in a status that obliges us to bear two things constantly in mind:

- (1) So-called standard approaches normally utilized in parapsychology are predictably limited.
- (2) The most fruitful future work probably will be built upon the knowledge and understanding of the phenomena taken control of during the three-year project.

VI WHERE ARE WE GOING

A. Enlargement of the Training Pool

In terms of future work, it is feasible and desirable to further enlarge the training pool.

B. Delivery of Stage 4

It is important that Stage 4, confirmed, packaged and ready to be delivered, be tutored to those who have completed Stage 3. Locating and stabilizing the elements of Stage 4 was quite difficult and it was in R&D for nearly two years. It involves a significant "jump" from configurational data decoded out of Stages 1 through 3, into subtle data that bear significant differences. Once Stage 4 was stabilized and self-trained by Viewer A, a significant incremental difference immediately manifested in site viewings as is shown in Figure 2 below. Stage 4 was applied by Viewer A to certain sites after Stage 4 had been isolated and confirmed. On a rating of value of 0 to 3, the pre-Stage 4 sites averaged 1.21 while those that incorporated Stage 4 techniques averaged 2.75. See figure 3 below.

PRE-STAGE 4			STAGE 4		
<u>Eval</u>	<u>Site #</u>	<u>Date</u>	<u>Eval</u>	<u>Site #</u>	<u>Date</u>
1	J.S. #1	12 Feb 80	2+	J.S. #39	8 Feb 83
1	J.S. #3	13 Feb 80	3	J.S. #40	10 Feb 83
1+	J.S. #5	3 Mar 80	3	J.S. #41	11 Feb 83
2	J.S. #8	1 Jul 80	2+	J.S. #42	11 Feb 83
2	J.S. #12	2 Apr 81	2.75 Average		
Abort	J.S. #13	3 Apr 81			
2	J.S. #14	7 Apr 81			
0	J.S. #15	8 Apr 81			
0	J.S. #16	8 Apr 81			
3	J.S. #17	9 Apr 81			
2+	J.S. #20	8 Jun 81			
1	J.S. #21	6 Aug 81			
1	J.S. #29	14 Dec 81			
0+	J.S. #30	14 Dec 81			
2-	J.S. #31	14 Dec 81			
No eval	J.S. #33	7 Jan 82			
1	J.S. #34	1 Mar 82			
0+	J.S. #35	4 Nov 82			
1	J.S. #36	5 Nov 82			
1+	J.S. #37	15 Nov 82			
0	J.S. #38	21 Jan 83			
1.21 Average					

*JS files show 009 did JS #38 with no feedback found*  
 ← (circled ?)

FIGURE 3 PRE- AND POST-STAGE 4 ACHIEVEMENTS AVERAGED

C. An R&D Potential for "SEARCH" Has Come Into View

In terms of future work, the problem of "SEARCH" should achieve a platform of understanding that has not hitherto been available under standard parapsychological approaches. These breakthroughs are expected to arrive through the context of Stage 5 (interrogation of the signal line). Although Stage 5 is still in R&D as concerns the packaging and delivery of it, there are sufficient indicators already present to indicate that the problem of search will be addressed, at least in some important understandings, through continued mapping of it.

It must be noted carefully, and based upon our ten year's of experience now, that any resolution to the "SEARCH" problem probably will only be achieved if we arrive at some understanding of how it is that the signal line might be profitably interrogated. The danger will be to proceed with ad hoc experiments which, even if marginally successful, might not yield any basic understandings leading ultimately to controlled interrogation procedures.

The achievement of finding a significant aperture through which the signal line can be interrogated without also arousing volumes of "noise" is therefore an important prerequisite for the "SEARCH" problem.

D. The Electromagnetic Connection

During the overall course of the R&D and training, sufficient phenomena have surfaced that indicate a direct connection of viewer performance with certain geomagnetic conditions. The daily parameters of basic earth electromagnetic conditions therefore achieved some interest on our part. An "eye-ball" scan of these interrelationships clearly indicates an important, but hitherto unsuspected, interaction between viewing and success in correctly interpreting the signal line and electromagnetic conditions. We expect that this unsuspected relationship will bear itself out, and if so, establish in some form the first verifiable psi-electromagnetic relationships.

In the estimation of this consultant, bearing in mind the significances of the several steps forward that have come into view during the last work epoch, the biomagnetic/psi perceptual problem should probably be given highest and first priority. The fact that earth's geomagnetic field and human physiology and psychology are both influenced by and interact with EMF has been established quite some time ago (See Presman, A.S., Electromagnetic Fields and Life, Plenum Press, New York (Prof. Pressman, Department of Biophysics, Moscow University, Moscow).) Based upon experience, if the work should proceed under the "spontaneous result" philosophy or attitude, there will be a tendency to replicate more familiar approaches.

The EMF/consciousness/psi area is unfamiliar to most of us; yet, based upon our observations, there is an astonishing degree of correlation. It is strongly recommended that an organized interest in this special phenomena be given priority.

## VII DISCUSSION

### A. Background

In considering this report on Coordinate Remote Viewing (CRV) work, several important distinguishing features may be borne in mind.

An in-depth review of the history of formal psychical or paranormal research--covering some 100 years--clearly reveals that no successful training methodologies have been located or evolved prior to the work undertaken at SRI, specifically in CRV. While certain epochs of psychical work in the past have extraordinary merit, these for the most part have had as their goal the establishing of credibility that the several psychical manifestations do exist.

These manifestations have been contacted in a spontaneous form, and displays of their arrays always have been dependent upon the innate "giftedness" of subjects if they emerged or could be located. The spontaneous forms have not in a continuing form lent themselves very well to the scientific parameters designed to "capture" them. Because of this, the "field" or "state-of-the-art," as a whole, was forced to view the spontaneous arrays through, usually, statistical methods of evaluation and averaging.

The statistical approaches have sufficed to establish credibility for the existence of spontaneous paranormal aptitudes in given individuals or groups; by itself, however, it has not been sufficient or capable of extrapolating on the exact nature of aptitude-characteristics in any given and continuable psychical manifestation.

Furthermore, seeking to utilize statistical approaches to the problems before them, psychical researchers ultimately came to seek experiments that might better increase the statistical averages they sought. This overall approach led to a drastic proliferation of random experimentations that had as their goals more experimental design but often affiliated them

less with actual psychical aptitudes. Throughout this history, the actual problem of psychical manifestations has been addressed only tangentially, if at all, prior to the present CRV work.

This problem consists of two equally important factors:

- (1) What makes superior data, when it emerges, superior?
- (2) What makes inferior data, when it emerges, inferior?

This dual problem is a problem for research (rather than random experimentation) into the different factors that govern the perceptual modes that underlay this extraordinary duality. In approaching this duality, the statistical averaging or evaluation of experiments of the superior into the inferior data is and has been of little avail in that it does not lead into intimate contact with the perceptual attributes involved.

The hallmark of the CRV R&D work--leading to training capabilities--has been to concentrate upon the exact nature of both superior and inferior arrays of data and to plumb into the exact nature of the perceptual attributes involved in each of them. It was assumed, at the outset, and correctly so, that superior data contained less or least false data among its overall contents, and that inferior data were data sets in which most of the content was false. Superior data, therefore, were data relatively free of false data, and it became easy to think of the overall problem as one of signal versus noise. The characteristics both of signal and noise had to be discovered and isolated, and it is the cumulative breakthroughs in this history that have led to constant progress in CRV R&D and, ultimately, to a training program based upon those breakthroughs so far discovered.

#### B. The Definition of Training

Prior to a training program being established, no specific set of methods or practices had been brought into existence that elevated psychical aptitudes or attributes above just merely attempting to encourage the emergence of spontaneous displays. It had been in the recent past, possible to give general orientation to individuals about the nature of psychical



abilities, and thereafter leave it to themselves to attempt to evoke spontaneous psychical displays.

It is the definition of "training" that gives the CRV project a considerable difference from orientation and spontaneous displays of psychical aptitudes. "Training" implies a prefigured regime that will, if correctly applied, lead to predictable performance which, in turn, will yield superior results. Such a training program should be considered viable if, together with increasing discoveries, it continues to develop along lines of increasingly refined results and precision.

The R&D training project has well established that predictable performance can be trained; and its results correctly extrapolated into use-oriented functions. Furthermore, the overall approach utilized in R&D continues to reveal increasingly refined capabilities which in turn, as of the close of the three-year project, imply pending entrance into some truly interesting areas of tactical concern.

C. Epochs of CRV R&D and Training

Exploration and development of Coordinate Remote Viewing (CRV) has gone through many phases: from random experimenting in 1974, ultimately to its substantive contents now isolated into a primary, but standardized, training course.

Based strictly upon the increasing success of trainees, it is anticipated that the CRV procedures will continue to increase in value as a practical applications tool. See Figure 4 below.

It is nearly impossible to talk in detail of the complexity of the tasks of precision and perceptual-control which which the viewer-trainee is faced as he or she begins to try to achieve command over the signal line. The reality of the multiple tasks involved only become apparent to the trainees during the course of their training through each subsequent stage.

1. EXPLORATORY		1972 TO 1975
2. INTERVENING AREA		1974 TO 1976
3. PROBLEM OF SIGNAL vs NOISE		1976 TO 1978
4. FUNDAMENTAL PERCEPTUAL STUDIES		1977 TO 1979 AND CONTINUING
5. <u>ISOLATION OF THE IDEOGRAM</u>		1979
6. TRAINING/LEARNING		1980 — PRESENT AND CONTINUING
7. INTENSIVE ENHANCEMENT		1982 AND CONTINUING
8. PROJECTION OF	READINESS	1983 AND CONTINUING

FIGURE 4 EPOCHS OF COORDINATE REMOTE VIEWING (CRV), R&D

D. The Precision of CRV

R&D, aligned with training, have shown that "psychic" signals offer themselves up to interpretative consciousness through a predictable series of "signal impulses." This series starts with "greatest" meaning, and evolves into "specific" components.

This predictable process has easily yielding "stages" each of which, in training, can be specifically tutored.

It is important to establish, in the context of this first overall report on CRV training, that these tasks are of extraordinary delicacy and require precision control, as will be exhibited by the trainees upon completion of each stage of training. The psychological perspective that necessarily is required to surround this operation, should be seen as a new contribution to overall perceptual psi requirements. This psychological perspective should not be assumed to resemble any other forgoing idea of requirements in the area of general spontaneous psi displays.

E. The CRV Training Course is Carefully Designed

The most important task in creating the CRV training course was to come to grips with the subtle factors involved in accepting the fact that the self-generating creative faculties of the trainee would achieve prime importance.

The second task was to design an approach that might incorporate psychic functions on a strict and repetitive basis, and yet not drive these emerging functions into extinction.

The result has been the devising of a course of training that has produced satisfactory results in these very important areas. Analysis of learning patterns, display patterns that are recognizable in other disciplines of training in which a new performance-skill is gained through precision tutoring or coaching. See Figure 5 below.

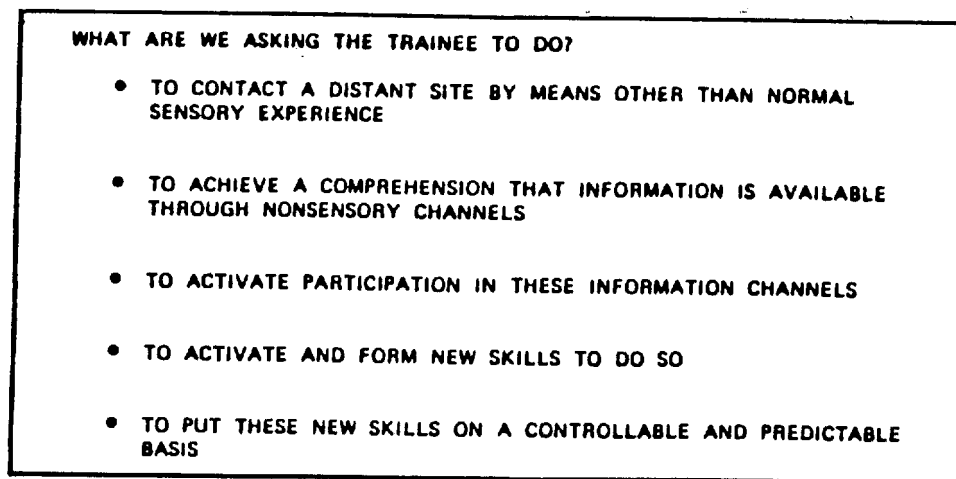


FIGURE 5 THE CRV TRAINING TASK

F. How is Progress Judged?

It has transpired that the learning patterns of the CRV training do exhibit great similarities to other learning-patterned tasks in which a new skill involving consciousness interpretation vis a vis neuro-motor functioning is gained: (i.e., sports, musical performance, machinery driving, flying, navigating, etc.).

We therefore interpret that the psychical component of CRV is not solely one of intellectual mentation, but one in which mental-physical performance is achieved.

As with a number of fields, the elements of the performance of which respond to careful tutoring, we find, during the course of CRV training first a "spontaneous" performance closely related to the "first time" phenomenology. After that, as the trainee attempts to take over both on a cognitive level and on an unconscious habit-forming control of both physical and mental responses, we see a high elevation of "noise." Shortly thereafter, as the varied elements of the tasks become organized within the intellectual-mental attributes of the trainee, we see a quick "consolidation" of the task aptitudes involved. At the end of this consolidating experience, the new skill or "plateau" emerges. See fig. 6 below.

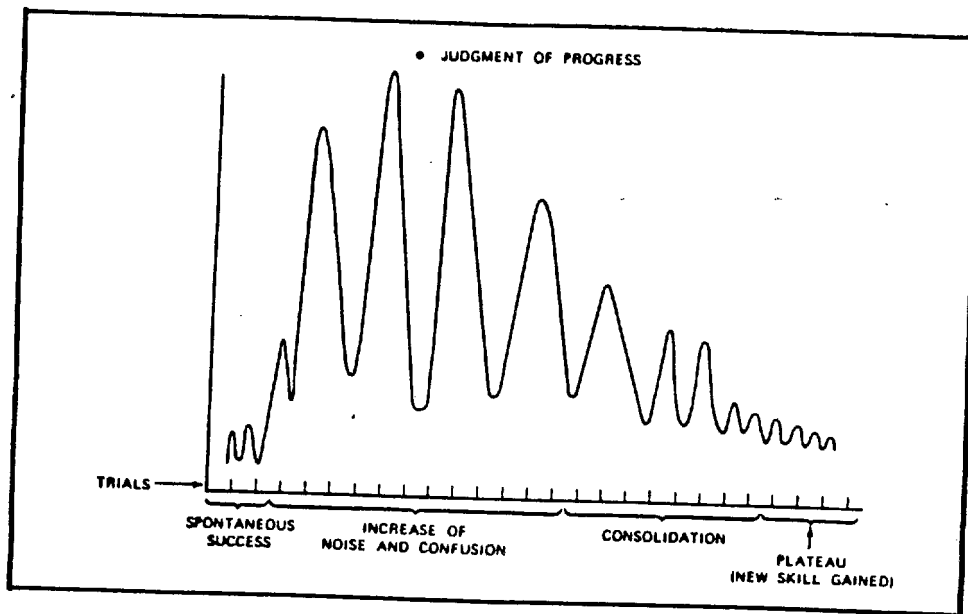


FIGURE 6 CONSOLIDATION/PLATEAU PATTERN

During the course of training on each element, within the "stages," the viewer-trainee will predictably progress through this progress pattern. Therefore, the results of each trainee both can be monitored while the training progresses, and his overall pattern of response can be displayed through the graph plan found in Figure 6 above.

Actual graphs of selected viewers will be found in Annex A. The selected graphs are few to achieve optimum understanding; it should be borne in mind that all the viewers trained have responded with near similarity to each other.

G. CRV Training Course Methods and Protocols

The general elements of the CRV training course are presented below in Figures 7 through 9.

(a) The design and establishment of the CRV training course necessitated a great deal of research into methodologies of other fields. The most effective instructional procedures ultimately utilized are found in Figure 8 below.

(b) The CRV training course is comprised of a general design, whose elements are followed in each stage of the training. While each element is of importance in its place, the element pertaining to "reactive inhibition" achieves predominant placement. This has to do with understanding the phenomena associated with "overtraining" the result of which causes the trainee to exhibit negative effects of disinterest, etc., the ultimate result of which is a type of inhibition in producing the desired elements of the training. In other psi research experiments, this inhibition achieved notoriety under the terminology of "psi-missing." It is a simple psychological effect that can be guarded against. See Figure 9 below.

(c) The training course also includes several special features which are applicable to the psi task at hand in each stage. The feedback protocol was designed to reinforce the trainee's contact with the

signal line but not to assist him with random cuing. The use of essays will exhibit the trainee's current understanding of each phenomena, and can be used to uncover areas of misunderstanding that the training monitor can not spot in advance. See Figure 9 below.

- **EFFECTIVE INSTRUCTIONAL PROCEDURES**
  - **ACTIVE PARTICIPATION:** THE LEARNER IS ACTIVELY INTERACTING WITH THE CURRICULUM MATERIALS BY RESPONDING, PRACTICING, AND TESTING EACH STEP OF THE MATERIAL TO BE MASTERED.
  - **INFORMATION FEEDBACK:** THE LEARNER FINDS OUT WITH MINIMAL DELAY WHETHER THE RESPONSE IS CORRECT. IMMEDIATE FEEDBACK HAS BEEN SHOWN TO BE IMPORTANT IN A RANGE OF TASKS.
  - **INDIVIDUALIZATION OF INSTRUCTION:** THE LEARNER MOVES AHEAD AT HIS OR HER OWN RATE.

FIGURE 7 INSTRUCTIONAL PROCEDURES

- **GENERAL DESIGN OF CURRICULUM MATERIALS**
  - THEORY
  - PRACTICAL EXERCISES AND DRILLS
  - INFORMATION FEEDBACK
    - SIGNAL LINE
    - COACHING ON CONTROL OF STRUCTURE
  - INDIVIDUALIZATION OF INSTRUCTION
  - REACTIVE INHIBITION
  - ENDING OF PRACTICAL SESSIONS
  - DAILY REPORTS
  - FINAL SURVEY

FIGURE 8 GENERAL DESIGN

- SPECIAL FEATURES

- FEEDBACK PROTOCOL

- SILENCE, IF SOME STATEMENT IS WRONG
- PROBABLY CORRECT (PC)
- NEAR (N)
- CAN'T FEEDBACK (CFB)
- CORRECT (C)
- SITE (S)

- USE OF ESSAYS

- CONSTANT OBSERVATION OF TRAINEES' ATTITUDES

- CONSTANT SUPERVISION FOR POSSIBLE MISCOMPREHENSIONS OR MISUNDERSTANDINGS

FIGURE 9 SPECIAL FEATURES

H. Summary of Increase in Yields

While there is, of course, yet a significant amount of work to be done, especially relative to training in the upper complex stages, the following generalized graph illustrates general increase of yields (1980-1983) in several categories of importance. See figure 10 below.

## CRV ( COORDINATE REMOTE VIEWING ) POTENTIAL

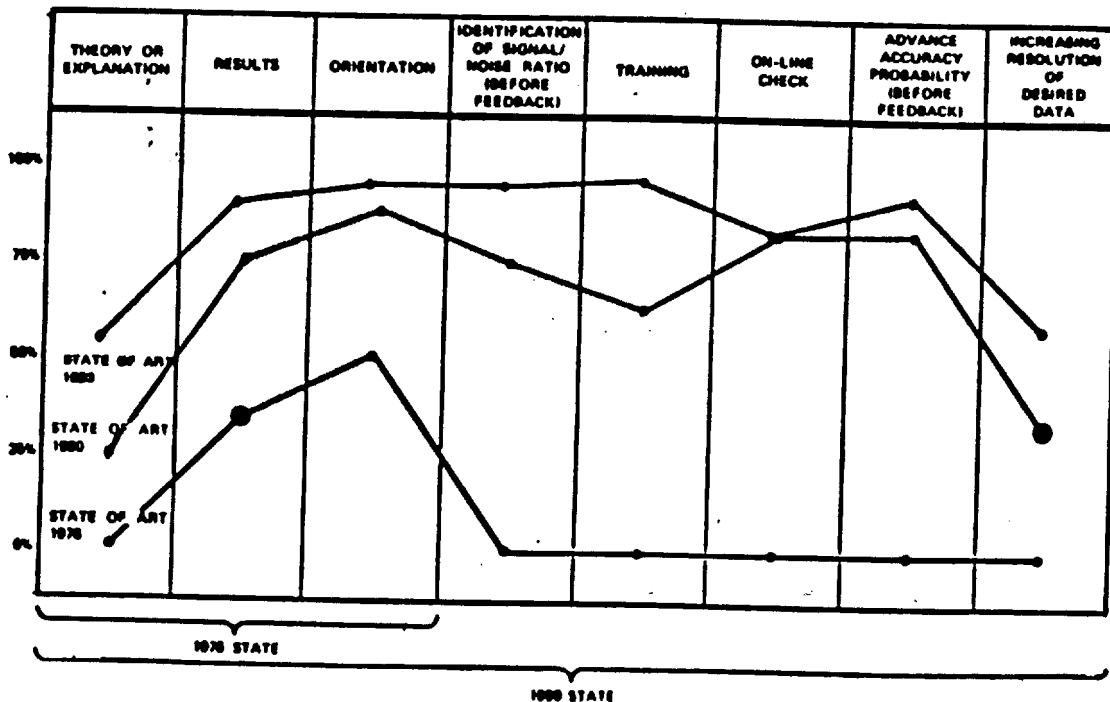


FIGURE 10 FIVE-YEAR INCREASE IN YIELDS (1978-1983)



ANNEX

Examples of Stage 1 progress in graph form

With reference to the consolidation/plateau pattern as shown in figure 6, each trainee proceeds to learn through four recognizable patterns of learning: spontaneous success, increase of noise as separate elements are dealt with separately, consolidation of the elements, and, finally, a new plateau of skill. In the following figure 11 and 12, the elements of two selected trainees J & K are shown, and these are compared with first group trainees B & C.

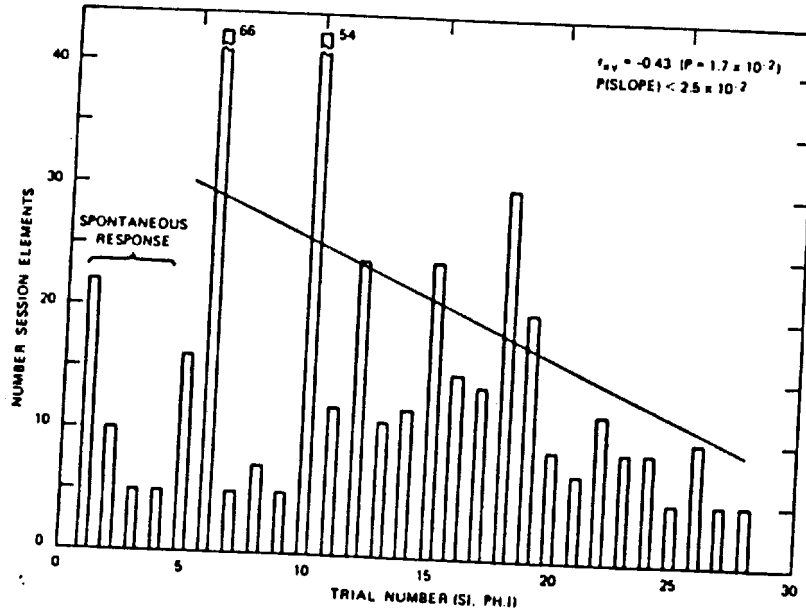
It can be seen that the learning patterns are approximately the same, the end product being conscious control of the signal and a generating of an accurate and noiseless signal line.

Following figure 12 are four consecutive examples of selected trainee K at the culmination of the new plateau achieved as a result of stage 2. Stage 2 involves signal-line perception of delicate site features that must be handled and achieved in a manner totally different from Stage 1 techniques. Stage 2 techniques, however, often can generate a total site-comprehension, as the four samples indicate.

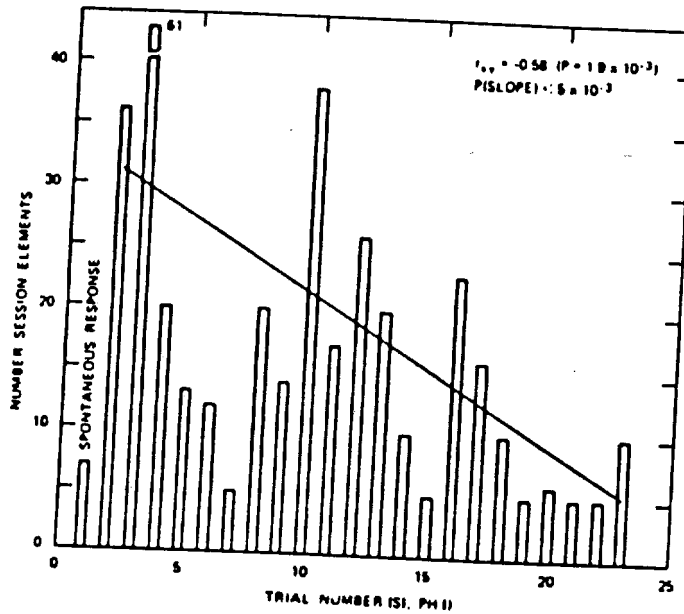
As of the writing of this report, two trainees (I & K) are nearing completion of stage 3. An additional report will be tendered concerning stage 3 upon their completion.

Stage 4 has been confirmed, packaged, and is awaiting delivery to training candidates who have successfully completed stage 3.

TRAINING PERFORMANCE



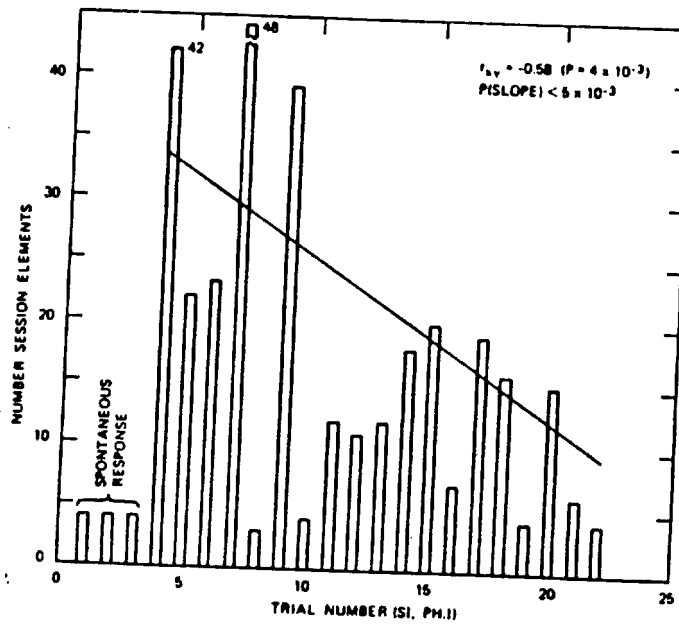
(VIEWER J)



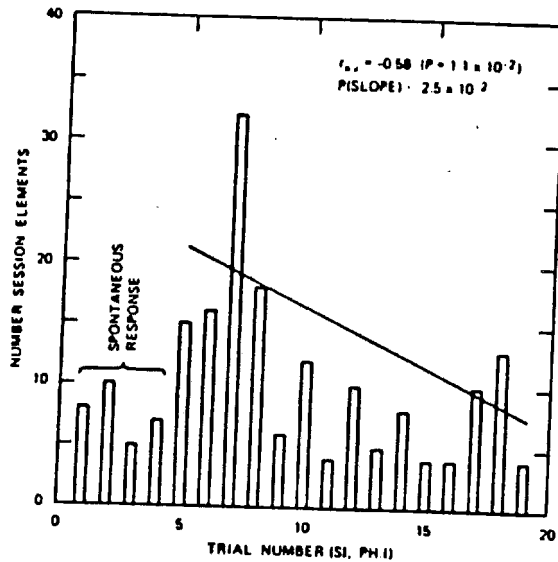
(VIEWER K)

FIGURE 11 TRAINEES J & K PROGRESS GRAPHS, STAGE 1, pl.

### TRAINING PERFORMANCE



(VIEWER B)



(VIEWER C)

FIGURE 12 TRAINEES B & C PROGRESS GRAPHS, STAGE 1, p1.

CPYRGHT

32° 38' 45" N  
108° 21' 30" W



A dropped

A flat-down-flat down fl

B- —


S-2 Brown PC  
Crusaty PC  
light cFB  
white PC  
Green c  
← mine

Aol Break

Mine in  
Bisbee Az.

43° 34' 32" N  
98° 58' 8" W

CPYRGHT



A flat  
B land

S-2 - hard CFB  
grainy CFB  
Green A  
Cool PC  
West PC

stucked CFB  
white CFB  
wet C  
Patchy C  
shump CFB

Marshy Area S

L



Buttes c  
fall skinny buttes  
large flat bottom  
Valley c

A- flat top  
down  
B- large Valley


5-2 deep as

wide c  
long c  
small

FLORIDA

CPYRGHT

27° 51' 9" N  
82° 29' 10" W



A long

B -

A  
Conf Break

5-2

long c

flat c

hard c

directions

manmade

concrete

loud noise

smells

AT Break  
Blah

noisy smelly  
Busy Place  
Airport