

INSCOM

GRILL FLAME

PROJECT

SESSION REPORT

*Copy 1 of 2 Copies*

CLASSIFIED BY: Director, DIA  
REVIEW ON: 30 Sep 99  
EXTENDED BY: Director, DIA  
REASON: 2-301-C (3) (6)

**GRILL FLAME**

**SECRET**

**SECRET**

SUMMARY ANALYSIS

REMOTE VIEWING (RV) SESSIONS C 47 AND C ~~48~~<sup>53</sup>

1. (S) This report provides documentation of two of four remote viewing sessions (see also Sessions C54 and C55) conducted in compliance with a request from OACSI, DA. This office was requested to provide information concerning what was described

SG1A

2. (S) The remote viewer was highly motivated during these sessions. He was able to achieve his normal state of relaxed concentration and was able to resolve target area impressions. The initial information provided the viewer for the first session (C47) was geographic coordinates. As the viewer "scanned" the area, he was immediately attracted to a circular building which may have been in an area later identified as being 3,300 meters SWW of the target. In the second session (C53) the viewer seemed to be unable to focus on the target but provided some relevant terrain data which appeared appropriate.

3. (S) The protocol used for this session is detailed in the document, Grill Flame Protocol, AMSAA Applied Remote Viewing Protocol (S), undated.

4. (S) Following are transcripts of the viewer's impressions during the remote viewing sessions. At TAB A are drawings made by the viewer reference his impressions of the target site. See TAB B of Session Report C54 and C55 for available target data.

**SECRET**

SESSION  
**TAB**

**SECRET**

TRANSCRIPT

REMOTE VIEWING (RV) SESSION C 47

#66: This will be a remote viewing session (edited for security).

PAUSE

Our area of interest today is designated by geographic coordinates:

SG1A



PAUSE

#1: Ahh. . . I got a extremely strong impression. You . . when you read these coordinates.

#66: Tell me about your impression.

#1: I appeared to see a rather large circular building. It was sort of to the . . side of some kind of a . . (not audible). . I want to say a nodule shape. They were . . looked like upside down glass . . glasses. Three. A group of three and . . there was another group of three and they were kind of like to the side. Its like . . they look like the tip of a cigar tubes. They were standing in the air maybe . . 2½ to 3 stories tall. They were kind of clustered and they were connected to this circular building. o/c

+03

PAUSE

And the . . .

PAUSE

#66: Very good. Tell me more about this location.

#1: Its . . .

PAUSE

**SECRET**

~~SECRET~~

+05

I . . . I sense that . . . there are . . . a number of hills in the area but this . . . this is like in a valley between two rows of hills. And there's . . . there's what appears to be a meandering type road. Going . . . going by the . . . by the edge of the valley like. Its . . .

#66: Tell me more about the area where the buildings are.

#1: That's . . .

PAUSE

They're about . . . Its flat, flat ground . . . I get a strong sensation that there is a . . . a . . . some . . . portion . . . There's something . . . some portion of this facility or whatever it is, is underground.

PAUSE

Its . . . I don't know.

#66: Tell me about the feeling that makes you say that.

+07

#1: I don't . . . Its like there's a . . . I don't know, its . . . might be giant steel balls or something that are buried in the ground.

PAUSE

Its . . . It connected to the . . . to the . . . dome shape . . . the cigar end. The cigar shaped object.

PAUSE

There's nothing visible of the underground objects. They're just buried there.

#66: Um hm.

#1: And they have something to do with the cigar and . . . there's a . . . what looks like some kind of a . . . a . . . there's a pad shape.

PAUSE

Very long. Flat. Concrete. Pad shape. With . . . appears to run along the side of the . . . these tube shape objects. And its . . . larger . . . its larger than a road . . . larger than a road,

~~SECRET~~

~~SECRET~~

but I feel like something is driven up onto it.

PAUSE

There's . . . some kind of a . . . a . . . I get a strong impression of a . . . of a . . . high density magnetic fields or something. Some kind of magnetic fields. . . in this area for some reason.

#66: Tell me about the sensation which makes you want to say that.

+10 I'm. . . I'm . . . I'm . . . feeling these . . . these, these. . . pulsationtype fields in relation to the . . . the circular building.

PAUSE

I . . . I get the feeling that the. . . I don't . . . Its a feeling of a lot of . . . power. A lot of power being used there but, but . . . its . . . its dead ended there. Its not going anywhere else. Its not . . . I get the sensation its not manufactured there. Its being used. ✓

PAUSE

Very powerful magnetic fields. . . in a circular building.

#66: All right.

PAUSE

Tell me. . . about your position of observation.

#1: I'm on a . . . I'm on a short hill to the . . . I don't know why. . . Southwest. Somewhere Southwest. Maybe . . . 2,000 meters looking across this . . . this short valley.

#66: Okay. Fine. Position yourself above the exact center of the area you've been describing at an altitude where you can conveniently see the natural boundary of this group of buildings, this group of objects you've been describing.

~~SECRET~~

~~SECRET~~

+13 #1: They're . not. . They're not all . . . They're not . . not buildings. This circular one is a building. And there are other buildings there but . . . the circular building is the key structure. And in the center it would be . . it would be Southeast of the . . cylinder objects. And then the . . concrete pad is to the . . left of these cylinder objects. And then, to the . . to the right of the circular building there is a . . some other buildings, square buildings. Three large square buildings.

PAUSE

There . . . There's a large . . large . . power switching plant there behind those three, three large buildings. Oh, North, North. . North of them. Northwest of them. Then there's . . sort of a . . appears to be another single large square building. Southeast of them. There's many smaller buildings there, I think. I don't see these, I sense that they're there.

#66: All right. Fine. Just relax and concentrate now and listen to my voice while I talk to you a little bit.

PAUSE

*Be careful!!!  
Be careful!!!*

You say that the circular building is the significant building at the area. Has there been any recent change or a recent new construction, recent change in mission which you sense about this area?

#1: Ahhh. . .

PAUSE

+15 #1: I . . . I . . .

PAUSE

I sense the . . the under . . the underground objects have something to do . . with the . . with the . . function. They're . . They are . . They are not keyed to this. The . . the circular building type object is the key. . to this and there's . . I see a ring inside of rings shape.

PAUSE

There is a . . .

PAUSE

~~SECRET~~

~~SECRET~~

+16                    These are half . . half-moon shape objects that are . . new built objects. They are up and down inside the ring. I don't . . I can't tell if I'm . . I'm seeing these through the roof of the circular building if they're on the roof of the circular building.

#66:                Okay.

PAUSE

#1:                There's a . . . There's a . . what appears to be . . something inter . . interconnecting the three buildings to the circular building. I can't . . . I can't tell if its . . a covered walkway or . . a tunnel type or a block house type walkway or . . . I see just the lines that interconnect with these buildings.

#66:                Okay.

#1:                To the circular building.

#66:                Tell me about the activity at the present time. Right now what's the activity at the location?

PAUSE

+19                    #1:                Its . . . Its like in a . . like its in . . like its being . . prepared. I don't . . . if that's a good word.

I don't get the feeling of . . construction, but I get the feeling that its . . preparation. Nearing completion. The sort of reaching a turn on time.

PAUSE

Its something that's going to be done there that it was built for. But I don't . . . want to say construction but its not construction, its . . . Its been made ready, sort of prepared for something.

PAUSE

+20                    The preparation is almost finished (not audible). The activity is more of a . . last minute checks, last minute . . pruning up or . . that sort of thing. I don't . . I don't. . I don't know how to . . .

~~SECRET~~



~~SECRET~~

#66: Okay, fine. Just relax now for a minute. Relax and concentrate. I have one more question that I want to ask about. I'd like you to tell me a little bit more about the steel balls underground. I'd like you to tell me more about those.

#1 Very, very large.

PAUSE

Oh. . . .

PAUSE

I . . I sense that the walls on these are extremely thick.

PAUSE

I sense there's . . they're made for . . extremely dense atmosphere. Maybe even a very . . . violent atmosphere. Some . . distinctively new technology was necessary in their construction. Its very large and new, very heavy. . and very, very thick.

#66: Tell me about what is inside the balls. Tell me about the inside.

PAUSE

+23 #1: Ah. . . Ah . . . There's a . . group, group of some form of rod shaped objects. That . . . I get a feeling of enormous compressed atmosphere and heat. And some kind of control. Some elements of control there. I . . . Some form of . . rod type objects. I don't . . .

PAUSE

I don't know how to describe it.

#66: Tell me your feelings. Don't concern about describing. Tell me how . . what your sensation is, what you're feeling.

#1: Violetn, violent atmospheric pressure. Atomic atomizing type . . atmosphere. Like air is . . air is decaying even.

PAUSE

~~SECRET~~

~~SECRET~~

I just. . . even the molecular air is changing in this . . . these spheres. I . . . I can't . . . these spheres. I . . . I can't . . . Its like . . . a feeling that you would find on the sun.

#66: All right. Fine.

#1: The air is (not audible).

#66: Okay. That concludes the questions that I have at this time. I would like to provide you now with the opportunity . . . to say anything more that you'd feel you'd want to say about this target and when you're through, it'll be time to draw.

+25 #1: I get. . . I get the feeling of enormous amount of energy is being drained by this facility . . . from a power source. But the amount its using is only a minute. . . part of the . . . amount of force its producing. But the force is some kind of field type force. Its not a output type thing. Its . . . like the field type thing. And . . . that's all I . . . that's all I sense right now.

#66: Okay, you've done. . .

#1: I get a very, very quick feeling when I was looking at the circular building and trying to see into it. It was . . . a breathtaking type feeling. Heart pounding. Exhilarating type feeling. I don't know why. But . . . I got that feeling.

#66: Very good.

PAUSE

#1: I sense there's a dam close by to this. A dammed waterway or a reservoir. Its very distant.

#66: Okay. At this time I'd like you to bring your attention to focus back, back in the room here. Move your arms and move your legs.

#1: Oh, I don't think I can move my one arm.

PAUSE

#66: There you are. You kind of had it curled up there, it might have gone to sleep on you. When you're comfortable and ready, its time to sit up and draw.

~~SECRET~~

~~SECRET~~

#66: How do you feel?

#1: Very, very tired for some reason.  
Really, I don't know if its tired of if its  
totally relaxed.

Its a . . .

PAUSE

The steel balls interest me because . . . I  
did some . . . metalurgical studying on nautical  
engineering and the thickness of these things  
or what the thickness appeared to be . . . its  
inconceivable to me that they could have con-  
structed these damn things in one, you know,  
they couldn't have done it in one piece because  
its too large. So, I get the impression that  
there's some new technology there that's . . .  
has to be some welded plates that . . . I don't  
maybe I'm wrong but . . . I . . . They're just real  
astounding. The view that I have is that . . .  
there are three cigar shape objects clustered  
in two groups of three. This sort of . . . Looked  
like the tips of bullet (not audible).

PAUSE

This is the very first impression what I'm  
drawing now that I had.

#66: Why don't you put a page number one on that, okay?

#1: My, my first impression appeared to be my best  
impression. So, I want to draw them exactly  
as I was impressed upon. There was this . . .  
long concrete type object. And the circular  
building type. And these were somehow connected.  
I don't . . . I get a feeling of like . . . almost  
all these buildings in this facility or whatever  
it is were connected. That's strictly my first  
impression with hills back here. This type  
object and hills here.

PAUSE

That's the first impression.

PAUSE

Page 2, now, looking down on the circular build-  
ing as being in the middle.

~~SECRET~~

~~SECRET~~

Approved For Release 2002/05/17 : CIA-RDP96-00788R000100020001-9

#66: All right.

PAUSE

#1: And calling this North.

#66: Okay.

#1: I had the feeling the valley was like this with hills here to the Northeast and hills here. But there was some kind of a meandering type river or something over here.

PAUSE

And that somewhere from this direction was a power source. I sense power source because there was a lot of power. You know, like main out put. 150 kva lines or something coming from there. Three buildings in a row were here. And what appeared to be the power whatever it was back here and that these were interconnected by lines to the circular building. Lines meaning covered walkway or walkway or tunnel or something's interconnecting all of these. I got the impression that the three dome type structures and the two groups of three type dome type structures were here . . the same kind of lines. And these enormous steel cylinders were here.

#66: The underground?

#1: And were underground.

#66: Um hm. How many underground balls were there?

#1: Two. That I could see. Or sense. The enormous size of these is really . . they could be some form of underground storage tank or something for something, but . . . I . . I . . seems like I would have sensed that. This circular building also had a . . appeared to be a very large building here. But this was a fuzzy impression. And the concrete strip was here like this.

#66: Before you pull that off there, write the word "underground" and draw it to those two things that go underground here.

PAUSE

#1: Okay.

PAUSE

Approved For Release 2002/05/17 : CIA-RDP96-00788R000100020001-9

~~SECRET~~

~~SECRET~~

- #66: That way anybody can look at the drawing that wasn't sitting here watching you drawing.
- #1: Oh, I can change them to dotted lines.
- #66: That's okay.
- #1: I feel better when they're dotted lines. Maybe they're dotted outlines in the ground or something.

PAUSE

Page 3, when I looked at the spheres I got the idea that cross sectional, if you were to cross section one of those spheres, you would have a shape something like this looking at it from the side.

- #66: Okay. Are these the underground objects?
- #1: Yes. The underground objects.
- #66: All right.
- #1: You would have a . . . more of an egg shape to the center of the sphere, this being . . . the steel and that's what bothers me about them. I can't conceive somebody making a sphere these large, this large, by . . . by . . . any functional way, except welding of huge plates and I don't know of any way of welding plates of this thickness. I can't conceive of that. But then there were like these rod type objects appeared to be in the sphere like this. In the ceiling and I don't . . . I don't know if those were tubes or exhaust ports or what they were.
- #66: Okay. Is there anything coming off of this sphere that goes any place?
- #1: I didn't see anything coming. I'm sure there must be, but I didn't. . .
- #66: And you didn't perceive any . . . anything coming from the spheres going to something else? It was just underground by itself?
- #1: Ahh. . .
- #66: I don't remember you saying anything and (not audible).

~~SECRET~~

~~SECRET~~

#1: I don't remember saying it. That's something I would probably have to do in another session.

#66: Okay. Right now, you don't?

#1: I don't remember seeing anything coming off the spheres.

#66: Okay. Fine.

#1: Or anything.

#66: Okay.

#1: I . . . I feel that . . . they're definitely related to these . . . cigar shaped objects that would be over . . . these things are almost over the top of them.

I sense looking down, Page 4, looking down on a circular building, I kept getting this impression. These great . . . I don't know what you call it. Like half - big sections of banana peel or something. If you will. That kind of went down like this and for some reason I kept feeling there were circles or rings around it. Very strong impression of that.

#66: Okay now, this thing that you're drawing me, is that . . . you started out your sentence by saying - Number 4 here that when you looked down at the building you saw this and then you went on to explain. For me, just looking at this, it looks like you've drawn a side view now is this a side view of what you perceived.

#1: This is a side view.

#66: Okay.

#1: Of what I perceived. But I don't know . . .

#66: But when you concentrated then on the round building, this kind of what . . .

#1: Yeah. Right. I don't know if its inside or on the roof. Because I didn't sense . . . like I was seeing in the roof.

#66: All right.

#1: Or seeing through a roof.

~~SECRET~~

~~SECRET~~

#66: All right.

#1: So it was . . . its impossible for me to tell if its inside or on the roof.

#66: All right.

#1: But these . . . as viewed from the side, looked like this. And, I don't . . . I don't . . . know that . . . these rings are stacked like this because from the top they looked like this. Some form of rings.

#66: Okay.

PAUSE

#1: That's essentially it.

#66: Okay.

#1: Then I sensed a dam to the Northeast somewhere. Some kind of reservoir or dam to the Northeast.

#66: Okay, fine. Is there anything you'd like to add to.

#1: I sense that it gets very cold there in the winter.

#66: It gets very cold in the winter?

#1: Yes.

#66: Okay. Can you tell me anything more about these pulsations you felt?

PAUSE

#1: If I were standing inside a 50,000 gauze magnet, and you were to clock it on and off, that's the feeling. Like, if you were right in the middle of a huge magnetic field that was . . . that was . . . producing sufficient power that to maintain it would be impossible so hence you would have to pulse it.

#66: All right. Fine.

Okay, that'll do it then.

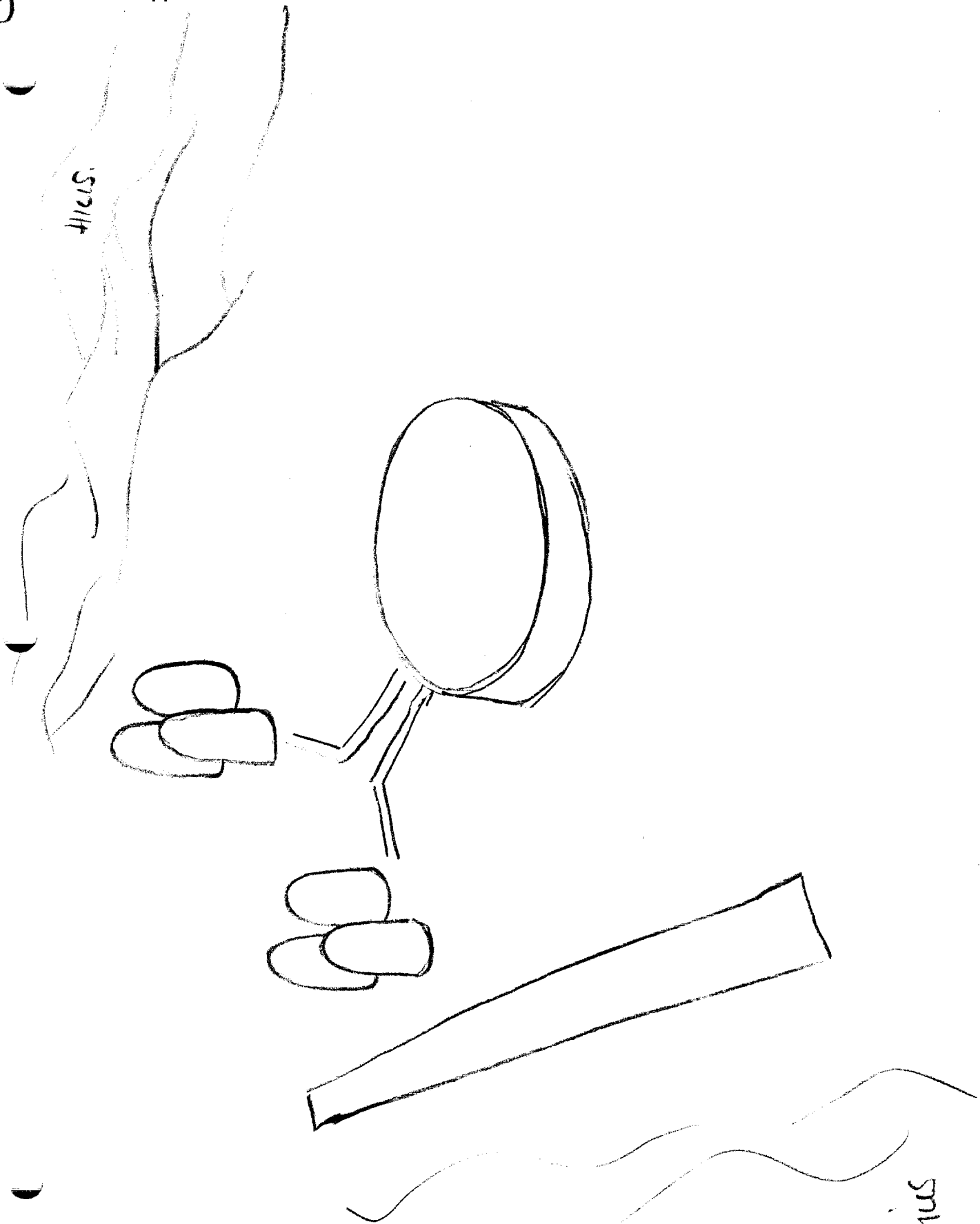
~~SECRET~~

TAB



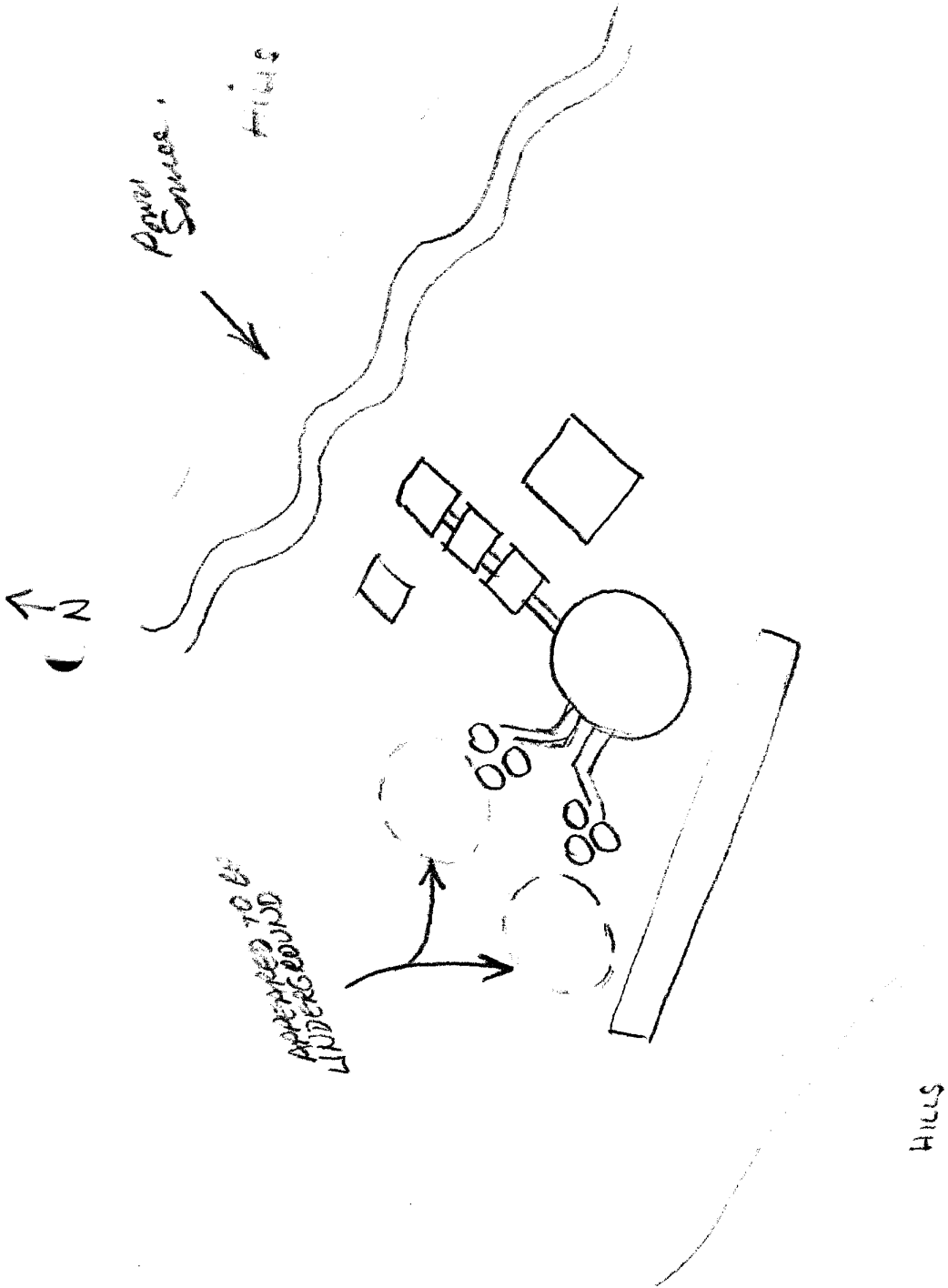
7

HICS

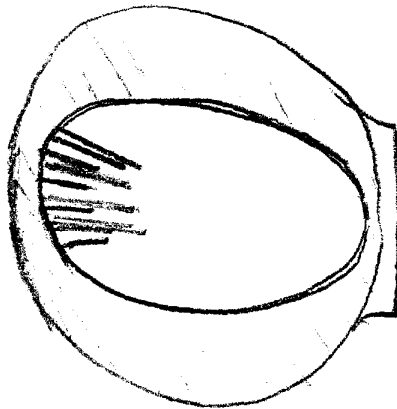


HICS

2



3



(4)



SESSION  
**TAB**

**SECRET**

TRANSCRIPT

REMOTE VIEWING (RV) SESSION C 53

TIME

#66: This will be a remote viewing session.  
(Edited for security.)

PAUSE

Its now time to focus your attention on the  
area of interest for today.

SG1A



PAUSE

We've looked at this area and we've looked in  
this vicinity before. Focus your attention  
on that area at this time and describe your  
impressions to me.

#1: Oh, seems . . . seems to be a very . . very  
rugged area. Kind of open. Sort of like . .  
sort of like looking . . sort of like looking  
down. Sort of up . . .

PAUSE

I think . . I was in . . in the valley. South.  
Before.

PAUSE

And . . . And I should have been . . . in the  
mountains, North.

PAUSE

There's a . . .

PAUSE

I feel like I was . . . in the valley to the

**SECRET**

~~SECRET~~

Approved For Release 2002/05/17 : CIA-RDP96-00788R000100020001-9

West. I should have been in the . . mountains.  
For some reason.

PAUSE

I got very cold feelings on my feet. ✓

#66: Look down at your feet and describe what you see. ✓

#1: Frozen muck.

PAUSE

Doesn't make any sense.

PAUSE

Its mud but its hard.

#66: All right . . um . .

#1: Hard in places.

PAUSE

#66: I want you to relax and concentrate now and I want you to simply listen to my voice for a minute. Its very difficult not to . . to analyze in a problem like this. I want you to make sure that you . . . you provide me with only viewing information and let me determine at a later time the analytical. . . Its possible that . . . that in your descriptions being somewhat analytical about your direction that you have. . . you have inappropriately described your directions which is satisfactory.

I want you just to relax and concentrate and report that which you want. But don't build a scenario out of whatyou say, just report to me that which you see. It is possible from your descriptions for me to tell you that this area that . . where your feet are in something that's cold may in fact be an area that's actually South of the round building you viewed before. So to start out, I'd like you to move back to the area of the round building that you described before andperhaps we can work from that area . . and use that as a home center. And we work from that area. So move your awareness now back to that round building and tell me when you are there.

Approved For Release 2002/05/17 : CIA-RDP96-00788R000100020001-9

~~SECRET~~

~~SECRET~~

Approved For Release 2002/05/17 : CIA-RDP96-00788R000100020001-9

#1: Hmmm. I'm . . . I'm on the same hill. Looking at the round building. Looking down in this flat area.

#66: All right move directly over the round building now.

#1: Okay, I'm over the round building.

+08 #66: All right. I want you to look now, face North now turn slightly and face Northwest. Now move 10 kilometers, 10,000 meters, 10 kilometers Northwest. Move 10 kilometers Northwest . . . and describe that area to me.

PAUSE

#1: Its . . . There's some . . some kind of . . dark metal things on pads. Its like little square foundations. Hol . . . Holding up . . some kind of a . . a metal . . structure.

#66: All right. Describe your position of observation.

PAUSE

#1: Standing.

#66: All right.

#1: Standing.

#66: 10 kilometers, 10,000 meters Northwest of the round building. Observe that area from 1,000 feet altitude. . . and look down and describe what you see.

PAUSE

+10 #1: See a large triangle.

PAUSE

Large triangle shape.

PAUSE

Some kind. . . Some kind of . . diagonal, I went through it.

It looks like a . . Its like a pitched roof. (Not audible) very, very tall support structures. With a cross piece on it.

Approved For Release 2002/05/17 : CIA-RDP96-00788R000100020001-9

~~SECRET~~



~~SECRET~~

#66: All right. Now at this time, I would like you to move back to your focal point, back to your home center, back to the round building. Tell me when you are there.

#1: Okay, I'm at the round building.

#66: All right. Now at this time I want you to move Southeast. Move Southeast. Fifteen kilometers, 15,000 meters, 15 kilometers Southeast. . and describe the area to me.

PAUSE

#1: Feel like there's . . . water. It feels like there's a lot of water.

#66: All right.

#1: I felt like . . its very cold, very cold water.

#66: All right.

#L: Its not a . . Its not a lot of water. Its just like . . Like a big . . lake. A big lake. Its very cold water though.

#66: Okay, at this time return to your home center, return to your round building. Tell me when you are there.

#1: Okay.

PAUSE

I'm at the building.

#66: All right. Now. I want you to move at this time only about 3 kilometers, a little more than 3 kilometers, 3.3 kilometers to the Northeast. To our area of interest. The target that we are interested in 3.3 kilometers Northeast of the round building. Describe the area to me.

PAUSE

+16 #1: I see . . . a lot of Christmas trees.

PAUSE

Very. . . very large conical trees. And I . . sense there's . . some very rugged hills.

~~SECRET~~

~~SECRET~~

#66: All right. Fine. Now, I would like to try something here. I would like you to move back to the round buildings, back to the round building.

#1: Okay.

#66: Tell me when you are there.

#1: I'm at the round building.

#66: All right. Now at this time I want you to move Southwest exactly 3.3 meters. Southwest of the round building.

#1: Meters??

#66: Kilometers, 3.3 kilometers. 3,300 meters Southwest of the round building.

#1: There's . . . some kind of a intersection of lines. There's . . . two ribbon like things that are meeting together.

#66: Okay. I want you now to concentrate on this area. Focus your attention on this area. Don't feel obligated to talk to me for a couple minutes. Just focus on this area. I want you to put all your effort into focusing on this area. Do so now.

+18

PAUSE

#1: There's . . . something I want to say about it.

#66: All right.

#1: I see . . . formal rooms cut from rock or something. They're like . . . They're lit. I'm looking at a ceiling of a room that's cut from rock and its lit with bulbs. I don't know why.

#66: All right.

#1: There's . . .

#66: Okay.

#1: Just these rooms.

~~SECRET~~

*check page 4*

~~SECRET~~

Approved For Release 2002/05/17 : CIA-RDP96-00788R000100020001-9

#66: Okay, relax and concentrate now. We have to . . . we have to control your focus of attention so that you explain this area to us in a manner which we can understand. You have access to any and all parts of this area but we must proceed slowly in the description of this area so that we can understand. Let us start from the outside. Move your awareness outside of this area. Looking down at this area from a comfortable altitude, and describe this area.

+20

PAUSE

#1: I see a . . . a . . . two . . . two intersection valleys and there's a . . . high peaks by the side. Two valleys.

#66: Move lower down now closer to the ground. Lower down.

PAUSE

#1: There's a . . . There's a railroad thing that goes through the big valley.

PAUSE

There's a road that intersects in the valley with the main road.

PAUSE

There's a . . . looks like . . . looks like block house. Three block house buildings. No, there's . . . there's more than three. There is . . . seven or eight buildings, I see. I feel a turbulence here. A violent turbulence. Like high winds. High winds.

PAUSE

There's . . . There's a forest. There's a lot of forest.

#66: Okay. Now at this time I would like you to concentrate for one minute on how your descriptions would fit into a sketch map. I want you to . . . draw me an overhead sketch map of the directions that I've had you look. It will not be necessary for you to draw the individual items on the ground that you've seen, but just an overview map of the directions in which you have looked showing the

Approved For Release 2002/05/17 : CIA-RDP96-00788R000100020001-9

~~SECRET~~

~~SECRET~~

objects in those directions. So I want you to focus your attention now on an overview of the general area in which we have been looking so that you might be able to draw us a sketch map.

PAUSE

#1: Okay.

+25 #66: When you are ready, okay, sit up and draw then.

#1: I don't want to come back.

#66: Is there something about the target that you feel like you want to tell me.

#1: No. Its just . . comfortable feeling.

PAUSE

Just a comfortable feeling.

PAUSE

Felt like I was riding a horse.

PAUSE

You know, the up and down motion of a horse?

#66: Um hm.

#1: Felt like I was doing like a slow gallop.

PAUSE

Like riding down the road in a real comfortable old Cadillac with the springs shot where it gets that rhythmic bounce to it. That's what it felt like.

PAUSE

#66: Okay, I'm interested in just kind of a one drawing, kind of a just a sketch map of the directions you looked from the round building.

#1: Okay. We'll signify the round building by a small circle right in the center.

#66: All right.

~~SECRET~~

~~SECRET~~

#1: And, we'll put some wavy lines in both sides to signify there. . the two. . what appears to be the hills on either side. This being a valley type situation.

PAUSE

About here, I sense a lake of some sort. And there's a river that runs through this valley that meets this river.

PAUSE

When I first went to the target I sense that this was . . this shaded area just down South of the . . the round building, was like a . . I don't know, it was sort of like semi-soft, semi-hard mud. Some sort, like this might have been a low lying area in here. This shaded area might have been a low lying area. Up about here where the square is I sense a lot of objects standing on concrete pedestals. Some kind of metallic structures which I can . . draw something of, I guess. And, I sense that about here I guess might be. . some kind of shoreline either a big lake or some bay or something.

#66: You're drawing that. Where is that in relationship to the thing?

#1: Due North of the circular building.

#66: Okay.

#1: This is . . The scale on this map is probably 100 by 100 miles I guess.

#66: All right.

PAUSE

#1: Up here in this area . . which I'll just generally outline, I felt like I was in the midst of a lot of mountain peaks and heavily forested with . . these giant conifer trees. Up here. And that it was pretty much desolate around that area. Its just . . It was like a forest in the middle of nowhere.

#66: Um hm.

PAUSE

~~SECRET~~

~~SECRET~~

#1: And then, in the square is this hill, range of hills, where I finally wound up, I sense the same kind of thing. Very . . . not high. . . mountains or anything, but fairly, fairly high hills that were very rugged. Extremely rugged . . . hills.

#66: Can, can . . . Can you write in words by your drawings there so that we can determine them. Because when we look at your drawings without the recording, its kind of hard to see.

#1: Okay.

#66: What you're talking about.

#1: Extremely rugged hills here. This is the round building. These were . . concrete and steel structures.

PAUSE

These were. . . rugged hills also, but . . with heavy forest covered. This was a depression . . with cold hard mud. These were hills. Water. Lake. Rivers.

And then, these hills right here I sense some kind of mining operation or something that had been transformed from a mining operation. . into . . usable work area for some reason. What would you like a drawing of now?

#66: I think that that will be sufficient for this session. I think that that looks good. See then we'll come back and maybe focus on some of these areas.

#1: Okay.

I don't know . . I was down in this area . . . in the valley, where two valleys came together and there appeared to be a road, a main road and a road tract that went through the main valley but there was a small road coming off the side. And on the West side of the main valley there appeared to be a group of buildings. But before I could see the buildings, I was looking at the . . . concentrating on the intersection of the road and for some reason, all of a sudden I was

~~SECRET~~

~~SECRET~~

in this long . . . angularly carved cavern type thing, room. Low ceiling. But very formally cut in the rocks and it went for a distance. I get the impression like . . .

#66: Where was that on the map that you felt . . . ?

#1: That was in the . . we'll call it Block "A".

#66: Okay.

#1: That was in Block "A".

#66: All right.

#1: I don't know why, all of a sudden I was in this cavern thing but its sort of like converted salt mines or something you know that was being used for something.

#66: Okay, fine. That looks good.

~~SECRET~~

**TAB**



①

