

~~SECRET~~

22214  
1

ORCON/NOT RELEASABLE TO FOREIGN NATIONALS

INSCOM

GRILL FLAME

PROGRAM

SESSION REPORT

CLASSIFIED BY: DIRECTOR, DIA  
REVIEW ON: *MARCH 2000*  
EXTENDED BY: DIRECTOR, DIA  
REASON: 2-301c (3 & 6)

GRILL FLAME

~~SECRET~~

~~SECRET~~

SUMMARY ANALYSIS

REMOTE VIEWING (RV) SESSION CCC-14

1. (S) This report documents a remote viewing session conducted in compliance with a request for information on a target of interest.
2. (S) This report represents the fifth attempt by this viewer to access this target area (see CC96, CC98, CCC5 and CCC11). He was able to attain his usual state of relaxed concentration. Ambient room noise was minimal and the viewer remained undisturbed throughout the session. The viewer's concentration was broken one minute prior to scheduled start time. The actual start time was delayed 5 minutes to allow the viewer time to regain his composure.
3. (S) The protocol used for this session is detailed in the document Grill Flame Protocol, AMSAA Applied Remote Viewing Protocol (S), undated.
4. (S) Following is a transcript of the viewer's impressions during the remote viewing session. At TAB A are drawings made by the viewer reference his impressions of the target site.

~~SECRET~~

~~SECRET~~

TRANSCRIPT

REMOTE VIEWING (RV) SESSION CCC-14

TIME

#66: This will be a remote viewing session for the 6th of March, 1980. We have an on-target time of 1400 hours.

PAUSE

SG1B Relax, relax and concentrate. Relax and concentrate. Focus your attention on your target for this afternoon. Relax and concentrate. Focus your attention on the target: [REDACTED]

SG1B [REDACTED] Relax and concentrate and describe the target to me.

PAUSE

+04 #01: Got a clear impression of a...looks like the top of an umbrella...like the spokes on the top of an umbrella...and there's...uh...it's like a...it's not a, from my vantage point it looks alot like a..uh..cylinder shape, but it's not a cylinder. It's ..uh..just the angle that I'm looking at it and this umbrella thing is superimposed over the front of it.

#66: Describe your position of observation.

PAUSE

#01: I think I'm standing to the front of this..uh..some kind of object, large object, and I'm, and I'm looking at this..uh..this umbrella structure standing up on end.

#66: All right. Move up over the target, a thousand feet over the target so that you may see clearly the entire layout below you. Move to a thousand feet right above the target.

#01: Ok.

#66: Now. You can see below you quite clearly and all things below. What picture is it you see below you?

PAUSE

~~SECRET~~

~~SECRET~~

+07 #01: Like I'm looking at a harbor. The reason why I say that 'cause I'm...uh...I'm seeing a...uh... what looks like the pattern of a quay pier (phonetic) or ramp with...uh...what looks like hull outlines. It was a very, very large hull outline there. I think, I think there's the .....uh...that's where the...uh...umbrella pattern was.

PATTERN

#66: Examine the target area without reporting for a few minutes.

PAUSE

+12 #01: Seeing...uh...seeing rather large section ground. To the...uh...north I'm seeing a rather large bay and coast area, and...uh...appears to be a extremely large city. There's ships in the bay, and there's some kind of...can't tell if it's a military or civilians...there's an airport there. I keep being drawn back to the ships, for some reason. Keep being drawn to the...uh...there's a ship that's relatively larger than the others, and has this umbrella pattern towards the front. There's a...uh...some kind of construction just off its bows to the front right on the side of the harbor. Looks like dredging. A lot of dredging is going on. It's like the...uh...quay (phonetic) is being rearranged for some reason. There's two... uh...warehouse buildings by the construction.

#66: Tell me about the perspective, your position, as you observe this.

#01: About a thousand feet up, looking north.

+15 #66: Look straight down, straight down.

PAUSE

#01: See (phonetic) two things right under me. Seeing some kind of a, to the left, to my left at about two hundred and twenty degrees just almost directly under me, I see a, some kind of a, a, oh, some kind of an erector set type affair with a, a box fastened to it. There's a, there's a road going away from that, and there's like a, uh, kind of a tactical vehicle parked by it. There's a frog like (phonetic) front to the..uh..vehicle, and under me, to my right at about one hundred and sixty degrees, there appears to be a some kind of pattern on the ground. It's like Vs with cross-bars. I, I can't make out what they are. It's like a section of Vs with cross-bars, and...uh...

~~SECRET~~

~~SECRET~~

+18 a number of poles or pipes that I'm looking straight down on. There's a C shaped building. It's like a C right next to it, but it's not very large. Some vehicles parked around it. That's all I'm seeing.

#66: Tell me about the C shaped building.

PAUSE

#01: Humm...it's like a, looks like an economized building. A very quickly erected flat roof structure. It's sitting on blocks. It's perhaps, almost square one hundred and twenty by eighty feet. There's four cylindrical shapes on the ceiling, on the roof. There's what appears to be a covered entry way that sticks out approximately eight to twelve feet from the front wall. There's a, I'm getting an impression of a gate house or a guard house, or something, in the fence or the front.

#66: Ok. I want you to explore the C shaped building without reporting to me.

PAUSE

#01: Ok.

#66: Describe what you have seen.

+23 #01: I see alot of dust free areas, and there's tables like with what appears to be shelves to the front or center of the table, and there's, there's items on the table that have a reflective surface, and they appear to be some form of semi-assembly line type things. Like delicate construction of some form. They look alot like...if you were to cut the hydraulics out of an aircraft, they look alot like the hydraulic of an aircraft. Only they're very shinny and clean, and they're being pieced together.

#66: Tell me about the present activity.

#01: Seems to be some kind of lull in activity for some reason. There's a, it's like a, an elongated break or something. Like everybody gets three hours off, or something before they resume work. I don't, I don't sense it's a abnormal occurrence. I, I feel like it's a, an everyday kind of occurrence. The siesta time comes into my mind, for some reason.

3  
~~SECRET~~

~~SECRET~~

+25 #66: Move now through time to a work period and describe it to me.

PAUSE

#01: Getting sharp noises, loud noises, like some kind of an impact machine, and there is a, like a smell in the air like a, not, not solder but like braizing.

#66: Tell me about the people.

#01: They're more like blue-collared technicians, and than white-collar lab type people. It's more like each person is trained a specific portion of the job and he does that as like piece-work. There's alot of beards.

#66: Examine the people working in this time period without reporting.

PAUSE

#01: Ok.

#66: Describe the people to me.

+30

#01: They're, I want to say Indian, high cheek bones, slight, very, very slight oriental cast to the eyes. Dark, darker than normal skin. Get a less, lessened, less than patient outlook. I don't know why I say that. There's an impatience. Uh...sort of an unruliness about them. They're dark hair, brown eyes. I don't, I don't think they enjoy the work they are doing, but they, they don't, it's not a ...uh...it's not a personal dislike. It's a dislike for doing that as a choice of things to do. I don't know how to explain that either.

#66: All right. Relax and concentrate now. Move back .....to present time. Move back now to present time. Move up over the target designate.

#01: Ahhh...

#66: I have no further questions of the target at this time. If there's anything you'd like to add, please do so now.

~~SECRET~~

~~SECRET~~

#01: No. I'm not, I don't think I'm entirely sure what my target is. Uh...for some reason I sense three or four targets here. I, I don't know why I get this feeling, but I do. But I'm not going to add anything.

#66: Ok. Fine.

#01: Ok. On page 1. The very first impression I had was this umbrella shape. I call it an umbrella shape because it looked like an umbrella unfolding. Looked something like this. I don't know if I'll be able to do this thing justice here, but...

#8.5: You mean a collapsible umbrella, ok.

#01: It was something like that, and this just kind of faded away down here. And the second impression, it wasn't a second impression. I was trying to look through this umbrella shape, you know, expand my view out and I felt like I was looking up at what appeared to be a cylindrical shape that was like this and had a black line around it but I get the feeling that this was not a cylinder, but it, in fact, might have gone back, you know, this way, on this little dotted box I'll demonstrate. I got the feeling if this was the, the star panel is the umbrella shape, that this thing might go back like this. Ok. Like I was looking at the end of something...looking up at the end of something, and, that's essentially the first impression that I had.

And then I went up in the air and I was looking down at a, a harbor and...this is page 2....I'm going to try to approximate the shape of this harbor, I got a impression of a point of land coming out, sort of like this, and then coming back, like this. This being, the arrow, or arrows being the predominant current flow, and the dotted portion of this harbor being man-made, right here. And, back here, were like clays coming out, or ramps. I got like a, a rather large hull shape here with...uh...like smaller hull shape here, smaller hull shapes. And, over here, there was, in this kind of undefined area over here, was construction with the hull shape with a star in it. Had something to do with the construction, and, kind of to the edge of this construction was like two warehouse type shapes. Like that. I just felt like there was construction in this general area, here.

~~SECRET~~

~~SECRET~~

And then around this harbor all the rest of this, all out here was all city with this being, that being north and an airport being down here about south, southwest, and where I was when I was doing that I figure was, I was probably like at ten thousand feet looking due north. So my position being the center of page 3.....depicted by the star..... I was seeing this harbor....light thing up here... contour of one end kind of went like that..... and the impression of a very large city here, and this was a large city. Now the difference being, this was probably one million people plus and this was probably two hundred and fifty thousand plus. Then I got, then when I looked down back up here in some ....this was kind of like farm land up in here. A very green, lush type farm land, and then some range kind of hills. You know, flowing hills all in here. Back in here are some really rugged type hills. This is at least where they started, and at point A, like I get an impression of this box like thing and an erector set and a tactical vehicle.....

And that was like it...uh...two hundred and twenty degrees. This being north, and then back over here is where I was getting the impression of a..... I'm not sure if the C was pointed....the C legs of the building were pointed towards the north or the south. It was actually neither. It was a little off-set. It was a C shaped building. I want to make sure this is right. It was approximately the same size in width and length only this would be like eighty feet; this would be like one hundred and twenty feet, and to the front right of that I got an impression of ..Vs with ladders on them or bars. Like ground patterns, and..uh..oh, well I'll do that when I draw the building. That's essentially the layout.

#8.5: What's that. These patterns here, is that parallel to the ground, just like we're looking at it, looking down on it, or is that standing vertical. That's lying on the ground or standing vertical?

#01: Well, you know I got the feeling, let me think a minute here. I got the feeling in order to see this pattern you had, you were looking, it was tall, but you were looking down through it, ok. You're looking down.... almost like a TV antenna. Like you looked obliquely at TV antenna. You know. You get this...just like overlay pattern, ok. Well that's, that's what it appeared to be. As if I was looking obliquely at it.

~~SECRET~~



~~SECRET~~

Like it was just a little bit off my right front. Almost directly under me.

Page 4. The C shape building.....was clearly a C shape building. I get an impression of.....well some kind of a pattern like this, and then I got an impression of an overhang that was at least twelve feet out from the wall of the building. Then I also had an impression of a fence with some kind of a guard thing in a walkway that went like this, and the....oh! it had...uh...four big circular things. Looked like fan ducts, or something on the roof, and it was a quick erect building with a flat roof. Maybe a gravel fill on the roof, and it was not something that you would.....if you were going to build a permanent building, you wouldn't build it as quickly or as, you know, you just wouldn't. This isn't a kind of a permanent structure you would put up. Excuse me....for investment purposes or anything. And, there was some vehicles out here by the front. I, I don't know exactly where, but there were vehicles in the front. Only I know there's a road leading from.....on page 3.....leading from this A thing. There was a road that led away from there. Like towards the coast. Inside I got the feeling I was in some form of dust free area. Like it was a controlled dust free area, and I was seeing these, these long benches like.

This is page 5.....that had like shelves down the center of 'em..... That sort of thing and you could work on both sides of this table. These were, you know, the working areas were on both sides, and it was like an assembly line type affair. Only it was in a dust free area. And there was people standing around this thing, and there was...uh...I can't draw these. I just got an impression of, of rather complex hydraulic type design type things that were real shinny. They're like they've just been freshly machined, ok, and while I call them hydraulic devices, I can't say that's what they. That's what they most closely resemble to me...are hydraulic devices. Like they've been cut out of aircraft or.....like they appear in an aircraft, ok, and, and I don't know why I choose aircraft over a boat or, you know, machinery, or some other thing that uses hydraulics, but that is what they most closely resemble. The only other thing that I had was real strong impression for the type of people. They're not oriental people.....

~~SECRET~~

but they appear to be because they have a very, very slight Oriental cast to their eyes, and the higher cheek bones, and the skin is darker than, darker than caucasian but not quite dark enough to be called Negroid (phonetic). They have brown eyes, dark hair. Not necessarily brown hair; it could be black, but it's a dark, dark hair, ok. Quite a few of 'em had beards, and I was struck by the impression that they were worker bee types on some kind of a break. An elongated break like, you know, let's take three hours off, and go out and play soft ball or something; then we'll come back and get back to work. That kind of break and that's essentially it.

#8.5: That, that, that, sounds logical. I, I have no questions now. It's going to take me a week to work with what he's given me here.

#01: Ok.

#66: I have one question I'd like to ask. Addressing the devices that are being handled, manufactured, assembled, or whatever in this building...uh...the description that you've given me fits the term mechanical as opposed to chemical, electrical...uh... I don't know...mineral, or whatever. What do you feel about that?

#01: Well, now there's a mechanical, electrical mix and the electrical portion are on off switch type motor appendages or something. Something that moves or intridicts movement into the device is electrical. The device, itself, is mechanical. It's of sufficient sensitivity in its construction that it requires this dust free atmosphere and like, I get the impression that everything was very, very clean. You know. The pullover slippers, the white gloves...uh...I just get this impression that, that they're even protecting this, whatever it is, these devices are, they're protecting 'em even from body oils, you know, of your hands. That sort of thing.

#8.5: That one thing you left out was...uh...that list of scriptive, descriptive was repair. Did you consider that in this statement. I just want to know your feeling about it.

~~SECRET~~

- #01: Well the devices are brand new. I get the impression they're brand new. Like they're freshly machined. Now, it may be that they're replacing some other item that's in service. I don't know. I don't.....I think it may be a modification to an existing device.
- #66: Ok. Uh...the other question I had is for a time I had you explore the building without reporting, and when you came back you gave me this description of this area. My question is, is this a portion of the building that you've explained, or is this entire building devoted to...uh...what you've discussed here or don't you know?
- #01: I don't know. I, I hesitate to answer that. I don't...it could be a very small portion; it could be a very large portion of the building. It's not all of the building.
- #8.5: Would you mind going back and looking at this building another time?
- #01: No. I wouldn't mind. Certainly would.
- #8.5: It's a very interesting building. We are quite concerned about it.
- #01: Sure. You bet. Do that.
- #66: The only other additional comments I'd like to make.....uh.....I'd like you to make are to again address the subject matter that you brought up reference your feeling that you didn't know what was your target in the area.
- #01: Oh, yeah. I said at the...I said while I was ...uh...getting ready to draw earlier that I felt like there was no specific target and that I was just kind of looking around and that there were really four or five things that could have been targets, and that...uh...I, I just didn't know really what the target was. I didn't have a feeling like I was being actually targeted at something specific. I was just looking around, and just providing details on what I was seeing with no specific target. Oh, and one other thing I'll add, is that I felt like it was a very hot, hot muggy climate, 'cause I was.....I just got that feeling.

~~SECRET~~

~~SECRET~~

I don't know. Just a hot, muggy climate.

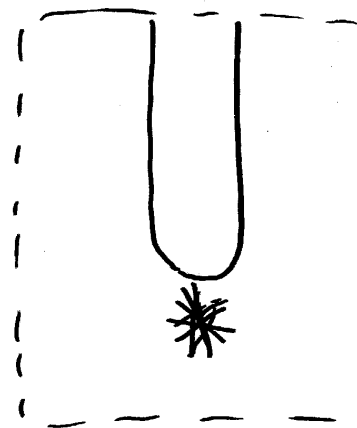
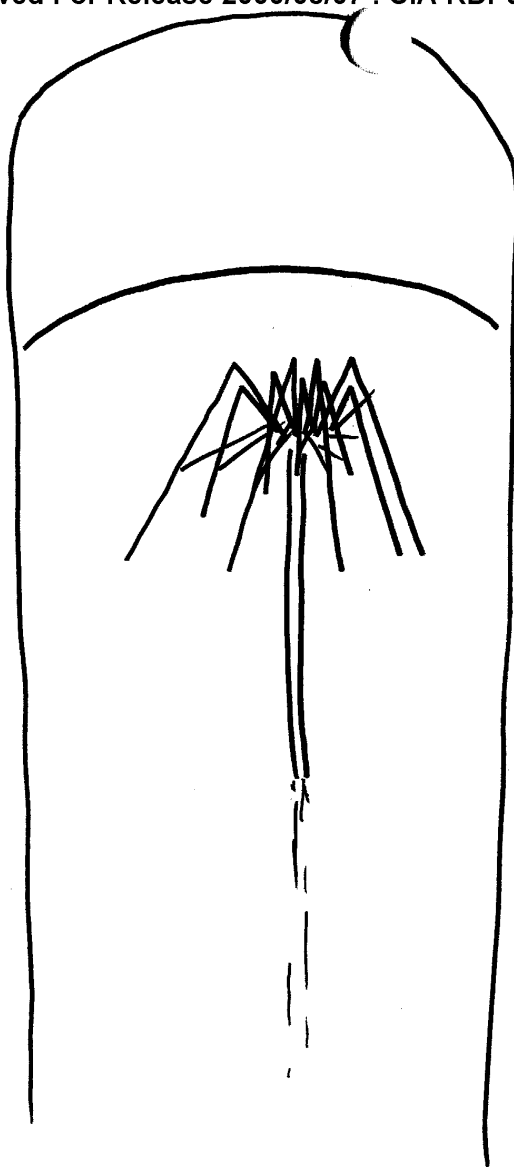
#8.5: I think it was a very good session.

#66: Ok.

#01: Yep.

~~SECRET~~

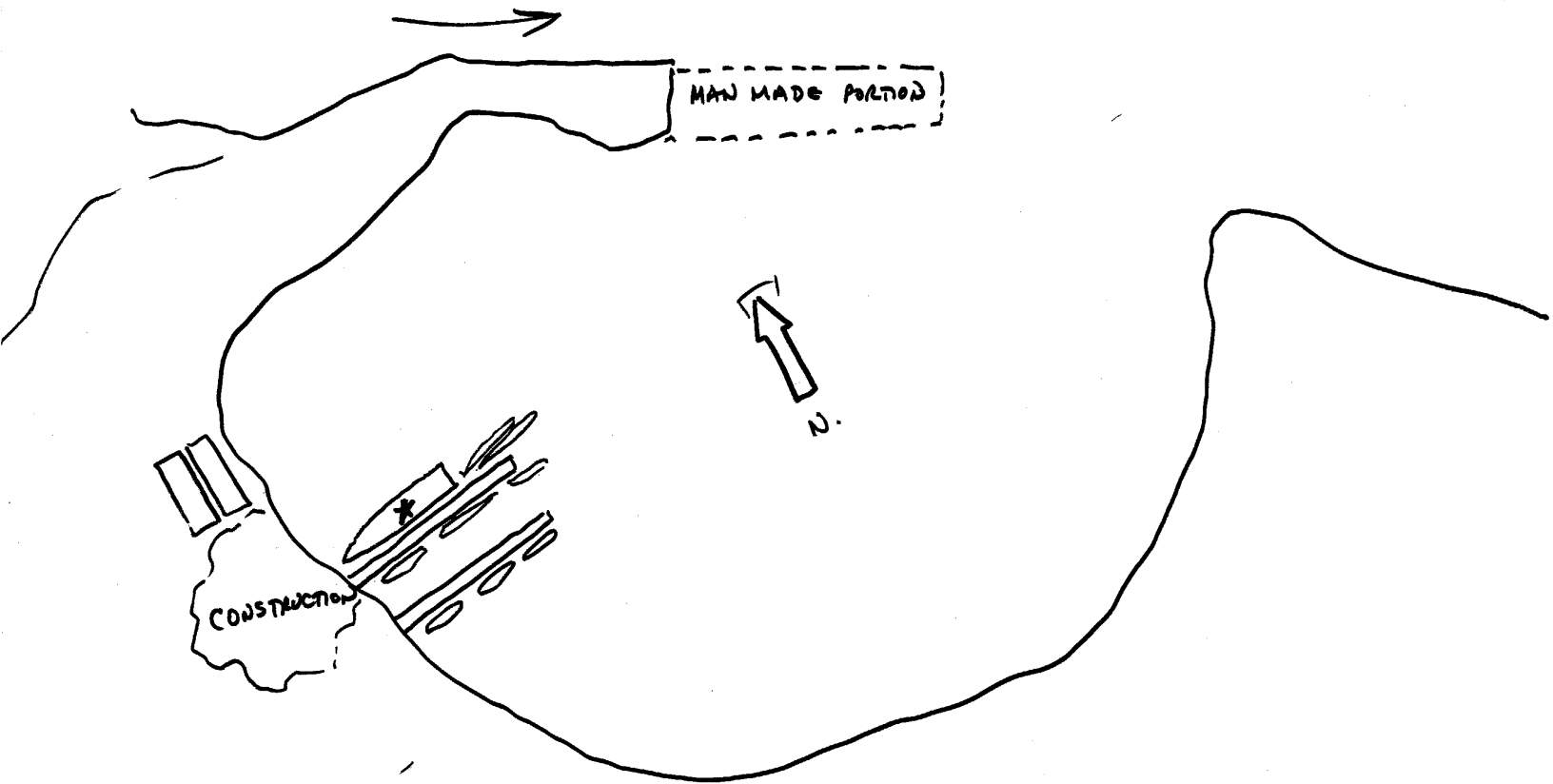
Approved For Release 2000/08/07 : CIA-RDP96-00788R000200220001-6



Approved For Release 2000/08/07 : CIA-RDP96-00788R000200220001-6

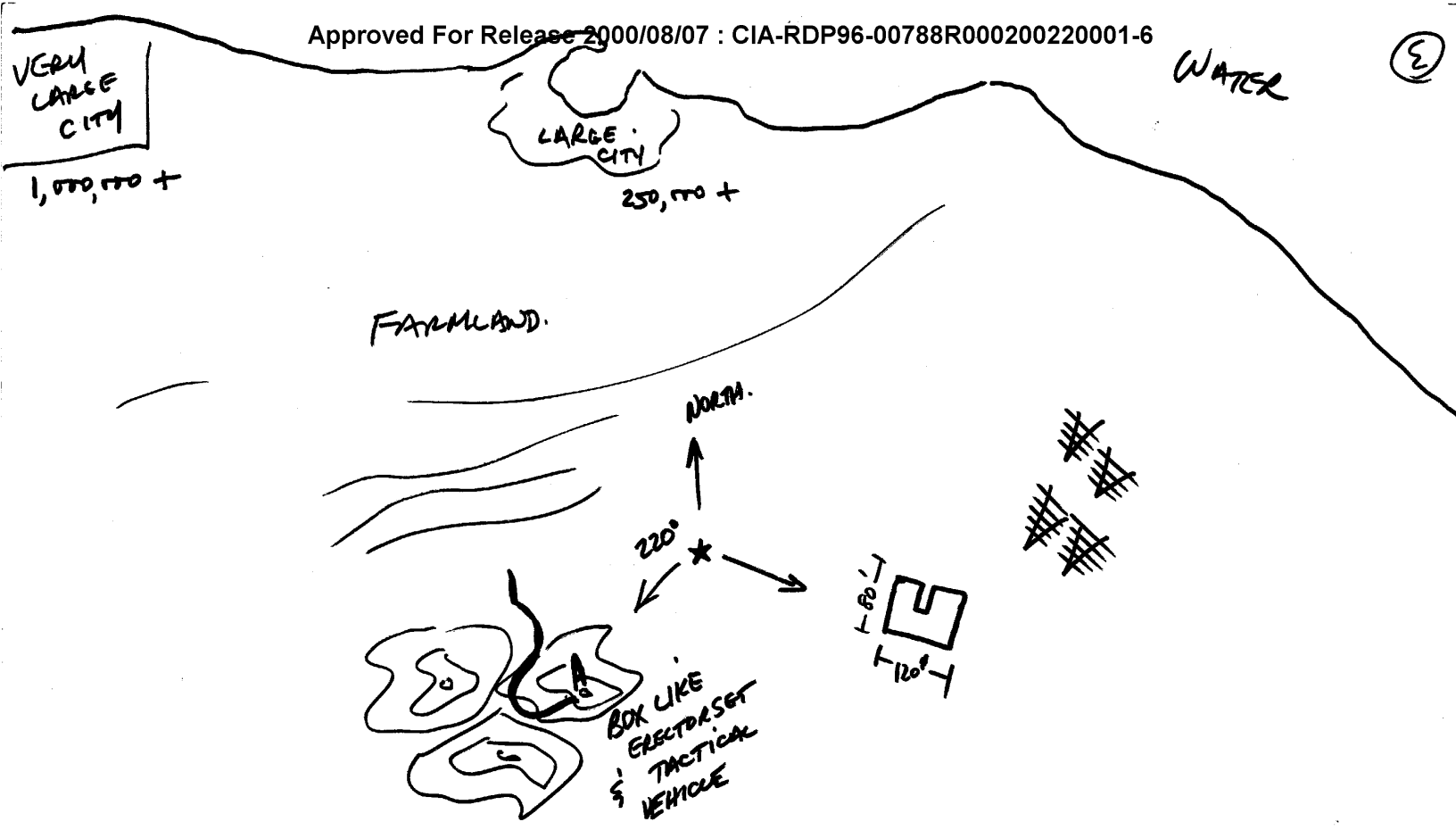
①

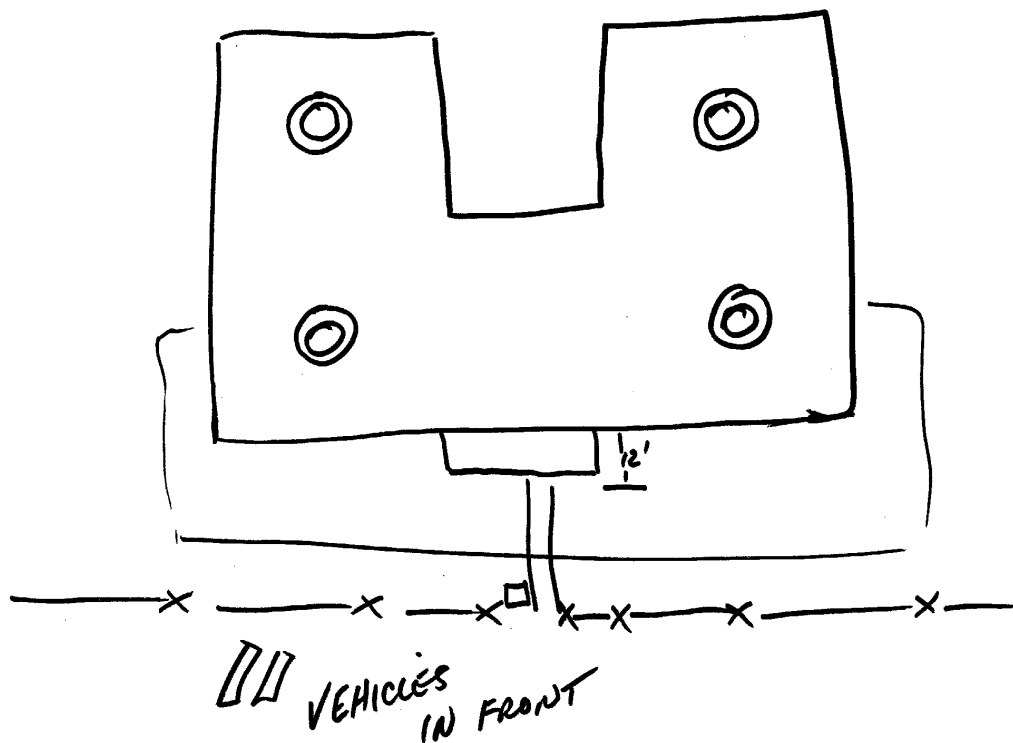
7



CITY  
AIRPORT  
S.W.


2







Approved For Release 2000/08/07 : CIA-RDP96-00788R000200220001-6



Approved For Release 2000/08/07 : CIA-RDP96-00788R000200220001-6

~~SECRET~~

Approved For Release 2000/08/07 : CIA-RDP96-00788R000200220001-6

ANALYST COMMENTS


REMOTE VIEWING (RV) SESSION CCC-14

1. (S) Just prior to the start of this session the interviewer was provided a piece of paper with the following message:

SG1B "The target for this session is located in the vicinity of UTM coordinates [REDACTED]. If people are mentioned by the viewer we need them identified i.e. origin organization, unit, speciality purpose for being there, etc. Answers to any of these questions would be of assistance. Also seek identifying data of any interesting structure or equipment in the area."

NOTE: This viewer has previously viewed this area four times; however, this is the first <sup>t/me</sup> that UTM coordinates were used to direct him to this target.

SG1A



4. (C) The attached copy of a map of the target area shows some of the correlation of drawings #2 and 3 with a map of the area.

Approved For Release 2000/08/07 : CIA-RDP96-00788R000200220001-6

~~SECRET~~

**SG1B**

**Approved For Release 2000/08/07 : CIA-RDP96-00788R000200220001-6**

**Approved For Release 2000/08/07 : CIA-RDP96-00788R000200220001-6**