

**SECRET**

NOT RELEASABLE TO FOREIGN NATIONALS

*CD-02*  
*01*

ORCON

INSCOM

GRILL FLAME

PROGRAM

SESSION REPORT

CLASSIFIED BY: MSG, DAMI-ISH  
051630Z JUL 78

REVIEW ON: *June 2000*

*Copy 1 of 2 copies*

**GRILL FLAME**

**SECRET**

**SECRET**

SUMMARY ANALYSIS

REMOTE VIEWING (RV) SESSION CD-02

1. (S) This report documents a remote viewing (RV) session conducted in compliance with a request for information on a target area of interest.
2. (S) The viewer had no trouble locating and describing the target area. Ambient room noise did not disturb the viewer. The viewer expressed his confidence in his imagery.
3. (S) The protocol used for this session is detailed in the document, Grill Flame Protocol, AMSAA Applied Remote Viewing Protocol (S), undated.
4. (S) Following is a transcript of the viewer's impressions during the remote viewing session. At TAB A are drawings made by the viewer reference his impressions of the target site. At TAB B is target cuing information provided the viewer at the time of this session. At TAB C are analyst's comments.

**SECRET**

**SECRET**

4 June 1980

MEMORANDUM FOR THE RECORD

SUBJECT: Session CD-02 Cuing Data

SG1A

SG1A

1. (S/NOFORN) This was #01's fourth session against [REDACTED] (Project 8003a). Previous sessions were CCC25, CCC33, and CCC41. Prior to this session, #01 was shown an aerial photo of the target installation which had all marginal information concealed from view using opaque paper masking (ref session CCC41). On this photo, the targeted building (that to immediate SE of long production building at mensurated coordinates [REDACTED]) was circled in black grease pencil. The target structure was clearly pointed out to #01 by the analyst as being the building next to the structure #01 had previously targeted in session CCC41.

. (S/NOFORN) This was #66's fourteenth session against Project 8003a. #66 also interviewed during session CCC98. Although that session was against a different geographic area, it did result in relative data regarding the type of equipment being sought. Therefore, #66 may have suspected the true nature of targeting as being interconnected with that of session CCC98.

3. (C/NOFORN) A copy of attached Intelligence Report in MFR format dated 23 May 80 was provided to the SED action officer by LTC Watt on 28 May 1980.

*Kenneth V. Bell*  
KENNETH V. BELL  
Project Analyst

CLASSIFIED BY *Msg DAMI-ISH*  
DECLASSIFY ON \_\_\_\_\_  
OR  
REVIEW ON *June 2000*  
EXTENDED BY \_\_\_\_\_  
REASON \_\_\_\_\_

**GRILL FLAME**

**SECRET**

**SECRET**

Approved For Release 2000/08/07 : CIA-RDP96-00788R000200420001-4 2

ORCON  
DEPARTMENT OF THE ARMYUS ARMY INTELLIGENCE AND SECURITY COMMAND  
FORT GEORGE G. MEADE, MARYLAND 20755

IAFM-OPS-HU-SA

23 May 1980

MEMORANDUM FOR THE RECORD

SG1A

SG1A

SUBJECT: Unconfirmed Information re. Activity at [REDACTED]

1. (U) The following information applies:

a. (S/NOFORN) Source provided the following information regarding exterior observations of a structure at subject installation (Inclosure 1):

(1) (S/NOFORN) The exterior of the structure consists of metal walls having high windows up the sides. The building (appeared) large enough (in height) to accommodate two stories, but only had one story inside.

(2) (S/NOFORN) One side of the building faces a longer building across a narrow area surfaced with thick, hardened concrete. This side of the building (which faces the other building) has large sliding doors and slightly inclined ramps accessing it. Windows in this side of the building are located just under the eaves of the structure. The eaves are approximately 25 feet above the hardened concrete area.

(3) (S/NOFORN) The building was described as a "plant type" of structure, (appearing) to constitute merely one "plant" within a group of "plants". Source observed a "hum" of activity and steam powered equipment. Source deduced that activity at this "plant" is based on raw material which comes from a nearby foundry.

b. (S/NOFORN) Source provided the following information regarding interior observations of the same structure (Inclosure 1):

(1) (S/NOFORN) Upon accessing the interior of the structure from the reinforced concrete area between the building and the longer building opposite, a large "bay" area is entered. A large "S" shaped assembly area occupies nearly all of this "bay".

(2) (S/NOFORN) The area of this "bay" is described as having heat, machines, high pitched whining noises, impact hammering on thick steel, and heavy metal machining. The "bay" was described as a complicated, multiple step manufacturing area where a raw form resembling a turret for an armored vehicle is finished to a certain point. These turrets were initially described as resembling "globs of steel" of a "thick pancake" shape having holes in their tops and "stubby boom pipe or tube affairs" on their ends. The steel was described to be of varying thicknesses (8" to 16") depending upon the area of the turret at which it was located.

CLASSIFIED BY: HQDA(DAMI-ISH) Msg,  
td 051630Z Jul 78

REVIEW ON: 23 May 2000

**SECRET**

Approved For Release 2000/08/07 : CIA-RDP96-00788R000200420001-4

**SECRET**

SG1A

IAFM-OPS-HU-SA

23 May 1980

SUBJECT: Unconfirmed Information re. Activity at [REDACTED]

SG1A

(3) (S/NOFORN) Source stated that two (apparent) functions occur within the building. Within the "bay" area, finishing work and check out of turret assemblies is accomplished. Interconnecting turret parts are properly fitted and finished through a measuring and seating process. Each component is identified with a number, correlated to its related components (like an individual turret assembly), and sent to another part of the plant. Continuity of the "matched" parts is thereby maintained throughout the assembly process. At the other end of the building, objects resembling gun tubes were X-rayed for defects, metallurgical quality control, and purity.

c. (S/NOFORN) Source provided the following information regarding the turrets (Inclosure 2) which were observed within the building:

(1) (S/NOFORN) Three different turrets were observed, two of which were essentially similar and appeared to be different variants of the same model (A<sub>1</sub> & A<sub>2</sub>, Inclosure 2 & 3). A third turret (B, Inclosures 2 & 3) was significantly different in size and contour.

(2) (S/NOFORN) Turret A<sub>1</sub> was described as a "humpbacked" turret which had something resembling a counterbalance on its rear. Turret A<sub>2</sub> had no such extension, but rather had a "cut-out" appearing area on its rear which extended around the side. Source reported the major differences between turrets A<sub>1</sub> and A<sub>2</sub> to be that turret A<sub>1</sub> had a "harder" turret and a "bigger" barrel (Inclosure 4), but that visually they appeared nearly the same except when viewed from the side. Source observed more A<sub>1</sub> turrets in the building than A<sub>2</sub> or B turrets.

(3) (S/NOFORN) Source stated turrets A<sub>1</sub> and A<sub>2</sub> were fitted to chassis which were essentially similar in appearance, except that the chassis corresponding to turret A<sub>1</sub> appeared to be "more raked" than that which corresponded to turret A<sub>2</sub> (Inclosure 5).

(4) (S/NOFORN) Source stated that the components turret B, barrel B, and chassis B (See Inclosures 2,3,&4) appeared to correspond to an older model tank being refurbished. The A<sub>1</sub> and A<sub>2</sub> tanks and components, however, appeared to be undergoing original assembly. The B tank had a narrower "snout" on the turret, a barrel length about 2/3ds that of the A<sub>1</sub> and A<sub>2</sub> tank, and a chassis and track portion which was also approximately 2/3ds the size of the A<sub>1</sub> and A<sub>2</sub> tanks. Additionally, source stated the B tank had a smaller and lighter engine, and that its turret only had 14" of frontal steel whereas the A<sub>1</sub> and A<sub>2</sub> models' turrets were identical in frontal hardness; each having between 16" to 17" of frontal armor.

d. (S/NOFORN) Source provided the following additional data:

(1) (S/NOFORN) Construction of the barrel/turret assembly is a multiple step process of 20-21 days. The (main gun) tube is the fastest component completed. Production is occasionally delayed to wait for turret completions, which is more critical from a quality point.

**SECRET**

SECRET

IAFM-OPS-HU-SA

23 May 1980

SG1A

SUBJECT: Unconfirmed Information re. Activity at [REDACTED]

(2) (S/NOFORN) Source stated the "building next door" (see Inclosure 1) has 8 separate production lines on which the chassis are assembled. The other building has a production cycle of from 28 to 35 days. Two of the production lines are dedicated to the refurbishing of new (A<sub>1</sub> and A<sub>2</sub>) model tanks which have either manufacturing quality deficiencies or have suffered damage since their original assembly. In this area the old frames/chassis are torn down, sand blasted, and refitted with new component parts.

(3) (S/NOFORN) The remaining 6 assembly lines are dedicated to assembly of "brand new" vehicles of the A<sub>1</sub> and A<sub>2</sub> model types. Source stated that during the initial part of the assembly of both models, they each appear to have essentially similar frames/chassis. During the final 1/3d of the assembly process, however, differences are introduced due to the two different turrets and, possibly, different engines.

(4) (S/NOFORN) Source estimated the main gun barrel differences to be slight but significant between the A<sub>1</sub> and A<sub>2</sub> tanks. Source stated the A<sub>2</sub> main gun barrel appeared to be approximately 122mm, while the A<sub>1</sub> main gun barrel appeared to be nearer 130mm.

(5) (S/NOFORN) Source described the frontal views of both the A<sub>1</sub> and A<sub>2</sub> chassis (Inclosure 5) as having a large, wide "straddling" type of stance with a "Vee" shape on the nose. The type B tank, however, had a narrower, lower stance with a more rounded belly-pan and less pronounced "Vee" shape.

(6) (S/NOFORN) Source stated the A<sub>1</sub> and A<sub>2</sub> turrets were asymmetrical, both having their front hatch off-set on the front left side when viewed from the forward (Inclosure 3).

2. (U) Comments:

a. (S/NOFORN) Initial estimate is that subject building may be that structure located immediately to the SE and across the street from the large multi-storied structure located at [REDACTED] within the confines of subject installation.

b. (U) Request informal evaluation and comments be provided the originator NLT 17 June 1980.

SG1A

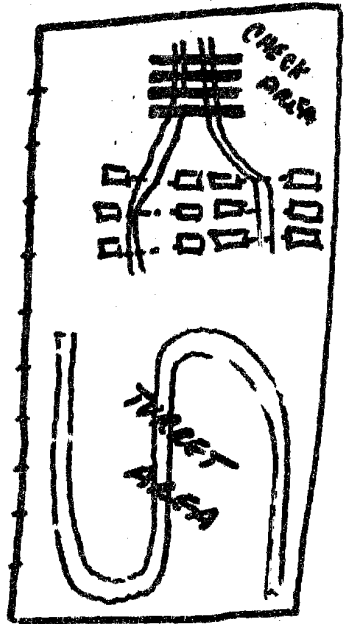
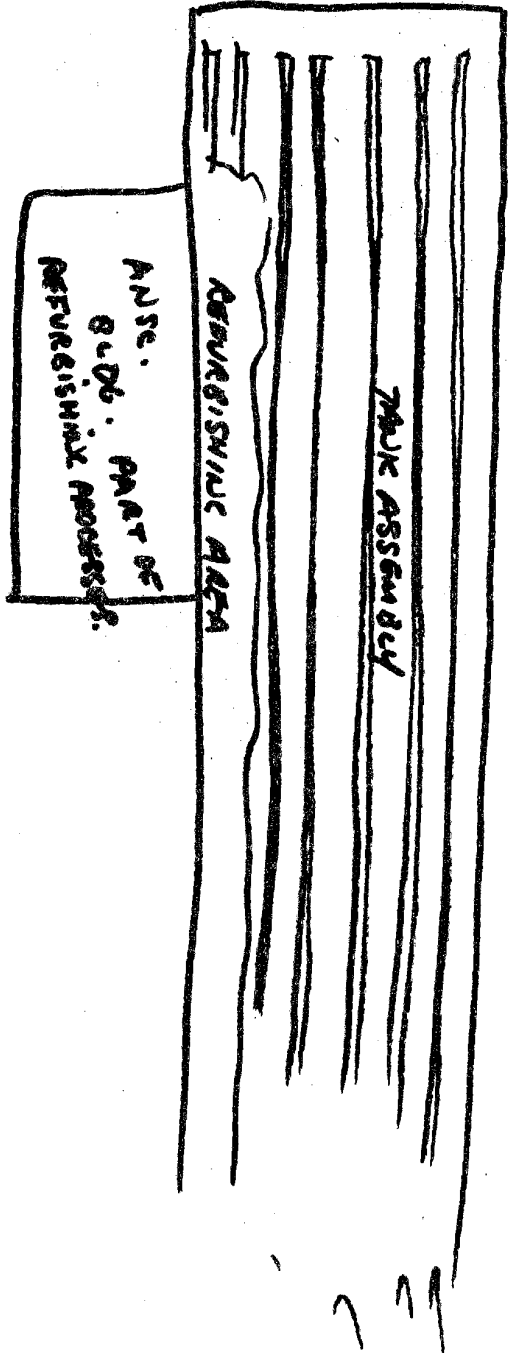
5 Incl  
as

*Kenneth V. Bell, Jr.*  
KENNETH V. BELL, JR.  
Captain, MI  
Action Officer

SECRET



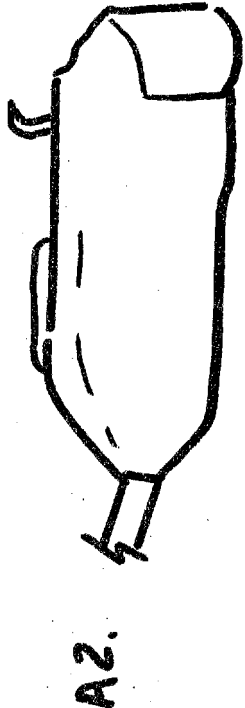

INCL 1

Reference  
MOLE  
- INSK



ADMIN BUILDING

SIDE VIEWS



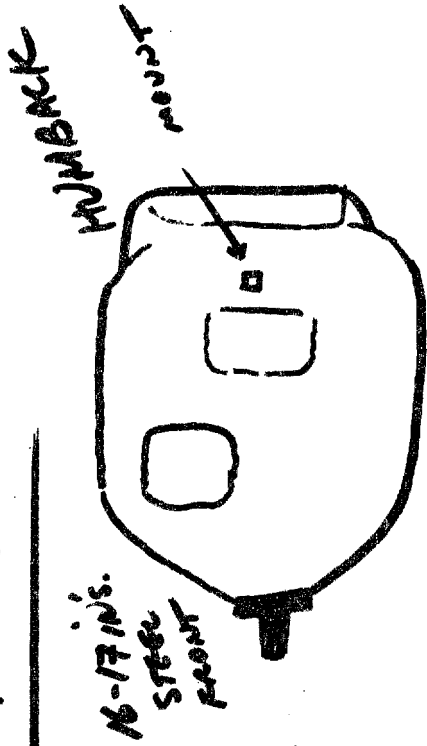
FRONT VIEWS

Encl 2

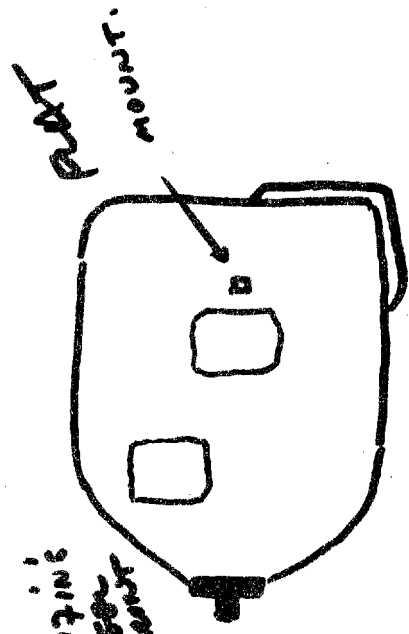


5

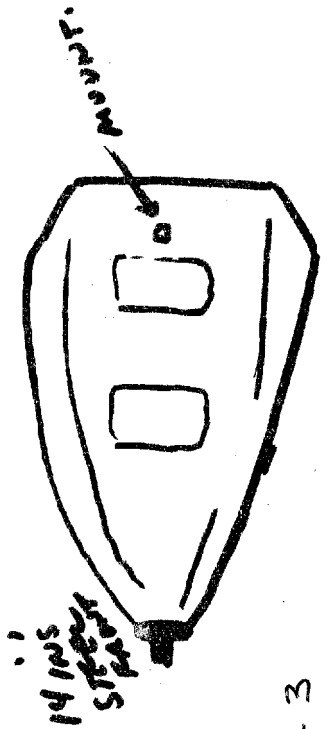
TOP VIEWS



A1.



A2.



B.

INCL 3



SIDE VIEW



A1.



A2.




B.

THICK TUBES

ENCL 4

SIDE VIEW



A1.

LESS RAKED



A2.

THICKER

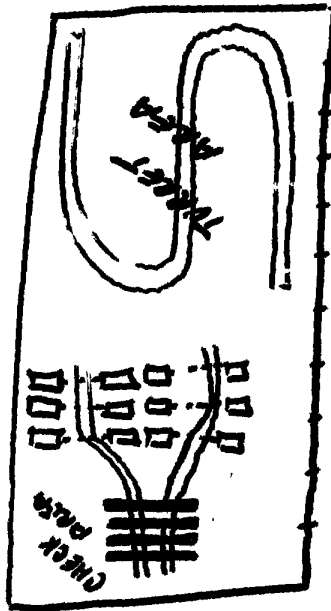


B.

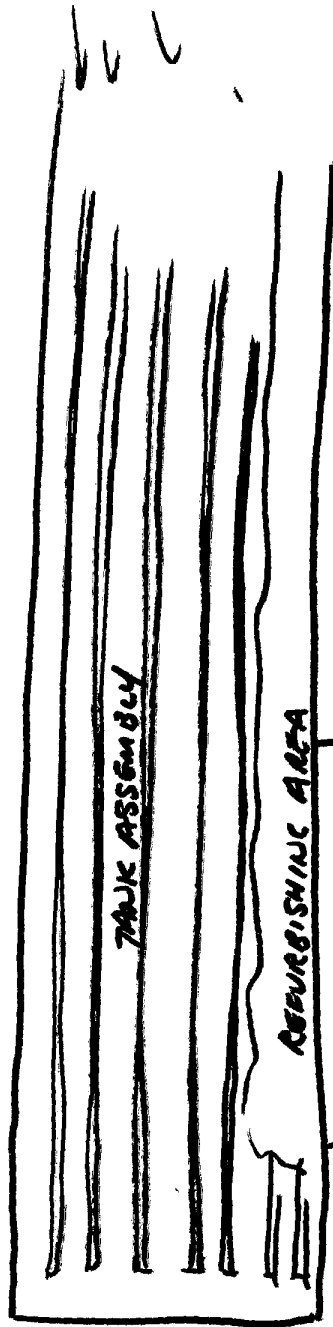


①

ARMY EVIDENCE



HARDENED CONCRETE



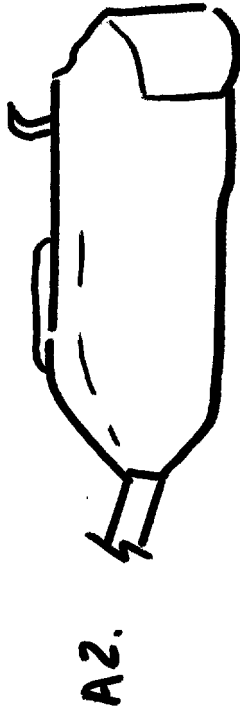
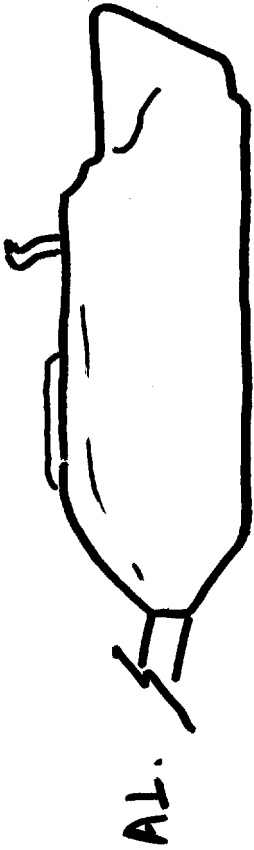


REFURBISHING AREA

ANSC.  
BLDG. PART OF  
REFURBISHING PROCESS.

MOCK-UP  
— INSK —  
—

SIDE VIEWS



FRONT VIEWS

SIDE VIEW



A1.




A2.



THICK TOPS

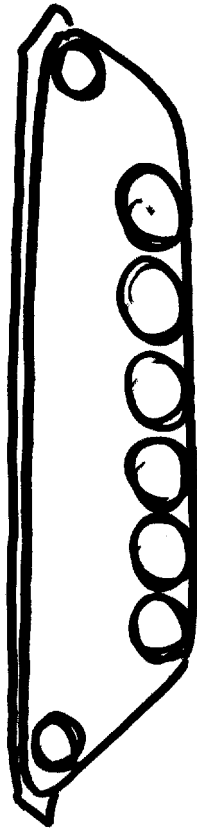
B.

SIDE VIEW




A1.

LESS RAKED



A2.

THICKER



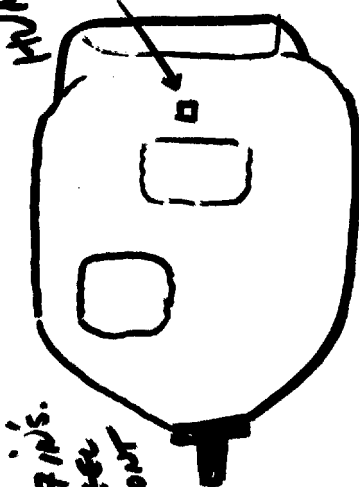
B.





TOP VIEWS

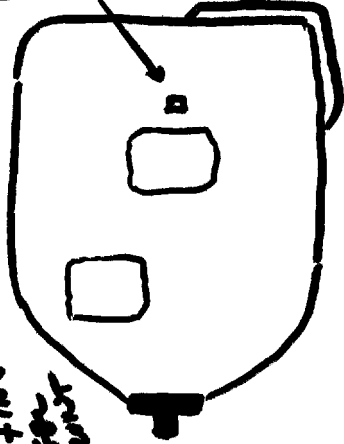
MOUNT  
MOUNT



16-17 ins.  
STEEL  
FRONT

A1.

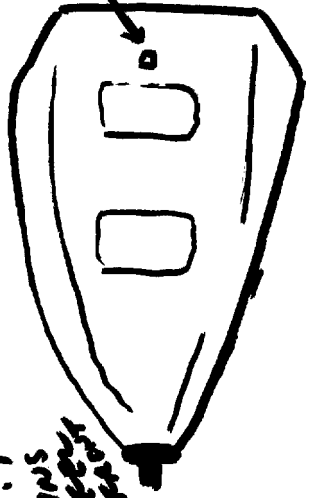
MOUNT  
MOUNT



16-17 ins.  
STEEL  
FRONT

A2.

MOUNT



14 ins.  
STEEL  
FRONT

B.



**SECRET**

TARGET CUING INFORMATION

Project 8003a  
090930 May 80  
Session CD2

#1

I. CUING DATA:(Information given to the Viewer)

a. Shown cy of aerial photo w/extraneous areas blocked out.

b. Geo coord: [REDACTED]

c. Move in space/time and assess the target at 1000 hours, 9 May 1980 at the target.

II EEI: (Information given to the Interviewer)

a. Quick and dirty building description for verification.

b. Enter building and describe activity-move through building.

c. What is the function of this building?

d. What is most important aspect of the building function?

SG1A

**SECRET**

**SG1C**

**Approved For Release 2000/08/07 : CIA-RDP96-00788R000200420001-4**

**Approved For Release 2000/08/07 : CIA-RDP96-00788R000200420001-4**