

~~SECRET~~

ORCON/NOT RELEASABLE TO FOREIGN NATIONALS

INSCOM

GRILL FLAME

PROGRAM

SESSION REPORT

CLASSIFIED BY: MSG, DAMI-ISH  
051630Z JUL 78

REVIEW ON: *April 2000*

GRILL FLAME

~~SECRET~~

~~SECRET~~

SUMMARY ANALYSIS

REMOTE VIEWING (RV) SESSION CCC-56

1. (S) This report documents a remote viewing session conducted in compliance with a request for information on a target of interest.
2. (S) The viewer was provided with the geographic coordinates of the target area of interest at the time of the session. The viewer was periodically disturbed by ambient room noise during this session.
3. (S) The protocol used for this session is detailed in the document, Grill Flame Protocol, AMSAA Applied Remote Viewing Protocol (S), undated.
4. (S) Following is a transcript of the viewer's impressions during the remote viewing session. At TAB A are drawings made by the viewer reference his impressions of the target site.

~~SECRET~~

~~SECRET~~

TRANSCRIPT

REMOTE VIEWING (RV) SESSION CCC-56

TIME

#14: This will be a remote viewing session for 11 April 1980. Target time is 0900 hours.

PAUSE

All right #10.5 your target for today is identified by geographic coordinates. These coordinates are:

SG1A



I want you now to focus your consciousness of these coordinates. Your time window is 1200 hours local target time. Relax now, relax and focus and describe the target to me.

PAUSE

+06 #10.5: Got some kind of a pattern which is on the ground. It resembles a...circle...a light circle..... surrounded by a check mark.....

PAUSE

I don't know....I was in a structure or not. Let me try some more.

PAUSE

+08 I am.....a double rail. I think I am in a courtyard or a.....beginning to make some sense. Some rythm. I am reminded of a piazza...there are ...there's a square pattern that I'm looking down but the imagery is very fleeting here. But, it is as though I am looking down a wall of alternate light and dark, from very close to the walls. The faces of these walls appear to have behind them block like in the structures, and they go around 3 sides of this circle which is.....I think 3 sides of this circle, which is laying on the ground as though it was the open piazza, but the shape is rectangular or square because of these surrounding buildings...oh! Jesus!....let me try again. It's very difficult to work today.

#14: Does the noise bother you?

~~SECRET~~

~~SECRET~~

#10.5: Yes. But, I am going in short-surts

#14: Ok. Before we lose it, let me ask you this specific question. that I want you to answer. Why is this target like this?

PAUSE

+15 #10.5: I am somewhere moving down. This feels good. Moving down on a ladder inside a...some kind of a cement walls on each side of me as though I can see the sun up above at the upper end of the shaft.

PAUSE

+18  
+23  
It feels now as though I am in a place of finished concrete which is much bigger than this shaft feeling. I feel structure may be just baren cement lined pit, big room, maybe 50 or more feet in depth, and maybe and maybe, oh! more than that, maybe 75 or 80 feet in depth, and inside is maybe a 150 feet across, and it's very finished with peculiar arrangements of one wall of near where I came down on the ladder. But, it is essentially empty. I cannot see that there is anything here. Some thing when I first came down the ladder which was a dark rounded object of some size and with knobs or bump on it, but it means nothing to me. I don't know what it is. It's rounded and large...25 feet or so, but, almost as though it was like a auxiliary generator or heavy piece of equipment like that there. But,...there is some sort of overhang along one side of this deep basin or pit. I'm looking down this overhang, which is in reality a carved out piece in the bottom, but I can see nothing there. God. For all I know, I could be in a septic tank.

#14: Ok. Ask yourself again, what is the function of this target. Why does it look like it does?

#10.5: Ok. Let me clear. Give me about 2 minutes and then ask me again, ok.

#14: Ok.

#10.5: Let me just try to get out of this place and just try to do it. Clean slate.

#14: Would you like me to read the coordinates again when you're ready?

~~SECRET~~

~~SECRET~~

#10.5: Yeah. You could do that. Let me give you about two or three to blank out. Get my light show going again. I going to start this right from scratch. It's hard, but I'm going to try.

PAUSE

#14: All right #10.5, the coordinates for this target are:

SG1A

You've already given me a description of the target. Question now is, Why?

PAUSE

#10.5: I'm.....I had a feeling of....I saw it looking along a hall. It was square, long and as I was looking, a square object that entirely filled the hall came rushing at me, and I had the feeling of acceleration.. and I had the feeling of layering in the hallway, and as this thing went by me...zoom.... it...like went along these layers or passed these layers and as though they were lights, and as they went by it would block a light and then it would block out the next light. I don't know if this was horizontal or vertical. I had the word linear acceleration, but I saw the thing rushing and I had the feeling that on a side, the left side, there were observing places. Like heavy thick shielded glass, or something to... It seemed transparent in the sections of one wall.

+30

That's it for me.

#14: Ok. Relax, stretch out a little bit. Come back to 11 April 0935. Ready for debrief.

#10.5: The first viewing I had was maybe looking down from some sort of reasonably high oblique....I can't vouch for the accuracy of the amount and number of segmented things here. Just this feeling there were a number of them. It was almost as though I was looking down at some.....number 1 is what I call this piazza or plaza type feeling. Ok. It was that I was looking down at the circle surrounded by a square..on 3 side square but that.....it was all 2 dimensional at this point, so I'm only drawing the 2 dimensional figure and the square...the straight lines around it, were segmented white/black, white black like that. And there was

~~SECRET~~

~~SECRET~~

something peculiar about the circle...as though it had some.....

#14: What have you got here?

#10.5: Sorry about that. I didn't realize I had this off. I'll start over again. First thing I was looking at...was as though I was looking down from a high oblique and a circular object, 2 dimensional, surrounded on 3 sides by lines. Maybe making part of a square, and then that these lines had light, black, light, black. There was something peculiar about the circle as I was just going to say, and that it was like it had several different flavors to it. Several different inner rings or concentric circles to it, but that it was not a noticeable concentricity. They were not white and black like a bulls eye or anything like that. It was just this feeling that there was more to the circle than just one line. That's 1.

Then the next vision or image that I had rather is that I was looking....this is what gave me the 3 dimensional feeling....is that I was looking....ok.....like this.....and here in this thing was this circle laying flat...2 dimensional, ok.....and that here were the segmentations. In other words, it became a 3 dimensional object to me. Which made me feel that I was looking at some sort of inclosed in area. Closed in on three sides, but open on above. I had the feeling it was open above. I again had the feeling of this alternating light and darkness. Essentially a flat bowl, I mean a flat plane type of feeling. I didn't get any feeling for surrounding territory at this stage in the session. That's 2.

Then, as I was sort of cogitating on this creature, then the feeling I had was, that I was, in fact, dealing with a 3 dimensional object. Let me start up here. I was, in fact, dealing with a 3 dimensional object which resembled the sketch in 3. I'll bring that out farther, 'cause it's squared off on the end. It had this circle in it, and again.....like that. I had the feeling that this surrounding square pattern here was like block houses or bunkers that were an integral part of this. It was an all interconnected thing. Not bunkers is the wrong word....block houses is more like it. This low squat plain, very plain, building structure, single story, drab, almost earthen in tone. I didn't get any dazzling hues or colors or anything like that. It was almost as though it was a gray or earth tone brown, or something like that.

~~SECRET~~

~~SECRET~~

#10.5: The dimensions of this thing were that the building .....had the feeling that the building were, maybe... uh.....14 feet high and that the length of them were maybe...they were very squat.....had this very squat feeling. There were maybe 40 feet all the way around. You know, 40 feet wide, all the way around, and for the full size.....the feeling of this full size here would have been maybe, I don't know, 100....120 feet.

Again, on 3, this circle is not a pit. It's a pattern only. That's all I was perceiving. Just that it was a pattern here. So that was the feeling that I had there. I've written on sketch 3, here the feelings for it. I'm going to write 2 dimensional in the circle. I had no feeling of depth or anything else like this as far as what later came in the session. But, then you asked me these magic question the "why" of all this thing. The why of all this thing was as though.....

I'm going to do another one. I'll keep it simple. The "why" of this thing...Jesus....is that I was coming down a metal ladder like you find in climbing towers or climbing pits. It's fixed permanently to the wall, I didn't have any feeling of a cage around it. You know. Like alot of times there's a safety cage around these type.....I didn't have a feeling of that. Just a blank, barren ladder going down..... that was affixed to the wall, like this.....ok..... and that I was going down this sucker, and it was nestled right in a corner of a shaft type feeling. That goes on up...here is the lip...this type of a feeling.... and that goes on down.....ok.....this is concrete..... barren concrete wall of a large shaft. Now, the feeling here was that the shaft was as big as this room, but that just in the corner of it is where this ladder was. That type of a feeling. I had the feeling that it was of a tighter...then, later in the session, I had the feeling here that I was surrounded by wall all around me, and that I was, in fact, going down a shaft. Large shaft...uh...20 feet by 20 feet plus or minus. And, that up here was the top, open sunlight above.....ok..... and this thing comes over here like that.....and this goes on. I probably should have done that lengthwise on the paper but.....

Ok. I thought I was proceeding down and drifting down this concrete shaft. Concrete lined shaft about 20 by 20 feet. As I approached, what I thought was the bottom of it, I thought I had gone pretty far down. I thought

~~SECRET~~

~~SECRET~~

I'd gone maybe 50 feet or something. It was no small little jump downhill. It was, maybe a 50 feet depth, and when I like left the ladder, and turned around, the view was much more larger than up on the ladder. Because, up on the ladder, if I had turned around, I would have seen 4 walls, like this. When I was at the bottom of the ladder, and I turned around away from the ladder, I saw.....the distance was like... from here all the way out to Llewelyn, or something like that. You know. And, then it was way down the other end of the building and it was back. This big thing down there.....

Ok. This is the view from the base of the ladder..... looking away from the ladder. Here in the foreground is some big thing. I had the feeling only that it was cylinder shaped, and it had this funny knob on it, and it was maybe 20 feet black metal, but essentially, the rest of this bay or whatever, I could not perceive anything, but, you know it was a difficult session, so I was trying to be very conservative and just take what I got, and this is just....what are we talking about....40 feet, ok, and this is, again, this blank concrete, concrete wall...uh...square, geometry ...uh...very linear, ok, not like a cave. You know. It was very, very man made. Blank concrete wall here. Goes that way and it comes out here.....I'm going to have to draw a series of these, a couple of these here, down at the bottom.....now, you understand why I said I could be in some turkey's septic tank for all I know, because.....

With my luck I would be. Ok. That's looking..... directly...sketch 5 is looking directly away with my back to the ladder. Ok.

Now, for sketch 6, I'm turning 90 degrees to my right, which means the ladder will be off my right shoulder ok. In this thing.....here is the ladder in the foreground on the right margin. Actually, goes on up farther. It's like I had my back in the crack. Ok. The ladder stand hinge holding it on...or supports or whatever. Ok. Here in the foreground is this big thing. At first I thought this big rounded object was the thing at the bottom of the hole, but I... it was sort of...the attitude with this thing was that it was sort of...ok...that it was positioned there temporarily. I didn't think it was out of line...it was misligned...it was not geometrically set up. I didn't get the feeling it was permanently installed.

~~SECRET~~



~~SECRET~~

I had the feeling it had like maybe been dropped down there, and hadn't been installed yet. So, it was still down at the bottom of this pit. You know. Just off to the side, and they blocked and tackled it down or something, and they set it there, and then later on it will be moved somewhere in this thing, and it will be hooked up. But, right now, it's just sort of sitting there. That could also ....yeah....ok....all right. But, anyway that was the feeling there, like that.

There's this black shiny thing. Very irregular; very nongeometric; very nonspecific, if you noticed that. Anyway, ok. Ok. Here's the far corner and there's that corner. Ok. All right, ok. The perspective here in 6.....I am looking 100 and... 100 plus feet into the distance. I am looking in under a cement appendage that sticks out from the wall, ok. I'll draw another perspective. I didn't go across the room, but I'll draw another perspective as though I was looking across the room in sketch 7.

Ok. And, this is like this overhang here, where I felt that if I wanted to, I could walk down there. Or a person could walk down and under this overhang, but, that was very raw and unsupported. It was part of the overall concrete structure. It wasn't artificial. It wasn't held up you know by posts or anything like that. It was just automatically, structurally sound, and was free-standing. Free-standing in the sense that it wasn't supportive. But, it was a part of this wall here, ok. This is a cement cube which protrudes from wall, but a part of it. Ok. And, this is still....this whole feeling is...ok..... This is...uh...125 feet, ok, down there. This is still the same feeling of, of farness. You know. This is maybe 125 feet across wide, like that. All right. That's 6.

7, I, 7 is not real imagery. 7 is imagery as though I had moved from 6 across, ok, and, I'll just do it real quick. It would look like this, ok. Down there. That...and this will have to be a perspective... protrudes back into the wall, like that. Ok. All right. And, here's the ladder coming down, and here's the big black thing in the....the round black thing there, and here's this underhang here, ok. Like that. There, that's what I'm talking about. That sketch 6 is....in sketch 7, sketch 6 is viewed from across the hall or across the, the big area.

~~SECRET~~

~~SECRET~~

#14: It looks like you're looking at it from...kind of above.

#10.5: Yeah. Slightly above, but, only because of the way I drew it. Remember, I did not go there. That is an extrapolated perception. Ok. Ladder.. and this is the black object, Ok. All right. The last question, then, the last thing I had was.... I had to refocus...you gave me the coordinates again, I think, and you asked me the "why" once more.

In 8 is the why once more imagery which was at the end of the earlier part of the session. Uh..... I had the feeling I was looking in a nearly square .....looking down a nearly square hall, ok, and, again, there was sort of segmentation here..... segmentation. And, I had the feeling that on this side over here somehow, at about this point,..... .....this is a transparency.....ok....like very thick leadened glass, ok, for observing the activity inside, ok. Like that. And, there was light..... there were lights.....there were lights along here. Funny lights...uh...like...it was lights and shadows. How do I describe it. It was like...umm.....like each one of these....I don't know if I was looking horizontal or vertical. I have absolutely no idea. Absolutely no idea. My view was horizontal, but it could have been looking down this way, thinking the thing is layed right out in front of your face. But, the lighting was peculiar in that there was light and shadow in regular bands, ok. As though maybe, if this was a shaft...looking down a mine shaft, or something like that, then, if these are levels, each level would have light on it. But, there would be a very dark shadow until you got to the next level which would have a light on it. And, then there would be a very dark shadow, and then you'd have a light...very faint lighted area where the light would come out from that level. You see what I mean. So, it's alternating light and dark bands emanating light shadow. Ok. Like that. And, then light and then shadow. And, it's all the way around this thing. But, in different.....you know. It's not, it's not boom, boom, boom, boom, boom, like that. It's like there might be a light here, and a shadow, but then there's a light here and a shadow, and a light over here...you know. It's all jumbled around. Irregular lighting, but the idea of light and shadow, light and shadow is the same.

~~SECRET~~

~~SECRET~~

And, in 9.....my last sketch.....no, it won't be my last sketch....is the feeling that I was drifted over to the left side of 8.....here's our friend back.....and drifted over to the left side of 8 .....so, I was like over on the side, ok..... and, I had the feeling of this rush going by me down the hall, v-r-o-o-m. Just going vroom, right towards me and past my point of view, down the hall, and, that this thing was.....I don't know. This thing was..... I had the feeling that it was like a rising elevator or a horizontally moving elevator box. Because...I had a box feeling and I'll draw it in as though it's...uh...oops, too far..... I'll draw it in in dotted lines so you can see through the whole thing. Ok. And, that this box, which was in fact a hard metal box, ok, was rushing down this hall, past me. Metal, large, metal cube, rushing past me, ok, vroom, and this is the metal cube... large metal cube here, ok. All right. Like that. And, the thing fits right into.....ok.....right here on the left.....the idea is like a concept like an elevator car moving in its shaft, ok.

Ok, and this is the cube. All right. That's it. That's the end of any substantive type stuff that I have. The other 2, I'll put on the same sketch.

One is that.....very peculiar.....one...little flight of fancy, or whatever..... Ok. Like that. That's ground level. Ok. Like that. And, up here on ground level was that thing, whatever that thing is.

And, the other thing....can I associate it with it.... .....I had the feeling that there were some hills around, but I didn't get the feeling that there was real mountaineous area, but that there were some hills around in the background.. And, that's it. Hills in background. I'll throw this in at the end, but, it was somewhere interspersed in all that garbage. And, I had the definite exterior feeling that it was all brown and grey ...it was like waste land almost. Ok. Returning to sketch 9, there's one thing. That is that..I said in the session that when this cube rushed by me on the hall, or whatever it is, the shaft or the hall, I had the definite feeling of the word association acceleration and the next thing was linear accelerator. And the only other thing to add to 9 is that this.....from 8, sketch 8, this transparency on the left side was sort of like right in front of

~~SECRET~~

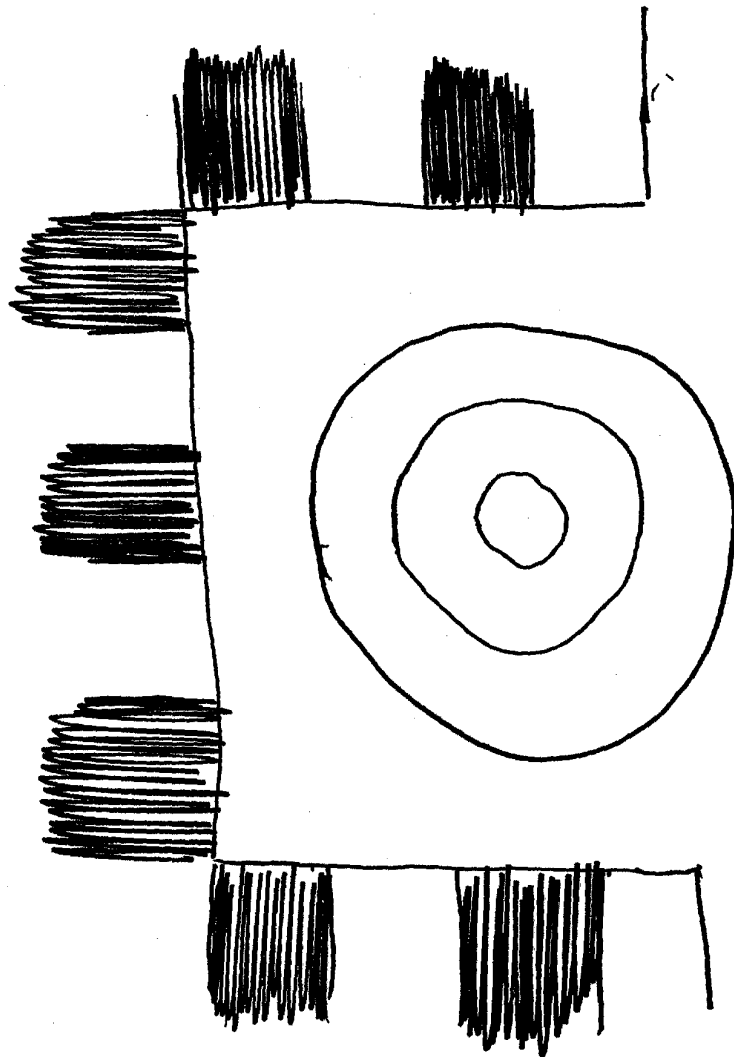
~~SECRET~~

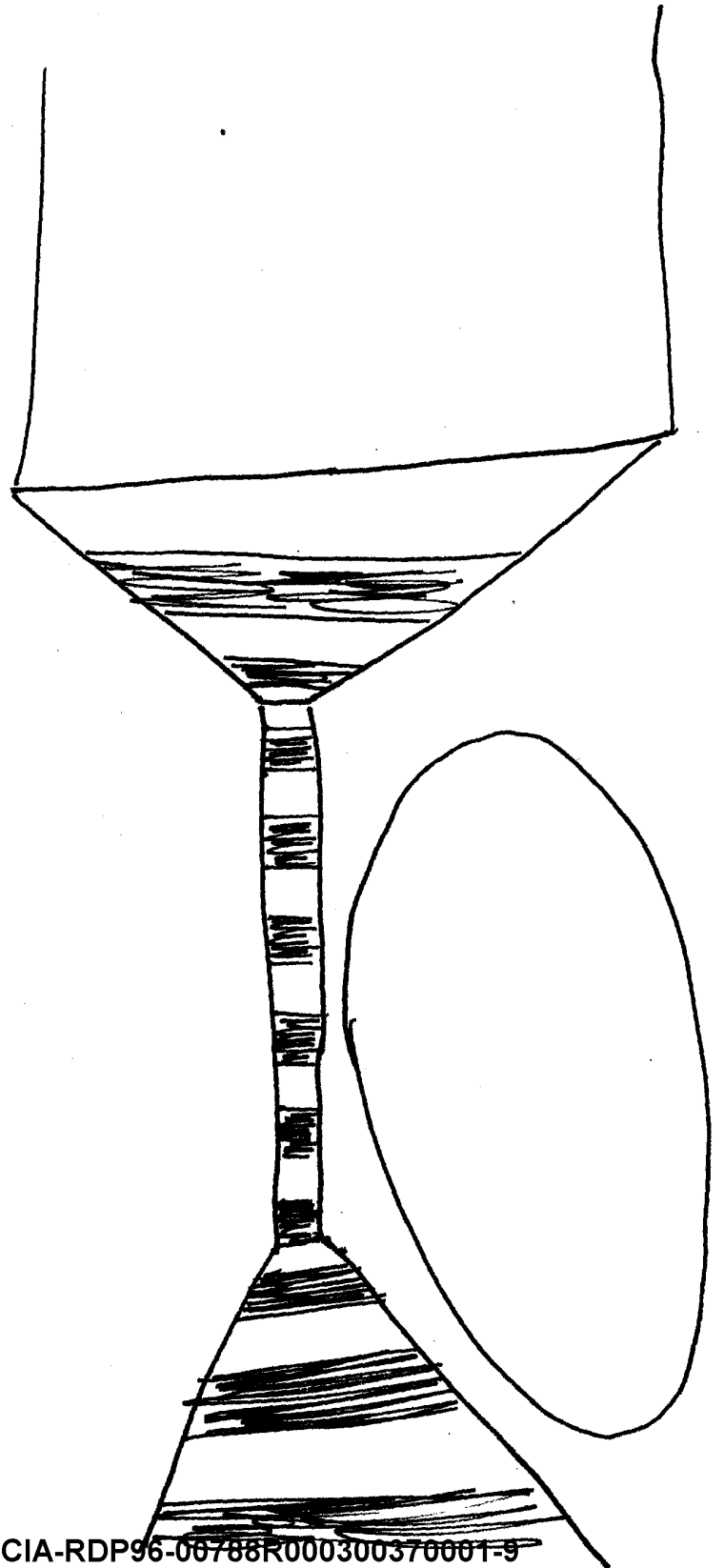
me. As though it was here where these dotted lines are. That's it. But, acceleration and linear accelerator were the things that came to mind. That's all I have.

#14: Ok. End of session.

~~SECRET~~

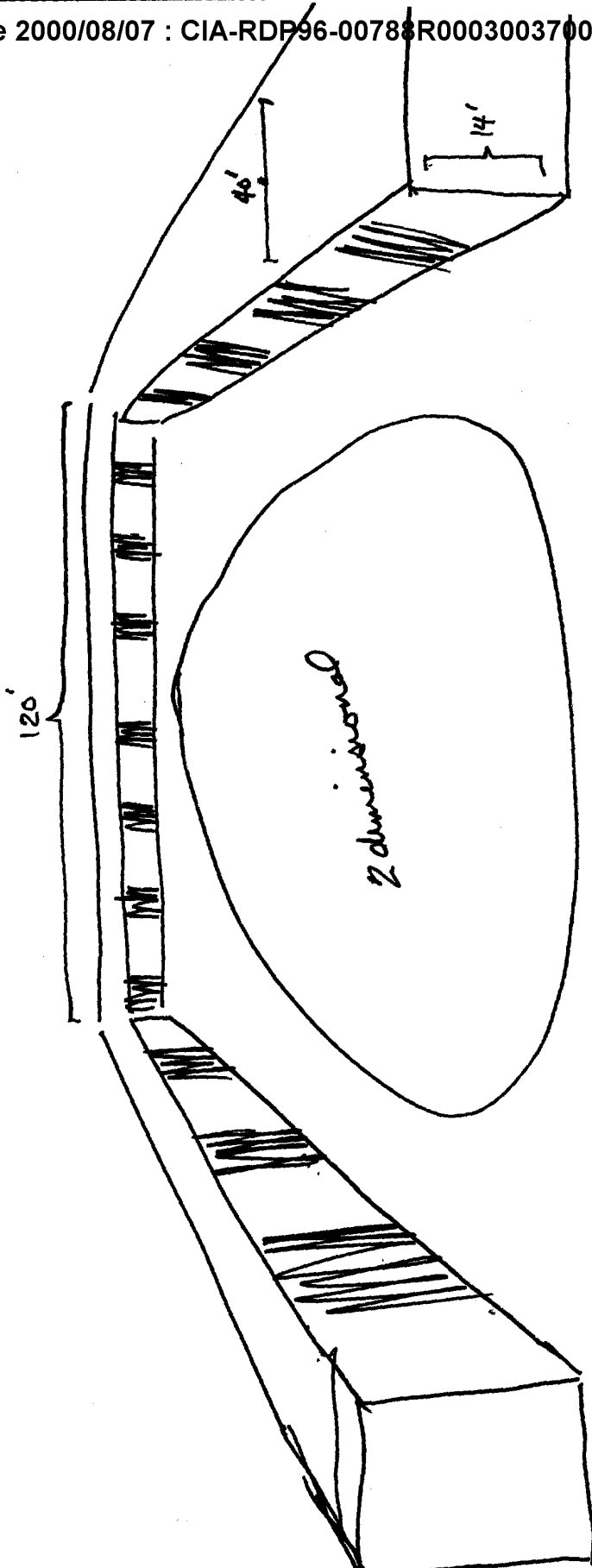
**TAB**



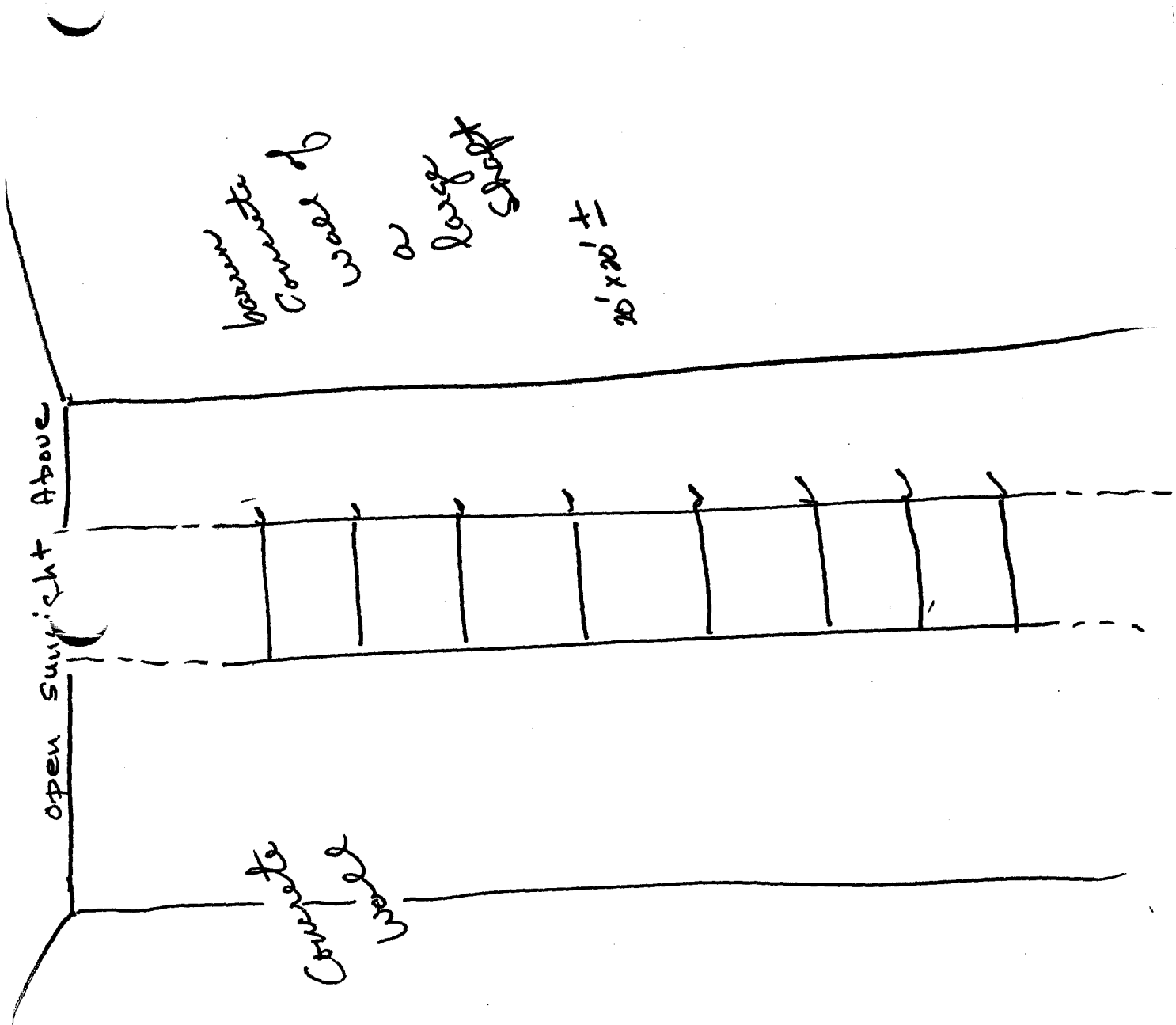


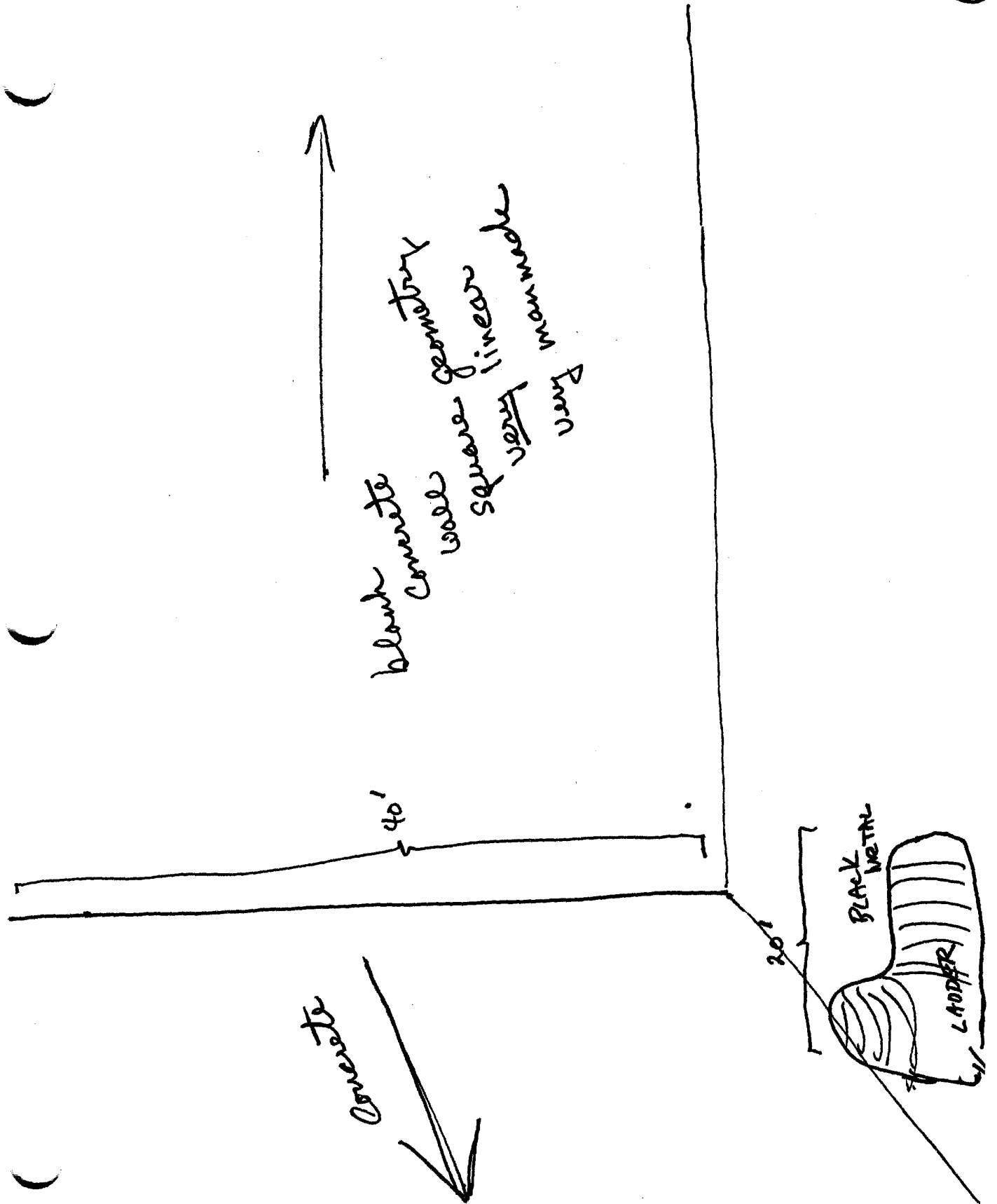
(17)

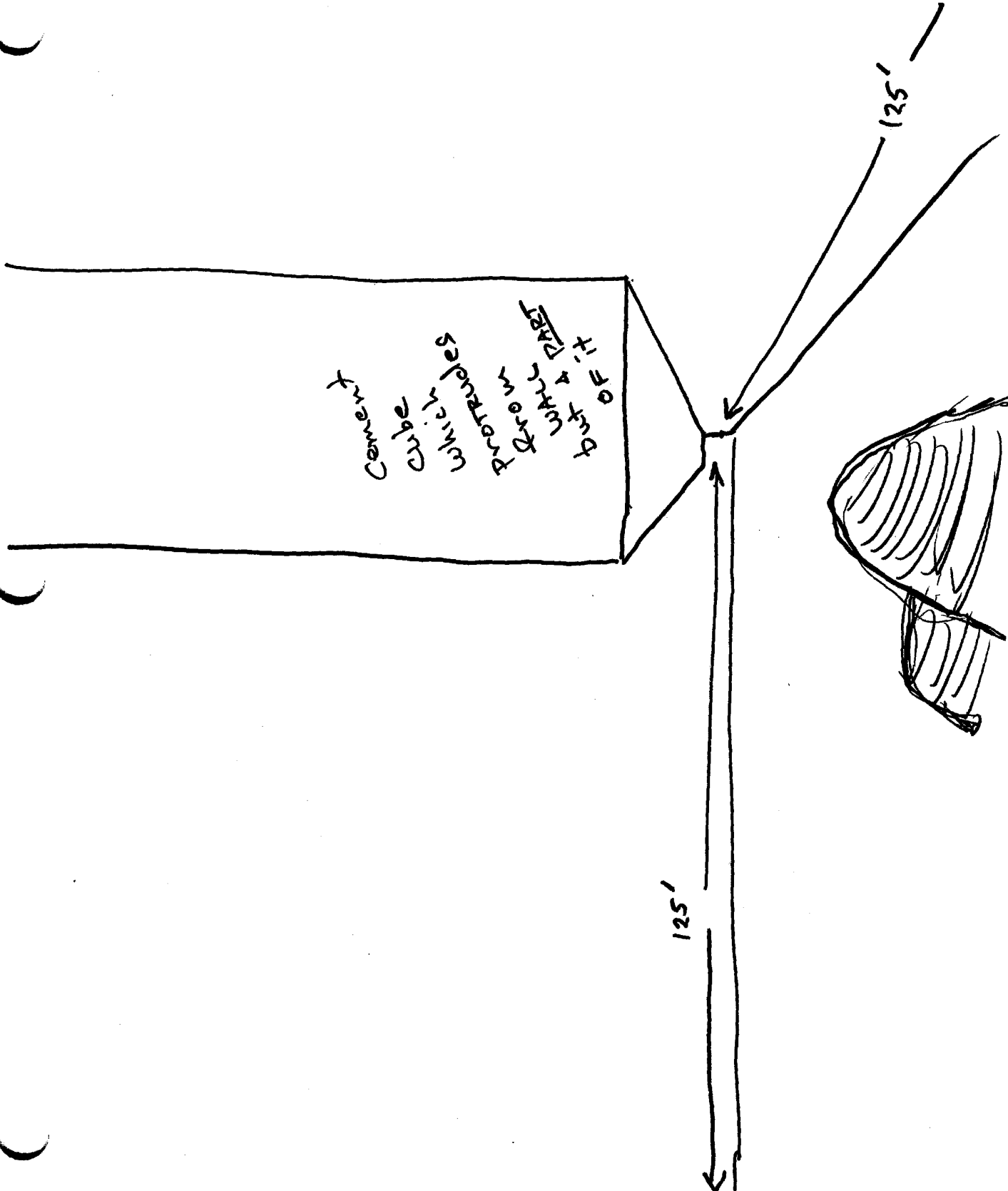
*Earth tone arab brick or grey  
con, squat buildings*

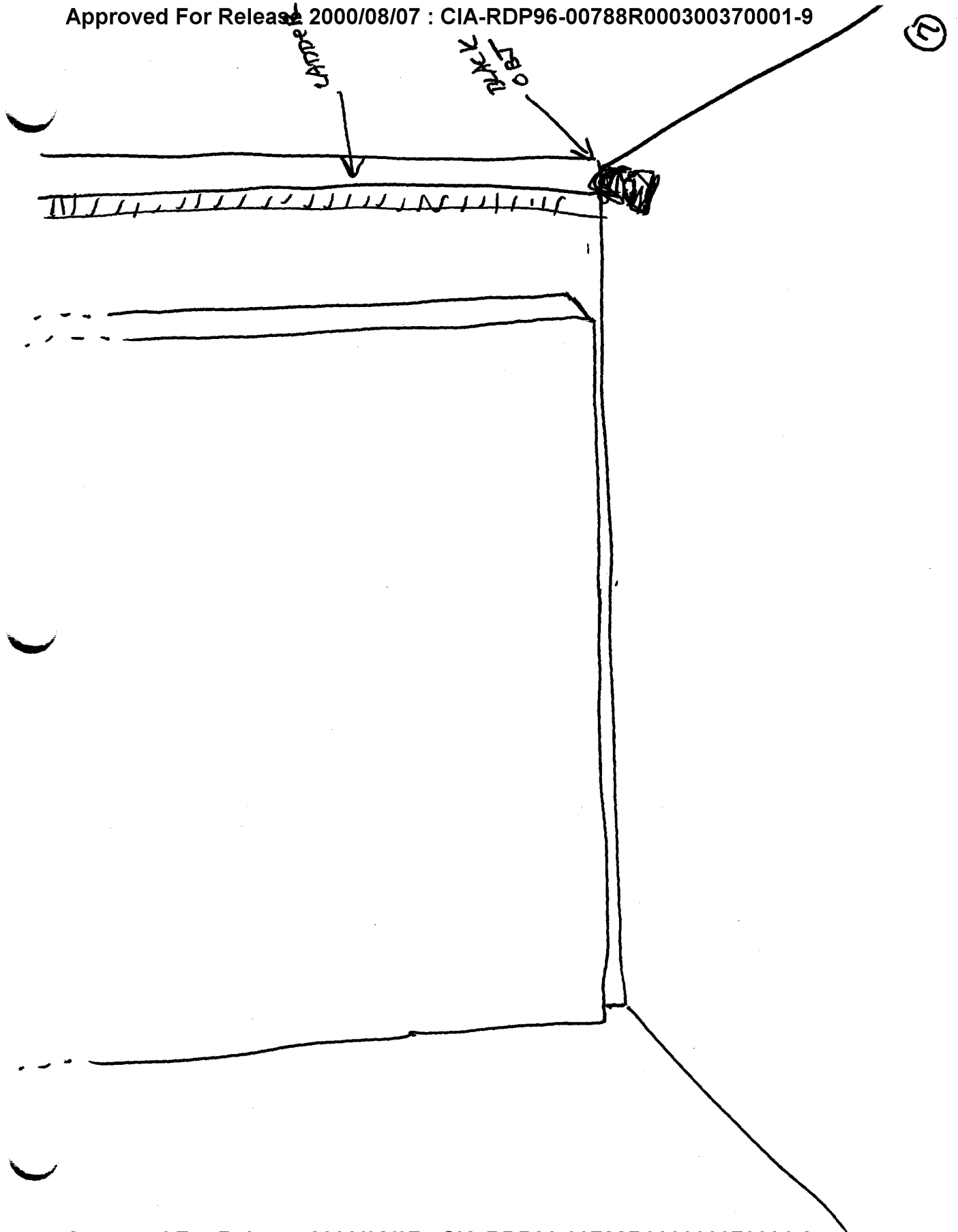




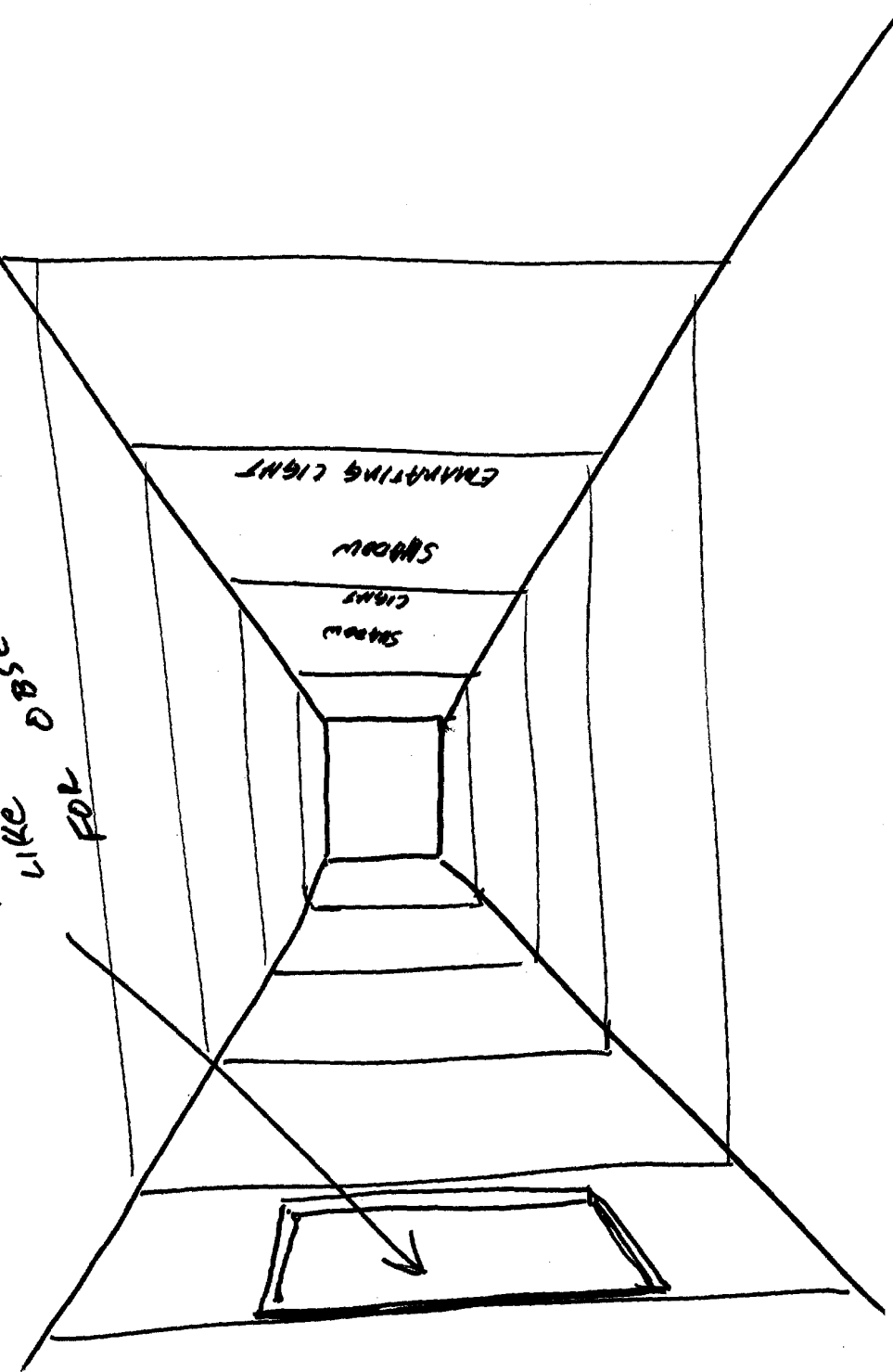


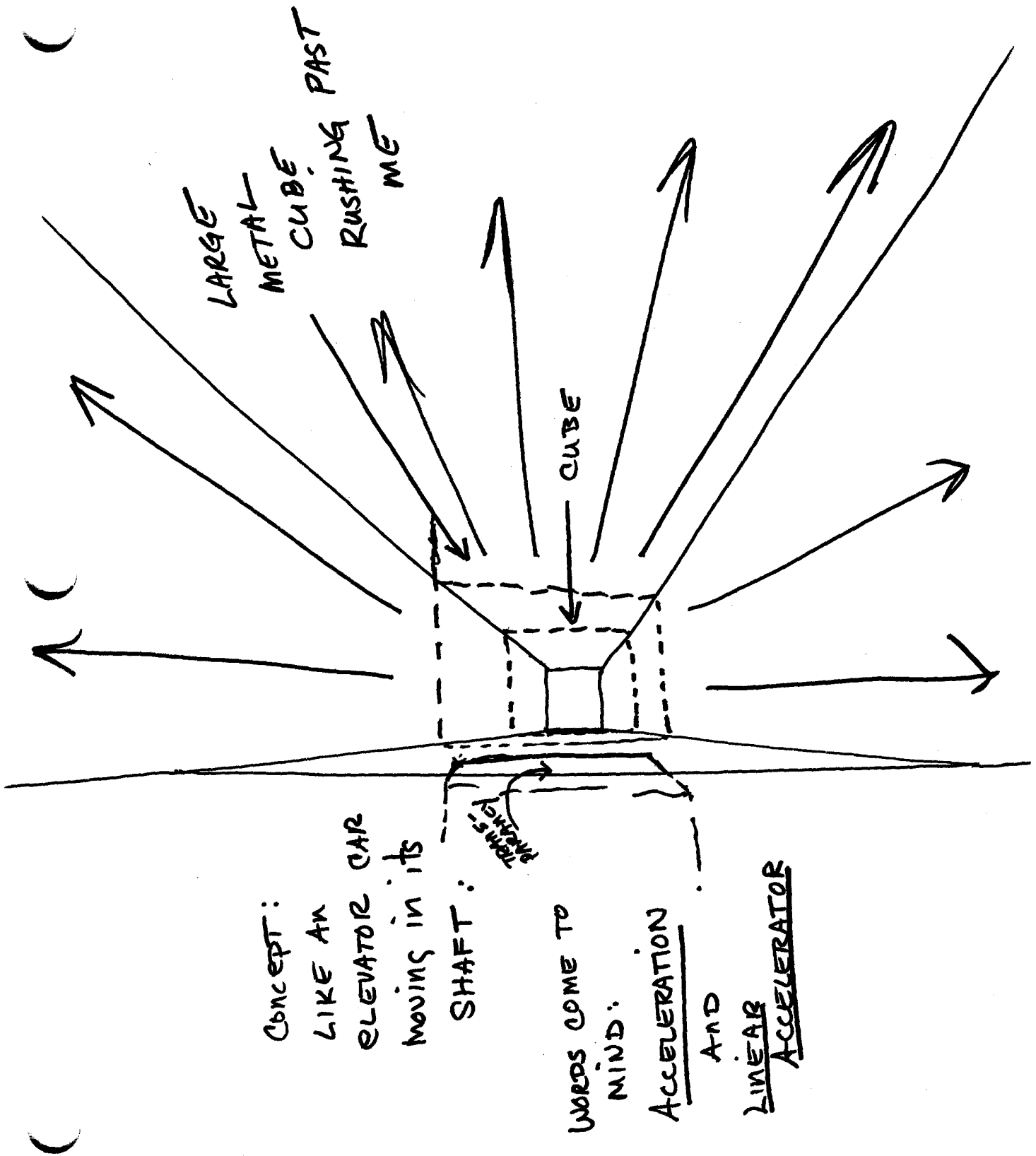




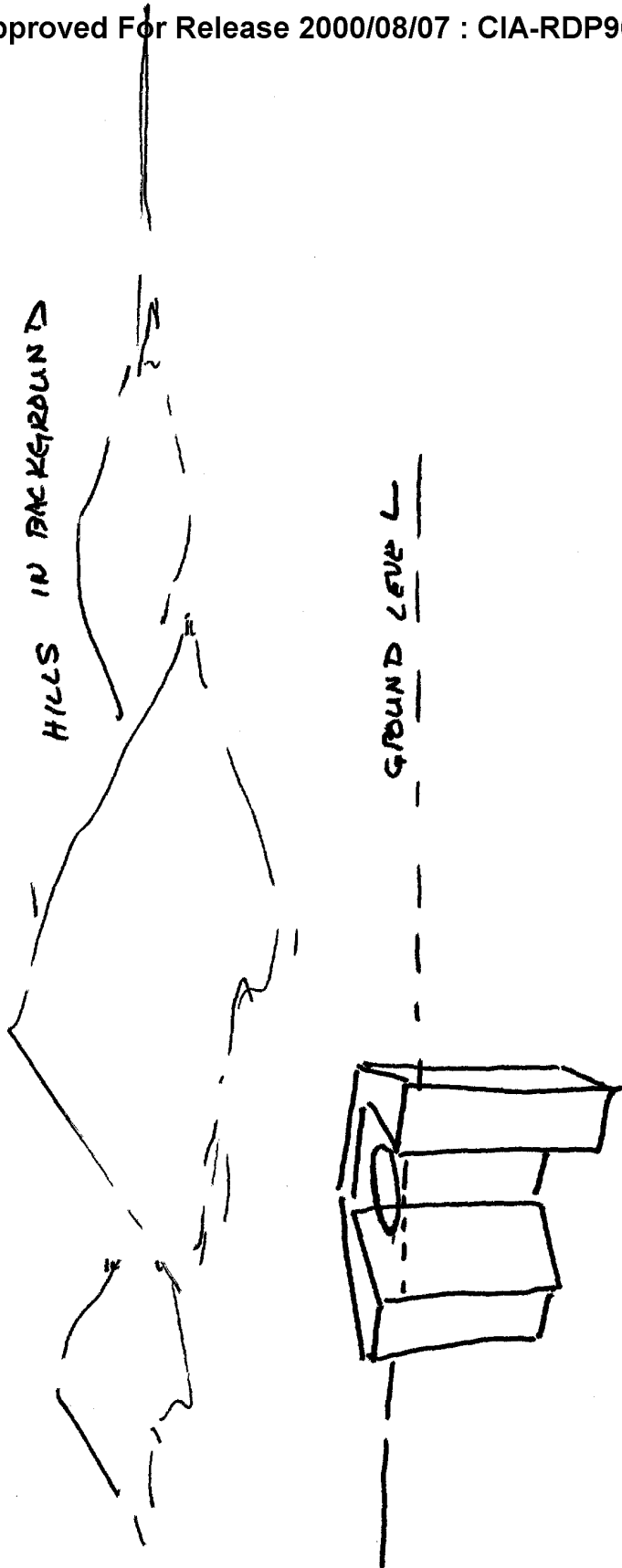


GLASS INSIDE  
TRANSPARENT THICK LEADENED ACTIVITY  
LIKE VERY OBSERVING  
FOR






10



**TAB**



SG1A



Tgt is identified by geographic coords. These  
coords are — N — E. I want you now to  
focus your consciousness on these coords. ~~your~~  
time <sup>window</sup> is 1200HRS local tgt time. Relax now,  
Relax and focus. Describe the tgt to  
me.

OVER