

~~SECRET~~

Not Releasable to
Foreign Nationals

ORCON/NOFORN

GRILL FLAME

PROJECT

SESSION REPORT

copy 2 of 2 copies

CLASSIFIED BY: DIRECTOR, DIA
DECLASSIFY ON:
EXTENDED BY: DIRECTOR, DIA
REASON: 2-301 C (3) (6)

GRILL FLAME

~~SECRET~~

8 JAN 80

SUMMARY ANALYSIS

REMOTE VIEWING (RV) SESSION

1. (S) This report documents a Remote Viewing (RV) session conducted in compliance with a request from SOD, J3, OJCS, Pentagon, Washington, D.C. The purpose of the session was to provide information relevant to the hostage situation in the U.S. Embassy compound in Teheran, Iran.
2. (S) The remote viewer's impressions of the target are provided as raw intelligence data and as such have not been subjected to any intermediate analysis, evaluation or collation. Interpretation and use of the information provided is the responsibility of the requestor.
3. (S) The protocol used for this session is detailed in the document, Grill Flame Protocol, AMSAA Applied Remote Viewing Protocol (S), undated.
4. (S) Following is a transcript of the viewer's impressions during the remote viewing session. At TAB A are drawings made by the remote viewer reference his impressions of the target site. At TAB B is target cueing information provided the remote viewer.

~~SECRET~~

TRANSCRIPT

REMOTE VIEWING (RV) SESSION CC55

TIME

#66 This will be a remote viewing (RV) session
(edited for security).

PAUSE

For the past few minutes now, you've been studying a photograph of an area. Focus your attention now on the building designated as building I. Relax and concentrate. Focus your attention and describe the target to me.

PAUSE

+05 #31 Got a...

PAUSE

+07 #31 Got a feeling of a wall with...windows...s...long wall...back where I started is...wall makes..uh..had piece cut out of it. Little bit of overhang.

#66 Are you outside or on the inside?

#31 I'm outside.

PAUSE

+10 On the far side of the photo, I..uh..somewhere on ..on the side of the..some sort of a..uh..looking at it on the left end..uh..some sort of a large indentation in the face of the building like a covered entrance walk-in. A big abutment on the left side of it.

#66 Look down the wall and describe it to me.

#31 The wall?

#66 Tell me about it.

PAUSE

#31 On the right it has..uh..looking back that way, it has only slight overhang, no..uh..embellishment other than windows. But, up there near this entrance hallway, or something, I get vertical feelings like ..uh..there's some sort of an entrance, or porch..

~~SECRET~~

~~SECRET~~

uh..with just some 4x4 posts that are there for looks. To hold up the roof. They don't really hold up the roof. (Mumbling) for a porch but the that really makes porch is that the main walls of the building pulls back in and under the roof. On the left side is large stone..uh..or cement wall with no embellishment. On the right side as well. You step in...what I want to say...you make a right. You go in this thing about 4 paces.

#66 Before you go into the building, now, stand in this entrance way and look out away from the building and describe that area to me.

+14 #31 What I'm doing now (pause) I see..uh.. straight ahead, I have only..uh..an open area with a..uh.. few large trees in it. They're..uh..the right side of the trees appears to be something flat on the ground.

#66 Move to it and describe it to me.

#31 It's..uh..gravel..uh..walkway of some kind or..uh.. I want to say is..uh..gravel walkway, or roadway

#66 Move back....

#31 Where is it?

#66 Move back to the entrance way now so that you can see it in its proper perspective.

PAUSE

#31 It's out there but it..uh..more of a walk I think. It doesn't appear so big now.

+18 #66 All right. Fine. Now, standing there in the entrance way before we move in through the building.. before we do this stand in the entrance way and look around the area outside for personnel...outside the area. Take a look around on this side of the building for personnel standing in the entrance. Take a look.

#31 There is..uh..to the far left I keep being attracted to..uh..a wall on the far left which has..uh..looks as though it has..uh..bushes and things along the side of it, but, it's back beyond where I started. But, I want to say that there is..uh..a little curb or something along the base of that wall, and that..uh.. there is a..uh..person squatting on this curb .. sitting on this curb not quite with his back against this wall....but.....the more I look at the more it looks like a little terrace....than a curb...uh..

~~SECRET~~

~~SECRET~~

This place is..uh..40 feet out from the..from the building from where I started along the wall, there.

- +21 #66 All right. Move to this new place momentarily and examine closely this individual. Describe his dress to me.
- #31 He has..uh..a brown..uh..sweater thing on...One of those really..uh..big..uh..turtle neck collars. He has sneakers on. Some sort of dark trousers which are long..uh..long in the heels and drag.
- #66 What is his purpose for being in this location?
- #31 He is a sentinal or guard. He's..uh..goofing off.
- #66 What is the input that makes you say that?
- #31 He's..uh..watchful for his own sake.
- #66 Is he armed?
- #31 I think he is. He's..uh..weapon is uh...I keep getting him now like a half reclining leaning back with his weapon laying on its side and under his right elbow.
- +23 #66 Describe the weapon to me.

PAUSE

- #31 Uh..I can't get a feeling for wood on this thing..uh..it appears shorter than others have been..all plexi-glass..uh..fiber glass..black..uh..I'm getting a..uh..strong feeling it's a..uh..a 16 or ..uh..AR 15..no a 16 because I..uh..feeling it's shorter than those FALs and..uh..has a triangular forward..uh..barrel grip guard combination..
- #66 All right. Very good. Move back to the entrance way now. Move back to the entrance way, face the building and look into the building and describe this scene as you look into the entrance way.

PAUSE

- #31 I lost my focus for a minute. Just a minute. I'm trying to get back where I was.
- #66 That's fine. Relax and concentrate. We'll wait.

~~SECRET~~

PAUSE

+30 #31 All right. Walking along the front, behind the window in the cubicle of the entrance way looking in I had the feeling of a..uh..business office. Number of desks set up. Desks set up.

#66 Ok.

+32 #31 Trying to figure out what makes me say that. I'm inside now. Looking out these windows..uh.. appear.....lower now that outside ..uh..they appear almost down to desk top level or beyond. Feeling of a rather modern business office here. Feeling of s-s-s travel...travel (mumbling) office like..uh..first impression was like a tourist business. Travel agency. That was just a feeling I have. Have number of two, three desks along the window. One behind the other with their ends against the window so that they look forward my direction. Feeling of a..uh..a counter in here, somewhere, with a waiting area and chairs along the back of the waiting area along the wall..uh..not a big counter..like..uh.. desk sergeant counter but a waist high counter wood that goes 20 feet. You get in here with a single door, back, glassed in. A lot of glass in it. It's in the back of that. Funny entrance hallway but it's on the right side of it. As you come in you have to go to the right.

#66 All right. That's fine. Relax and concentrate now. Later you can draw for me where this area is in relation to the interest of the building. At this time relax and concentrate. I want you now to search the entire building for people. Search the entire building for people. Move now, at your own pace, and locate people.

PAUSE

+35 #31 I have..uh..a feeling that..uh.. (pause) down a hall and on the left side of the hall there is something going on in a room. I had a..an image of people sitting and working as though they were looking at something like a..a reader or a oscilloscope. A CRT or something I think there are two in this place. They have documents of papers out and they're researching or reading or looking for something. They have equipment there that helps them research and read and look for something.

#66 All right. Move to another area now in your search for people.

~~SECRET~~
PAUSE

+40

#31

Somewhere in the back of the building I have a group of people, maybe six or seven, I have a bald man... but they are...image I have is that these people are sitting around a table. The first impression was, it was a round the table... Let me try to put some sort of order to this imagery here. It is at the other end of the building from before and..uh..I have the definite feeling this is a ..a room that has..uh.. a room that is not a room but rather has pulled tracked room dividers which separate it off like you would find in a hotel or a restaurant. The feeling ..that these things are ceiling to floor, gray accordion walls that slide on tracks in here to close off a small room. In this place, I have definite feeling of people now..the chairs are modern chairs with an S shape leg. ...single leg. The discussion being held here is

PAUSE

Interesting. My feeling is that this is political discussions being held here.

PAUSE

+45

They..uh.. I get a mix.....a mix bag. Possibly three.....I give you what I've got. I've got maybe three or four prisoners. They are not bound or anything. They are sitting at a table and then there three or four others who are students sitting at the table. I had the definite impression or the thought flipped through my mind that not that these people were collaborators but that these students were singling out people for conversation and political argument and also attempting to obtain a feel for what has been happening from these prisoners from an American point of view. Sort of elicitation to get a feel for American perspectives.

#66

Tell me some more about the prisoners that have been chosen for this discussion.

#31

One man that strikes me..uh..is a a balding...bald man on top and he is..he has a beard and a rather almost cherubic (phonetic) faced. He is ..appears to be mid or early 40 is all. And, appears to be a..um 175 and it's hard to tell with him sitting.

SECRET

Maybe 6 feet. 5 11, at the most. He's sitting with his hands on the table as though he is fiddling with something with his fingers. Like one does when one talks or listens. Like a paper clip or something weird. He's on the left side now to me. The next... Let me drop back and try to get another image there.

#66 Ok. Good. I will wait.

PAUSE

#31 I keep wanting to put a woman at this table. She has a....

#66 A woman hostage or a woman student?

+53

#31 Hostage. She has a shoulder length (pause) she has a roundish face and a jawl. I have this riding of a freckled complexion. Not blotched but freckles and a sharp bridge of the nose. I see here with just above shoulder length hair. Wanted to put her there a sitting back a little ways, but, still like leaning back in her chair.

#66 Ok. We've been at this for quite awhile now. I would like to give you the opportunity to add anything that you would like to add now and then prepare to draw the ~~images~~ images that you've had.

PAUSE

#31 I've got a backache. There is another....I'm sure there is another man here that is a hostage as well.

#66 Ok.

PAUSE

#66 Ok. Now we'll draw the perceptions that you've had of the target.

#31 Ok. First (pause) I had the definite feeling where I started out I had the feeling I was at the right end of the building where the notch is cut of it. If you follow what I mean. There's a notch in the building somewhere. OK. Feeling that there were series of low windows along this side here. OK. But, that then on the left side of this I had the feeling that there was a little bit of a porch developed...porch type structure developed, ok.

Main part of the building continued along like this. And, (pause) there's a break in it. And, that break is the hallway I was talking about, ok. The hallway goes back in like this, ok. and this is all covered over of course. Like that. Let me see if I canok.....and there's where the door is, I was talking about. There on the right side. Like that. Ok. I had the feeling that back in here was dark that the left....that's what I was talking about. This big buttress this side here of the building has no....on the left has no windows, or anything, it's like sta....I had the feeling I was standing along side of one of these very modern, outside fireplaces that are on the back of the house and you come up next to this thing, and you just have this ...this massive feeling of just a blank, brick, solid massive thing on the left. OK.

#66 Which would be directly across from the doorway.

#31the door. Right. From the door. Ok. And I had a linear (phonetic) feeling as though this small porch ...nominal porch only.....just a little rain coverwas....was nominally held up by 4x4s or about that size. I couldn't tell if they were round or square but there were some posts here, in the foreground. When I went back of the hall that I'm drawing, I looked out and I saw them again.

#66 So we have this hallway, that you call, or the entrance that actually goes in there, is actually like a piece of the building goes back in, and you have to take a...you go into that piece of the building that is missing, and then take a right to go into the door to get into the place.

#31 Right, Right. Correct. I did not perceive any other doors back there. Just the one on the right. That's all I am going to draw because I wasn't paying too much attention to the roof. A little bit of an overhang over the top of the windows on the main side of the thing. That's one.

Now, I'll draw an overhead in two. Like that. Along the right side, I didn't see anything back, along the right side I had the feeling there was a wall that went out and was somewhat of a..somewhat of a ..how do you describe it..a hill with bushes planted along this wall and this went on like this. Out, about here, was a guy sitting on the little terrace that's on the bottom of this wall. In the Xs is the marks were roughly where the guy's position is.

SECRET

~~SECRET~~

He was sort of goofing off, you know.

#66 Ok. Why don't you draw a little...guard position or sentry position.

PAUSE

#31 I'll just put squatting guard because I had the feeling he was sort goofing off for a quick smoke. Maybe he was blowing some hash. I don't know. I'll draw the dotted line here because I'm not too sure this is the porch area and a couple little things....feeling of windows, inset, but windows are drawn here....on the right side. Now, I had the feeling of a trail or a....well, it was more a feeling of a gravel path somewhere to my left. So when I stood out here on the porch and looked out, I could see a tree here and another tree behind it. Sort of in a row, pointing to the building but partially hidden but I could see across this open space, over to the left of number two that there...it felt like a gravel path and I would like to say that it was...it was a gravel asphalt combination. It wasn't really a gravel pass that when you step in it your foot sinks in, but, a path that's gravelly and rough, but solid and that it got little curbs....I had this funny feeling it had little asphalt curbs along it to sort of keep the grass out. Little tiny asphalt curbs.

Continuing to work on two then as the overhead. I had the feeling that there was a counter...How am I going to do this? There was a door behind me. There is something there. This is the thing here. That wall goes along here. Here are chairs. Like waiting chairs. Here is the counter. This thing is probably out of proportion. Along here were the desks. I'm not saying that's to scale here. Let me go inside and draw.

#66 Ok. Draw me some arrows to those desks. ✓

#31 Feeling was like this. I'll go..three is an interior shot..ok..foreground..shot..counter..goes off in the distance like this... The doorthe wall....the chairs...sitting along this wall....here's the counter. Now, this is the door. Glass door. Aluminum frame, modern type door.

~~SECRET~~

This thing is indented so that...How do I want to indent it. This wall is a box in number two. You will notice there's a dotted box here. This wall here, number three, that's right inside the building is the edge of that box. So there's something.... There's a box there that cuts everything off. In the back is the wall. A feeling of a long and low window which, when you get right down to it, I believe is just this first window here. It's probably another room right here. Like this. Here is (pause)...here is where the desks are. Come on #31 you can draw a better perspective than that. The tops of the desks are almost along the window.

PAUSE

I would say that there might be several other desks there.

#66 Ok. That gives me an idea where this entrance iswhat side of the building this entrance is in relationship to where this room might be in the complex. From this point I asked you to look for some people, and you found yourself in an area where people were reading something.

#31 They were researching, reading. They had equipment. They were looking and digging. My first impression was that it was computers they were sitting at. Some sort of a computer terminal. But, then, the more I sat there, the more I looked at what they were doing. I had the idea of papers spread all over the place looking for dirt. Going through files and looking for dirt and records and stuff

#66 Ok. Is this in this room?

#31 No.

#66 A different room.

#31 Yeah. Tell you what I'm going to do here. There, that's more like it. I think that there's.....a wall goes up like that. What I ended up with is...walking on two.....on sketch two I'll put an X in the rough area of where it is. I'll call it X sub 1...is where that place is.

#66 The other room where they're reading. So they'reso between here, and here there are partitions.

#31 Right. The room with the reading stuff and everything. Right. I had to go down the hall and everything else. But rough guess....uh... as though I was standing at the door.....I'll put a little map here....as though I was standing at the door....here in the foreground is the counter.....here in the background ...ok...there's a hallway there....counter.....come on #31 you can do better than that. When I started to look for people, I went this way because there was nobody out here in the forward area. Nobody out here in this central.....where the counter is... everything else. So, I went across the room, katty corner, like this, into the left foreground of three, which is into this hallway. All right. Having been shown the overhead imagery....the general structure of the building I had the feeling that I was cruising down this hallway and that I got pretty darn near to the end of it and then made a left. The left...the idea....the left which is going out on the left wing of the building...the far wing of the building is where I was being drawn. Is where I was going. Suffice to say, I went down the hallway, I was drawn on...a wi...out off the hallway to the left, ok, and in that, then, picture here is doorframe right.

#66 Moving to page five.

#31 Five, right. Here, I had a feeling of....feeling of a window....on this desk thing...this goes around two corners, I think, was..uh..I thought ...technical things went through my mind..... computers, radio, microfish reader, records. This kind....all these things came through my mind because there is some sort of ...a piece of equipment there sitting up on this desk which is electronic. I had the computer feeling.....feeling was based on a feeling that these guys...they were looking at a cathodray (phonetic) tube of some kind. They were sitting out here in the foreground. Guy was sitting...feeling like he was holding open this big manual or was reading something. He's sitting here. The other guy...the other person had their back to me and was sitting there looking at it. Like this guy was reading, and he was reading and they all trying to dig up garbage. They were trying to find out more about what goes on.

#66 So let me reiterate here. I asked you to go look for people and you found yourself going down the hallway

being drawn to the left and then looking into a doorway in which you saw this technical thing.

#31

Yes. And, sitting reading manual or messages. Here's another guy...ok...another guy sitting, working in...on...uh...microfish...CRT, computer terminal or the like. That's this guy, here. This guy's like helping him out. Both in there. That's their project. That's a window. Uh.. I got a feeling for massive papers laying all over the place. Books and papers very disorganized and jumbled.....somebody had been working there for an awful long time.....papers strewn all over desk. That was somewhere down in...on sketch...I'm sorry somewhere on sketch was in the far upper right corner of the building. All right. Then you started me looking for more and I..uh.. came back out the hall..tried to look right and left at the same time.....got absolutely no feeling for anyone down in that wing of the building...the right end of the building. Now, as I came out, back into what I thought was the...the tour..travel area and everything...the travel area, the counter, everything stayed the same. I..uh..but the left.. now on my return, the left which is actually the back part of the building in that area, began to take on a new...began to take on depth because now I was going through that area. I got the feeling it was all one big open bay. That there was no real...I did not see or detect any partitioning or anything separating the front area of this part that I described from the back end of that room. I got the feeling it was a large room.

Where are we? Six. OK. Counter over here. Chairs here on the left of the sketch. Counter little longer like that. I got down there. Now, what the hell did I see? If I could remember what I saw. It just goes back and goes off. A hallway. I had the feeling that this....I came back out the hallway...with a dotted arrow there...hall from number five, ok. I got back out here. This was essentially all open but I had the feeling that, that it was opened but could be closed off in places. I was looking across this open room, open bay, essentially not much there. You have to remember I was looking for people too. I might have been looking through a whole bunch of stuff. I had the feeling, just off in the middle of nowhere, a remote corner of this big room was

~~SECRET~~

this round table and it had six or seven people sitting at it. Up there in.....here.....ok.... good ways away.....you know.....50 feet away.... 60 feet away.....and that surrounding this room. Well I'll do it more.....it was more like these big, almost like these curtains....you know these accordian type panels you can use to close off a conference room.....there was a feeling that this area in the back was very flexible and that it had alot of these moving walls and partitions in the back and it just happened that these guys were sitting inside a bunch of partitions that had been pulled together to make a little closed off room.

All right. Go on to seven and I'll give you more of what's there. Seven. I also had it across the foreground as well. These are the accordian type things. A little handle on them. Gray..brown/gray. Accordian wall partitions. In here was this table. At the table was bald guy. Little bit of hair around the back. Bald guy. I got the idea that these people weren't...it was almost like a political indoctrination cleverly disguised. Let's discuss our problem now, ...this is the situation...you know...give us your feelings about the American people. You know. What do you think...you know. There's a bald guy here. Had the feeling of the woman sitting here. Another fellow, who I think was a prisoner...not too sure...notice how the bald (mumbling) on this poor sucker is most important thing. Anyway, another man...I didn't even get a chance to recognize him. A woman..bald man...um..another man...ok...and then a raid (phonetic) around the conference room opposite them. Not opposite them, you know...around them were other people.

#66 Ok. These others. What role were they in?

#31 Well, it's hard to tell. They were like...they were questioners but they were more elicitors. They were coming on friendly. they were coming on in..how can we work together and solve this problem ...type of a situation. They were not interrogating hostilely...they were not angry...they were not upset.. they were not intimidating the other people. They were like say.....trying to bring them out of their shell for manipulative purposes but they were not openly hostile. I think that they were the captors and that these people were the captives. The

striking feeling that I had was the peoples... what you hear about the people's commissars.. You know. The whole indoctrination. What do you call it...flaguration (phonetic) It's used in communist. Everybody gets up and confesses how they really weren't a great communist this week. They promise they will do better. That type of a thing. Other than that, I'm really at a loss for words as to how to describe it. I'm going to label this thing indoctrination. Indoctrination disguised as a political discussion...session.

The thing to get across, like I said in this session is that these people are not collaborators in the classic collaboratory sense. They are required to come here and then they are manipulated.... they're desires and wishes to get out of this thing alive

(turned tape over)

#66 Ok. You were saying ..uh..a little bit more about the flavor of what you felt in this discussion.

#31 Yes. Not knowing where the tape cut off actually. I'll start....it's....they're not collaborators in a sense that they are actively assisting. What they are called...what they is...the captors are trying to solicit their help. Playing on their fears and saying.....look if you help us....if we talk about this....we come up with some solutions to this then it will help us all to get out of this thing. You know.....get back to your loved ones type situationand they're using this sort of a media in a forum to do several purposes. One is to gain the captives assistance of.....the unwitting assistance in assessing....assessing Americans....assessing Americans. What do you think now. What are your countrymen going to do now. Why did they react this way. We don't understand. At the same time they're using that as a means to go....to push this big guilt trip, you know. To push this big guilt trip on the captives as being representatives of running dogs of American Imperialism, bla, bla, bla. Getting them to do this big confessional routine that's, that's..uh..that I was talking about earlier. We're really sorry we did all this stuff, bla, bla, bla, and so on and all the rest of the stuff. So they're not cooperating in the sense of active cooperation. They're being pumped for what they've got and at the same time they're being force fed political indoctrination cleverly disguised.

I didn't get any feeling for a whole bunch of guards, or anything, standing around. Pretty dignified type of low keyed interpersonal type of a relation....of a scenario...you know...group discussion..scenario. It doesn't really come off if you've got 18 boogie men hanging around with rifles and brass knuckles too.

#66 Ok.

#31 That's about all I got.

#66 Ok. Anything you want to add? How do you think your imagery was compared to other sessions?

#31 It's about the same. You know. Average. Once I got into the session..there was alot of noise going into the session....enough distraction noise. It wasn't really bad but there was enough distraction noise. Once I got the front porch idea...once I got something I could be interested in that would key my interest then everything picked up and it went all right.

#66 If I showed you some pictures do you think you might be able to recognize the people you saw at the table?

#31 I think I will recognize the bald guy and probably the woman. I got ...I got enough. Have a feeling there's a limit to draw on women but theres one of two. The bald guy, I think I could.

#66 Ok. Anything else you want to add then?

#31 No.

#6.5 Ok. This time I'll show you some photographs and let you study them and see if you can possibly pick out the folks that you identified during the session. We'll turn the tape off just to save time and we'll come back on afterwards.

Ok. You've had a chance to study the photographs. You've picked out a couple of people here and for the record let's get their name down. For the female hostage you've selected Catherine KOOB. Do you want to tell me why you selected that one? What you feel about that particular individual?

- #31 Well, I think this photograph is a little old. The woman that I saw had a narrower nose which this one doesn't...a narrower nose bridge, but her hair is longer now. She had wide strong jaw and the other thing that I remembered was on the tape during the interview is that she had a freckly complexion as opposed to a dark, tan, or whatever. It was freckly. And this woman looks like she would have such a complexion than ~~the other woman that I looked at.~~ Although the other woman's hair is probably right. I think that this is a rather old picture. I did not see the woman wearing glasses. She has glasses in this one. I feel better about this one. Let's put it that way.
- #6.5 Ok. The male hostage. You couldn't identify any photograph as being that individual. Although you did select an individual that most closely resembled him. That was a Jerry MIELE. You want to talk about that for a second.
- #31 The predominant feature in the person is a bald head. Well, this MIELE is close to being bald. That's the main feature, but, the other thing that I said about the guy is he looks like he's 5 ll or maybe 6 feet, but that he wasn't quite...I don't know if I said it or not....he looked to me like he was out of shape. He was sitting in short sleeves and he looked like he was out of shape but about ...in his 40...and..uh..this guy MIELE just sort of strikes me as being the better of two guys that are actually balding in the photograph. Granted, this too, may be an old photograph. I got the impression that this guy is totally bald on top. Both of these possibilities still have some hair on top of their head.
- #6.5 The other possibility that you are referring to
- #31 And he was not wearing glasses and there are no glasses in that photograph.
- #6.5 Ok. The other possibility that you are referring to is a Richard H. MOREFIELD.
- #31 Again. The reason I selected his photograph is him being a possibility; even though it's not as strong as the other fellow's...the balding affect. Just from his general body build...I wouldn't saythis is not nearly so strong for this guy as it is for the other. That's all.


#31 That's the only thing I can say about him. The main feature is his bald head. Thinning out on top.

#6.5 I think what's important is to get across that we don't have a positive identifications in this case. We just have a couple of..uh..suspect candidates, ok. We want to make sure that we recorded that.

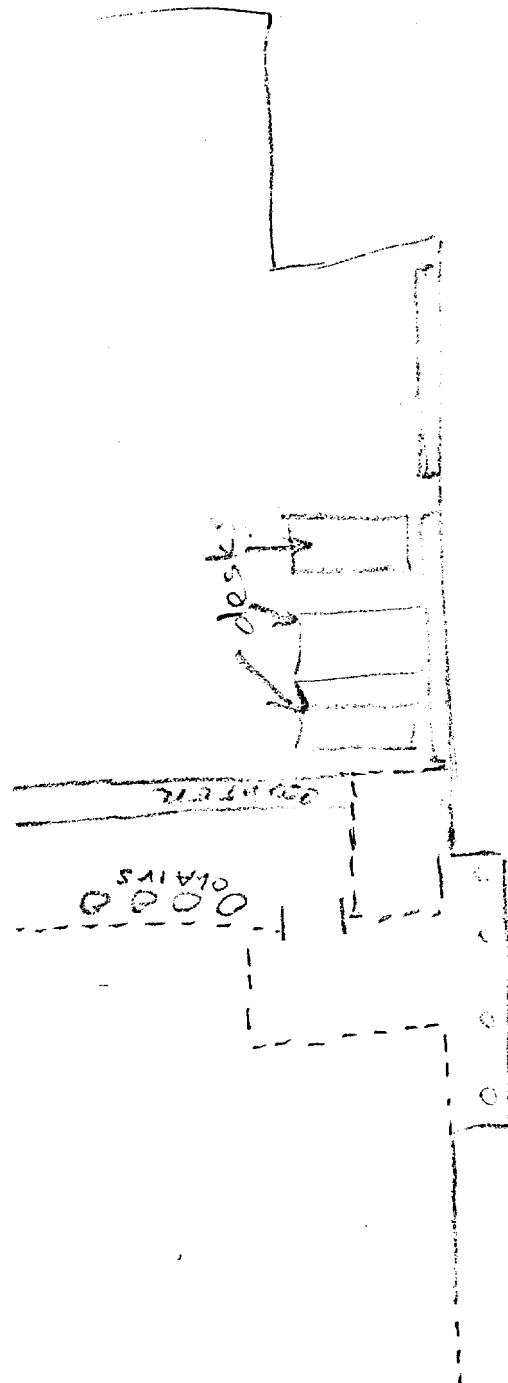
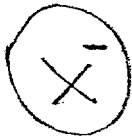
Ok. Any other questions? Comments?

#31 No.

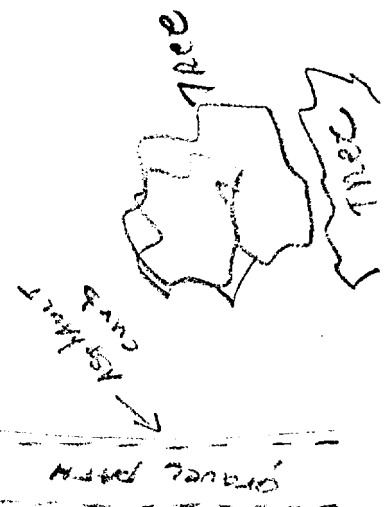
TAB



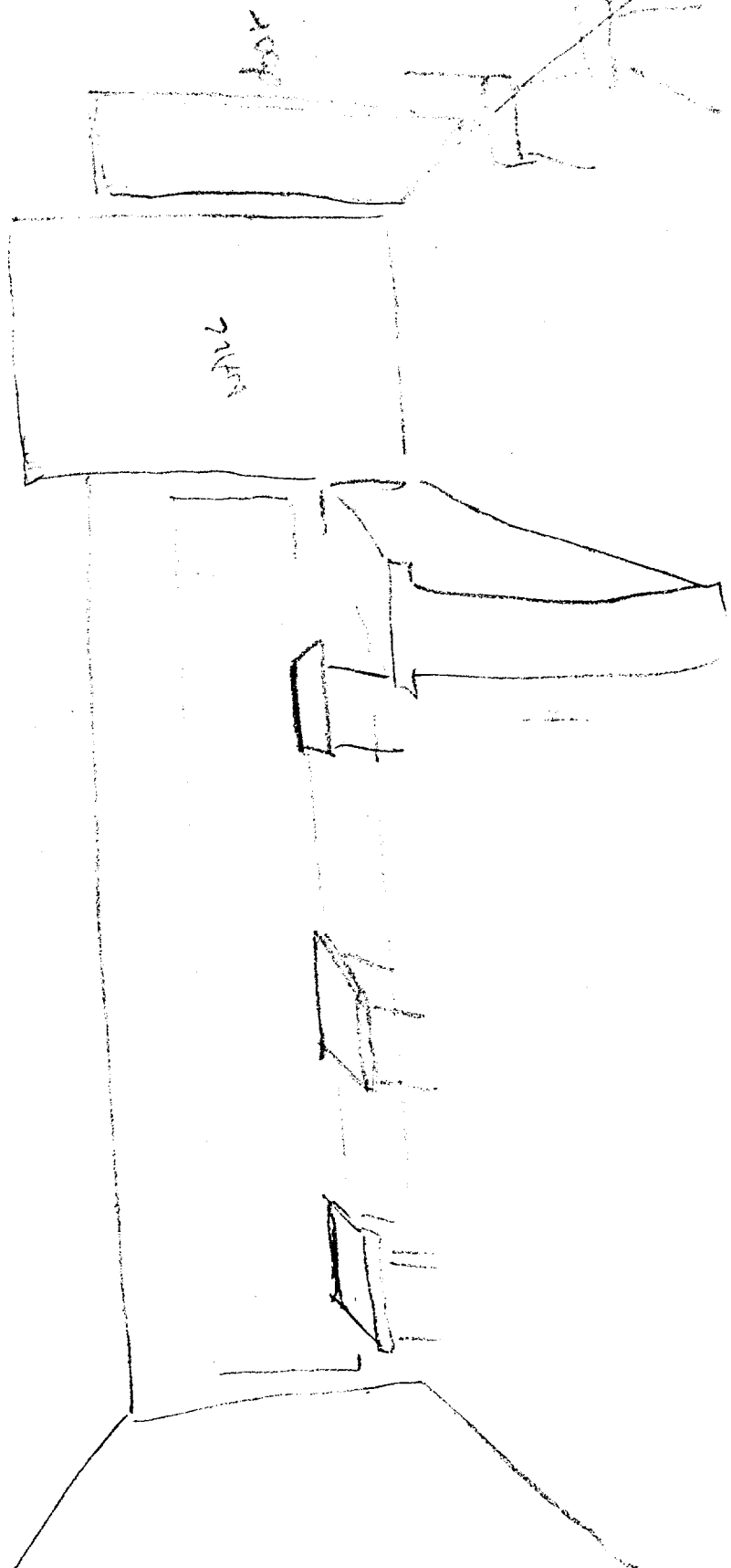
2

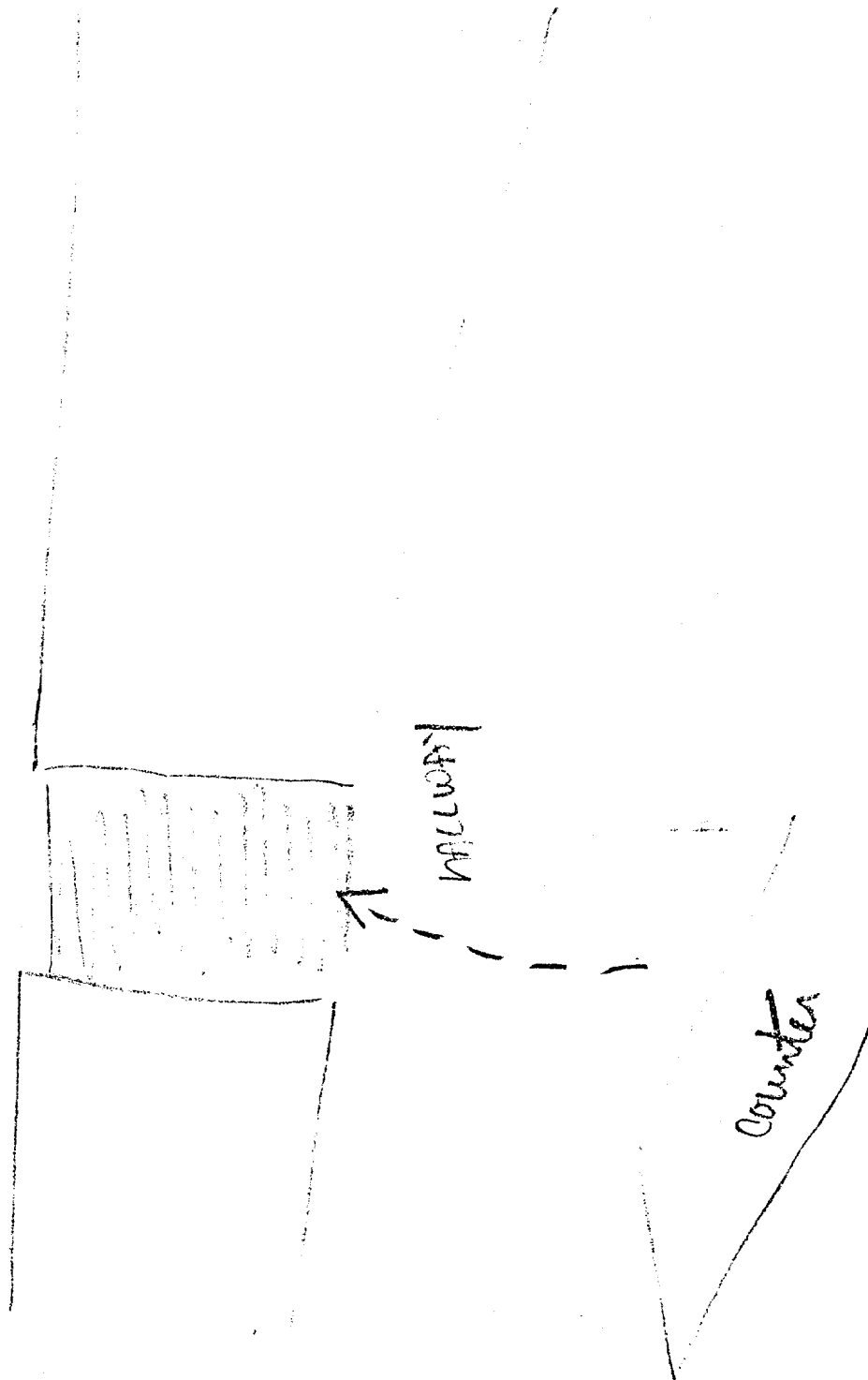


SQUAD
guard
↑



(S)







5

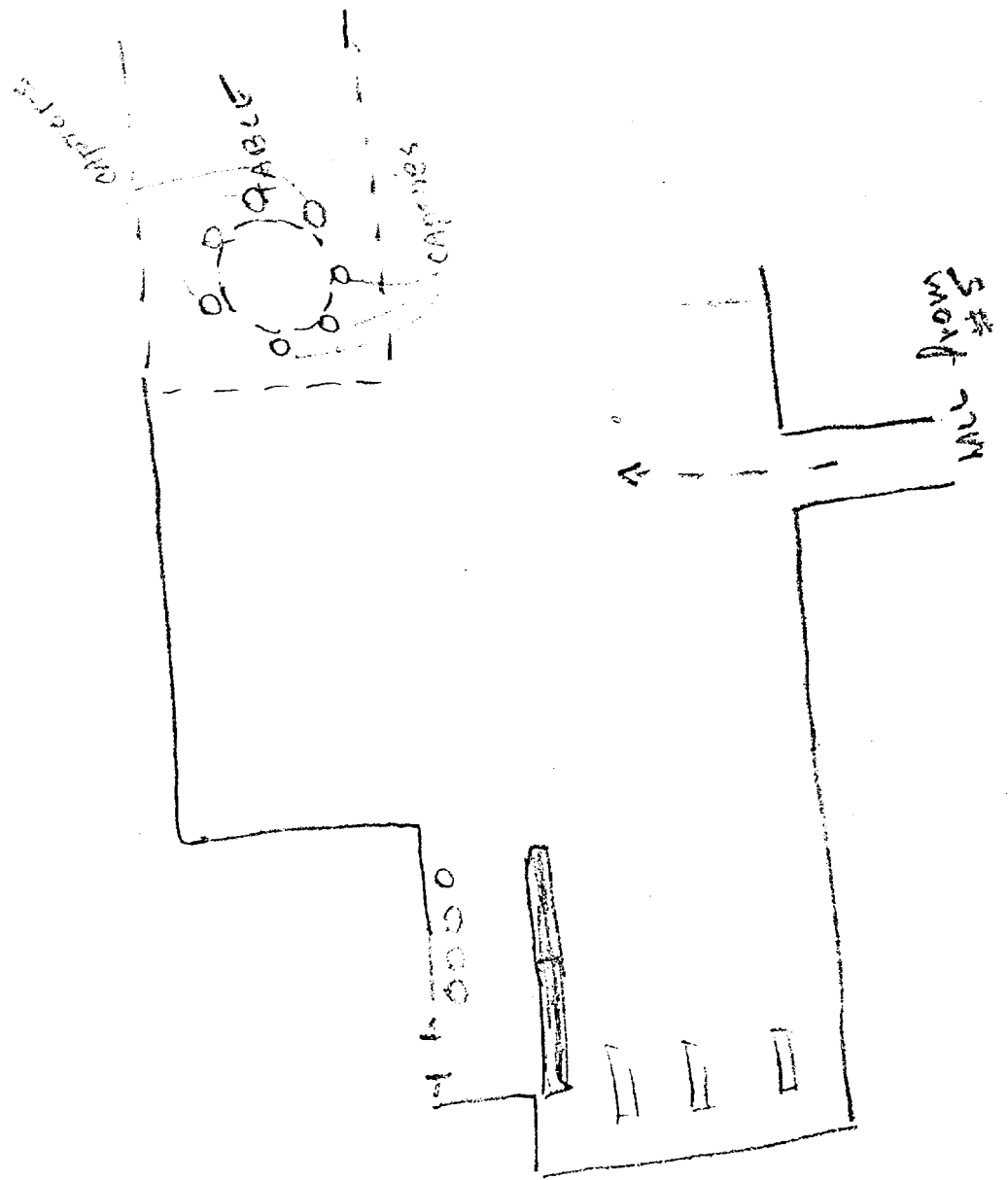
Papers
equipment
all other
documents

Handwritten notes at top right, including "Handwritten", "Equipment", "Papers", "all other documents", and "documents".



Handwritten notes at bottom right, including "Handwritten", "Equipment", "Papers", "all other documents", and "documents".

6

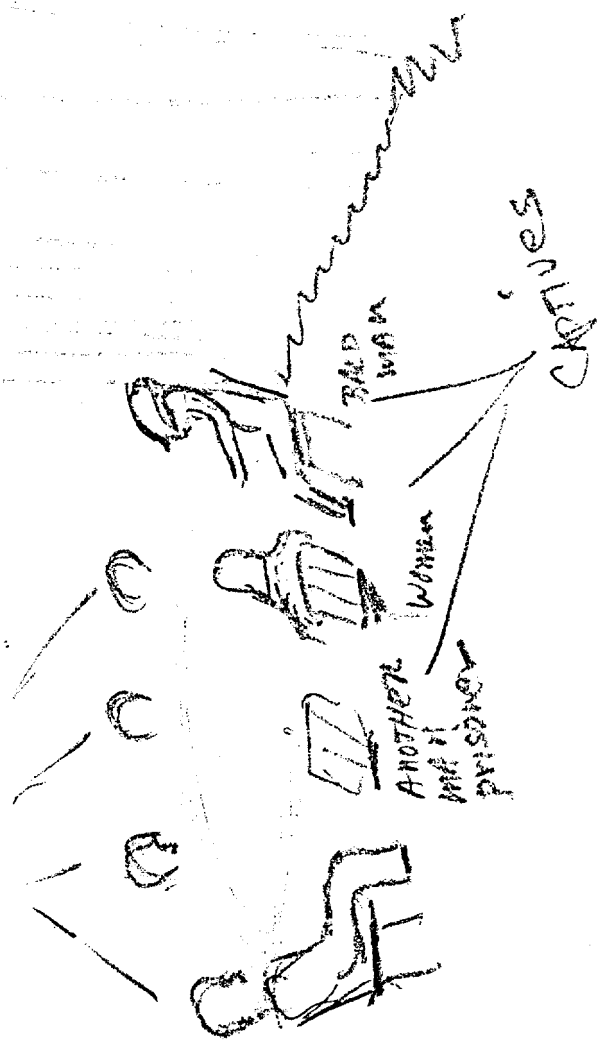


7

brown-
grey
accident
wood
pattition

throughout
discharged as
population
session

chairs



TAB

TARGET CUING INFORMATION

REMOTE VIEWING (RV) SESSION CC55

1. (S) The viewer has been exposed to open source news media information, classified overhead imagery and photographs of many of the hostage personnel. He knew he would be working against the hostage situation in Iran.
2. (S) At the time of the session the viewer was asked to describe an area referred to as area "I". He was shown overhead imagery of the US Embassy compound in Teheran, Iran. The area designated as area "I" was pointed out to the viewer by the interviewer. The imagery is not included herein due to its classification.
3. (S) The viewer had not worked against this target in the past. The viewer was not told anything about the area he was trying to describe except for its letter designation.