

~~SECRET~~

ORCON/NOT RELEASABLE TO FOREIGN NATIONALS

GRILL FLAME

PROGRAM

SESSION REPORT

Copy 2 of 2
CLASSIFIED BY: DIRECTOR, DIA
REVIEW ON: JAN 2000
EXTENDED BY: DIRECTOR, DIA
REASON: 2-301c (3 & 6)

GRILL FLAME

~~SECRET~~

~~SECRET~~

16 JAN 80

SUMMARY ANALYSIS

REMOTE VIEWING (RV) SESSION -CC66

1. (S) This report documents a Remote Viewing (RV) session conducted in compliance with a request from SOD, J3, OJCS, Pentagon, Washington, D.C. The purpose of the session was to provide information relevant to the hostage situation in the U.S. Embassy compound in Teheran, Iran.
2. (S) The remote viewer's impressions of the target are provided as raw intelligence data and as such have not been subjected to any intermediate analysis, evaluation or collation. Interpretation and use of the information provided is the responsibility of the requestor.
3. (S) The protocol used for this session is detailed in the document, Grill Flame Protocol, AMSAA Applied Remote Viewing Protocol (S), undated.
4. (S) Following is a transcript of the viewer's impressions during the remote viewing session. At TAB A are drawings made by the remote viewer reference his impressions of the target site. At TAB B is target cueing information provided the remote viewer.

~~SECRET~~

~~SECRET~~

TRANSCRIPT

REMOTE VIEWING SESSION CC 66

TIME

#66

This will be a remote viewing session (edited for security).

PAUSE

Relax now. Relax and concentrate on today's target. A target has been selected for you and this target is designated by a letter. This designated has been recorded and is in the possession of #6.5. Focus now on the target which has been selected for you. Relax and concentrate. Focus on the area designated as your target. Relax and concentrate and describe the area to me.

PAUSE

+05

#11

I started out by seeing corner of the...building. I then moved to the front of this building ...noticed set of doors. I moved beyond the doors in the same direction.

#66

Describe the area inside the doors.

#11

Well....we can go back (phonetic) but there's a whole puzzle we need to put together first.

#66

All right. Describe it to me.

#11

I'm looking beyond the doors in the same direction Looking at this building. The front door...main entrance. It (mumbling) similar to one face of the Pentagon. The building...this face of the building is longer (mumbling) was high. It was devoid of any decorative (mumbling). It was just a plain building. Immediately after that impression I received a impression very clearly of a...of building that looked like a vary large cathedral. Gothic in structure and along with the flavor of this cathedral building I started seeing a street scene. It was evening but it was raining. There were people walking on the street with umbrellas. I had a flavor of..... Paris sticks in my mind...the cathedral, the streets; European flavor. That's it.

*North
Floral*

*CONSULATE
BLDG*

*RAINY
16 JAN 80
EVENING*

Flavor

~~SECRET~~

+10 #66 Ok. In focusing your attention on the target, remember to focus on a real time basis, between two and three in the morning, Iran time. Focus on a real time basis. Move to the entrance way now and describe it to me.

PAUSE

Consulate?

#11 The doors to enter this building appear to be double doors that meet in the middle. Uh..original impression of the...part glass, part wood. I have the feeling there's a short hallway. Appears to be design on the floor of this hallway. Like mosaic or something, and another set of double doors, identical to the first.

PAUSE

#66 Search the interior of this building for people.

PAUSE

#11 Once inside both double doors, if you.....a short way to your left appears to be a lounge type area. I sense there's several people in this area holding a rather active conversation. Perhaps they're guards.

#66 Tell me the raw information that makes you say that.

PAUSE

+15 #11 Several people. Three or four in a group having active conversation. This small group..uh.. are not apprehensive..uh..seem to be in control of situation. This, this area appears to be..uh.. this lounge type thing has always been that way. It doesn't appear to be make-shift. I get the feeling that before the situation it was a waiting area or lounge.

PAUSE

#66 Move through the remainder of the building intending to look for people.

#11 I get the impression of a fairly large room which has been partitioned off...partitioned off into separate little cubicles. Seems to be a number of people in this...in this room.

#66 And who are these people?

|| #11 The thing that pops into mind are Marine guards. ||

#66 Explain the data which makes you say that.

+20 #11 It's just impression that popped into my mind. I also got impression of...I saw a young man... dark hair...wooly (phonetic) mustache...fairly young. Late teens, early 20s. Spanish, Mexican descent. Fact is, I have a feeling it was the young man in a television interview.

#66 Describe the activity in this large room area you are viewing.

#11 No activity. Quiet. The young man that I saw was in bed. Seemed to be restless and propped up on his right elbow looking directly at me. No other activity; other individuals appear to be quiet in their beds. They are all in a common area that are separated by partitions.

Where? #66 I'd like you to take a moment now to examine this room in an attempt to determine the number of personnel in the room. Take a moment without reporting to me to examine the room. And when you feel, you may report to me.

+25 #11 I see four people on my side of the room. Three or four on the other. I just have a feeling that there are supposed to be four on the other side but there are three occupying...more than four and less than eight. Six or seven. Seven. I have a feel for seven.

#66 I have no further questions about this target. I'd like to present you the opportunity, at this time, to add any perceptions you feel you would like to add.

PAUSE

#11 Several things. As you went into the main entrance I had a feeling you could either go left or right. There seemed to be nothing happening to the right. All personnel and all activity were to the left of the main entrance. Also this common room is down

~~SECRET~~

on the left beyond the lounge area. When I entered this common room for a moment when I observed an individual on his elbow...resting on his elbow, it was almost as if he was aware of my presence. Very shortly thereafter (mumbling) moved around to his left side.

#66 Anything else you would like to add before drawing your impressions?

#11 Give me a second. I'll put it in neutral and see what comes.....

PAUSE

#11 The only other thing is I feel somebody of this group is missing. Person of this group that should be there or supposed to be there is not. Should be eight instead of seven.

+30 #66 All right. Let's draw your impressions then.

#11 Ok. Drawing number 1. I used this perspective I had from when I went...of the building...perspective of the building...and, over here there appeared to be steps leading up to it. Here, it almost seemed to be set back, but I'm not sure if it was or not. There was these double doors and appeared to be partially wood with big glass windows on it. It's really not a very good drawing, but... I started up on this corner and moved in the direction of the arrow. I got about here and was looking back at it. Didn't see alot of detail. There appeared like there might have been some long narrow straight windows. But, the building was not ornate. Didn't have any ornate things on 'em at all. It was very plain.

#66 How tall was the building?

#11 It appeared to be multi-story. Maybe two-three stories.

Uh..drawing 2. Immediately after that impression, I had the impression of looking up at a very Gothic ornate cathedral. Just the opposite of what this was. It reminded me of a cathedral. High...it was very high...ornate. I had a street scene. It was dark, evening. It was raining. I don't know what value drawing those would be.

~~SECRET~~

#66 Why don't you proceed on into the session.

#11 Uh..and I saw people walking....not people....not alot of people...uh...several people walking on the street with umbrellas. Then we went back to this entrance way and from here on I might as well draw an overhead view of the clan or the scheme of things. Uh..this is the building. I'll put some steps on it here. Here we have these double doors. There seemed to be a small entrance way there and another set of double doors. There appeared to be, in this little hallway here, some type of mosaic into the stone. Some design. Uh..for some reason it appeared to be somewhat circular. This design in the floor was made up of little tiles...or appeared to be. Through these doors there appeared to be a hallway on my right and a hallway on the left. But, over here, on the left, and just to make it clear I'll draw an arrow down here on the bottom, left and this is right...there appeared to be a lounge area here. With sofas. Almost seemed to be arranged this way. Sofas, chairs, etc, table, and, there were several, as I described, uh..several individuals sitting there involved in...discussing, talking rather lightly ...in a very light mood. Uh. there may have been two, there may have been three. I don't know. But, there were several individuals in this lounge area. As I say, this appeared to have been a lounge area in the make of this building. It wasn't make shift. It was a waiting room or a lounge area of some sort. Uh..further on down this hallway or corridor was where the common room was. It would appear to have been down the corridor and towards the front of the building. Somewhere down in there. It seemed to be down on the....down on the end. All the way to the end of that corridor.

#66 Ok. I take it you have no opinion as to what's in this direction.

#11 No. No.

#66 Ok. Why don't you write something in here that says: "I don't know what's over here" so that when someone looks at your drawing they can tell. Because I know we really confined your travel. You went in. You went down to the left and you found this room, and we didn't worry about the rest of the building. So draw in your drawing there. Yes, that's a good way to do it.

#66 Just write "unknown area." I don't want anybody to be confused as to....we simply didn't explore that area. So now you move on to page 3 and you can draw me...

Now 3 then, if we were to follow the arrows down to the left corridor...now in 3 then you can draw the larger room or the common area room as you described it.

#11 In fact, I'll even put 3 at the end of that arrow on drawing 2. Again, I'll do an overhead. But, I'm not...I'm not really sure where in the heck I am.

#66 Do you have a feeling for what the floor of this room is?

#11 It all appeared to be on the...the ground floor...the ground level.

#66 Ok.

#11 I had no feeling of moving up or anyplace. I'm not sure exactly how this arrangement goes but there appeared to be 4 beds inside of this room. These on the lower half, I seemed to remain...how do I want to identify the area that I was in?

#66 Just put an X to where your position of observation was.

#11 Ok. It was about here and the individual that I observed with the activity..uh.. I'll do a crude stick drawing. Just make it a little quicker... was in that...in that..on that bed. These things are beds. I was sure of these partitions and how they were arranged. Now, on the other side of the room, I was aware of 4 other beds. The occupant that was supposed to be in this end bed....how do you want me to mark that?

#66 Just draw a little arrow "unoccupied" bed or something.

#66 Were there partitions across the hall?

#11 Uh..I'm not really sure. There were partitions.

#66 Ok.

#11 Uh..May have gone like this. I'm not sure. But, I was mostly locked in and concentrated on the area where I was where the X is. I perceived everything else from that position. Uh..I don't know. There

was little activity. Like I said most everybody seemed to be quiet, asleep, or whatever. Except this one person here who I described like I said he was rather restless and up on one elbow, for a short period of time. Then covered up.....

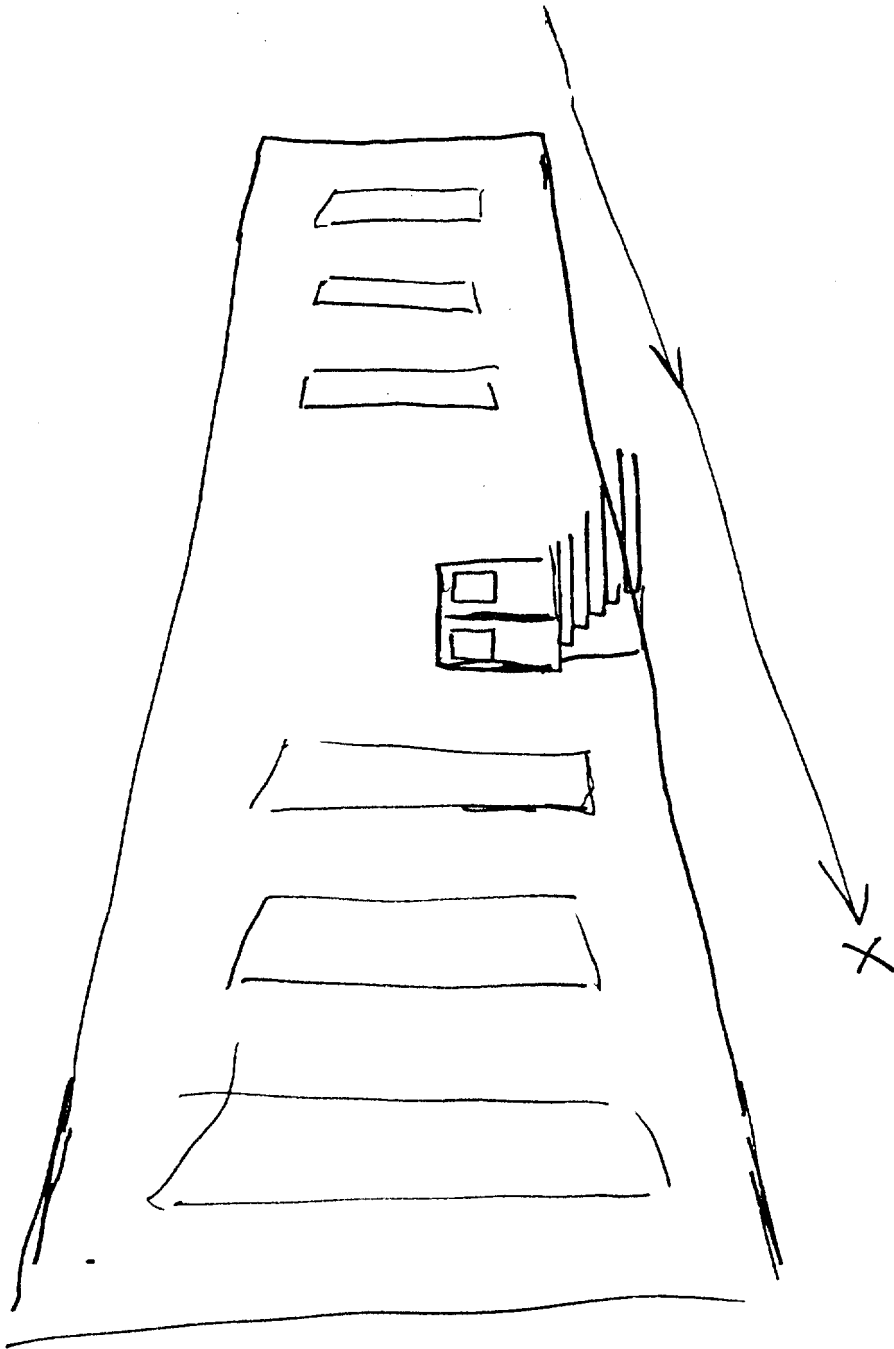
#66 Ok. I understand that you feel you could recognize this individual.

#11 Yes. A young person. Late teens, early 20s.

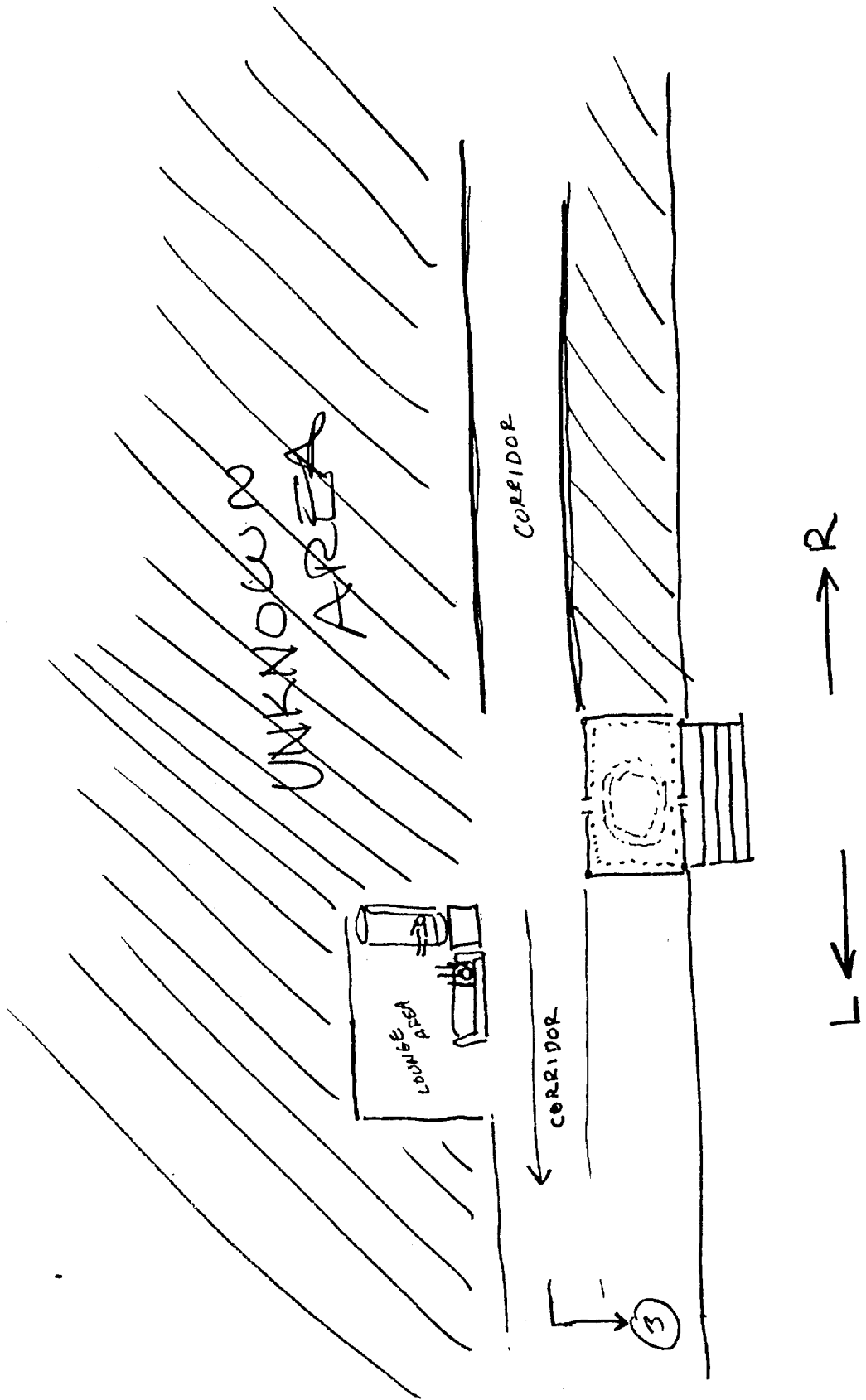
#66 Ok. Anything else you want to add?

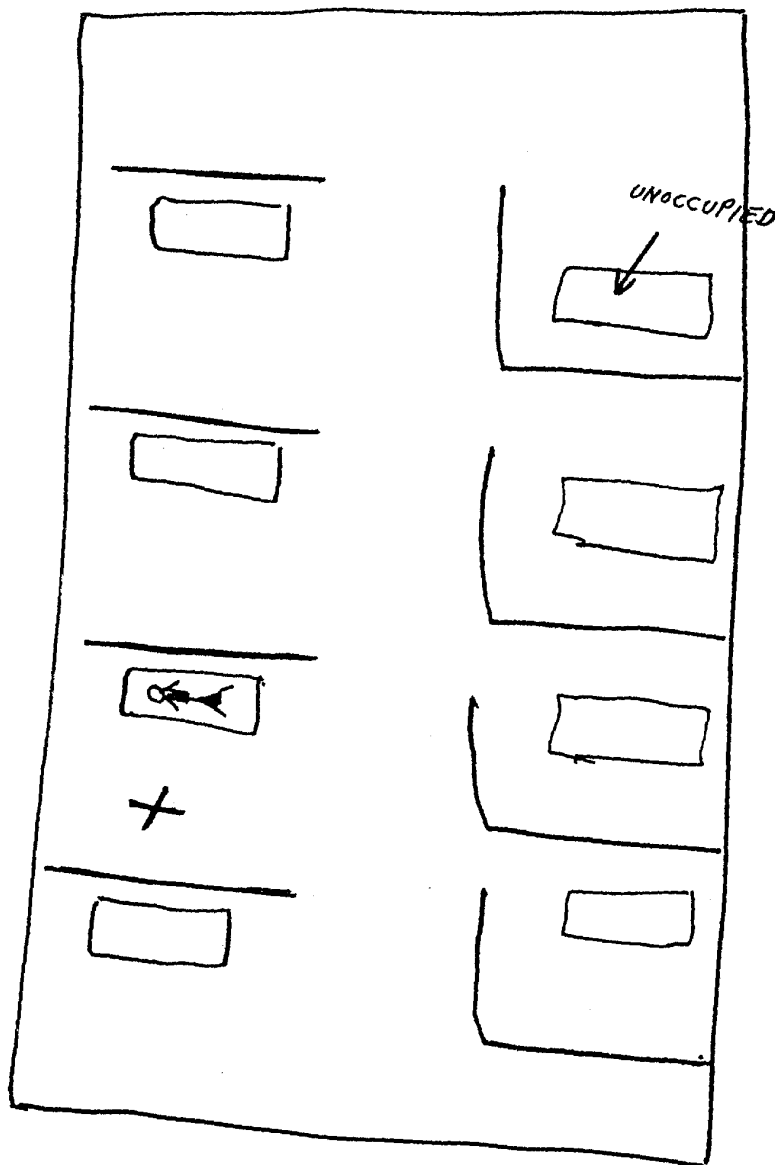
#11 There isn't anything else I can think of. I have nothing.

TAB



2





(3)

TAB

~~SECRET~~

TARGET CUING INFORMATION

REMOTE VIEWING (RV) SESSION CC66

1. (S) The viewer has been exposed to open source news media information classified overhead imagery and photographs of many of the hostage personnel.
2. (S) An area target had been selected for this viewer the day before the session. Target designation information was maintained by the Project Manager and the interviewer and viewer were not told what the target was to be. At the time of the session the viewer was told only that a target had been selected for him and that the letter designation for this target was in the possession of the Project Manager. He was asked to remote view the target that had been selected for him.

ADMIN NOTE: The target selected for this viewer was lettered "K."
 This was the first time this viewer had attempted to describe area "K."

North Field

*Ended up in Insulate
 RC-1*

~~SECRET~~