

~~SECRET~~

ORCON/NOFORN

INSCOM

GRILL FLAME

PROJECT

SESSION REPORT

CLASSIFIED BY: Director, DIA
REVIEW ON: 30 Jun 99
EXTENDED BY: Director, DIA
REASON: 2-301-C (3) (6)

GRILL FLAME

~~SECRET~~

~~SECRET~~

SUMMARY ANALYSIS

REMOTE VIEWING (RV) SESSION LIX

1. (S) This report provides documentation of a remote viewing session conducted for training purposes to enhance a remote viewer's demonstrated ability.
2. (S) The images related by the remote viewer do not appear to show any target correlation. The remote viewer appeared to be having a good session. He was not as physically relaxed as he has been in the past but appeared to be concentrating on the task at hand. He was disappointed that he did not have target correlation but was not discouraged about the remote viewing process.
3. (S) The protocol used for this session was a modification of the protocol detailed in the document, Standard Remote-Viewing Protocol (Local Targets) by Harold E. Puthoff and Russell Targ, November 1978. This session's protocol was modified in that a randomly generated preselected target was not used. In lieu of a randomly generated, preselected target the "beacon" simply chose a site which, in his opinion, was unique and identifiable.
4. (S) Following is a transcript of the viewer's impressions during the remote viewing session. At TAB A are drawings made by the viewer reference his impressions of the target site. At TAB B are photographs of the target site.

~~SECRET~~

~~SECRET~~

TRANSCRIPT

REMOTE VIEWING (RV) SESSION LIX

TIME

#7.5: This will be a remote viewing session. (Edited for security).

PAUSE

#6.5 and #1 are out at the target now. They are interacting with the target. Observing the target. Take your time. Relax. Concentrate.

PAUSE

Are you still hearing this tape recorder?

#7: No. That's okay. (Not audible.)

#7.5: Do you hear a mechanical sound or just a . . .

#7: Rubbing.

PAUSE

#7.5: Its going to go away.

#7: It will be all right.

#7.5: As the tape runs down and the reels begin to balance out more, the tape gets flat and it goes away.

#7: I came on the scene there, I was seeing a pattern like . . . an experiment I saw once where you put iron filings on a piece of paper and put a magnet under it . . . to where the filings line up towards the magnetic pull.

As I watched that it took on a shape like a round fountain, I guess. . spraying the water out of a rather shallow angle.

PAUSE

Except it could draw. . the flow seemed to be towards the center rather than out like a fountain.

PAUSE

Its rather blank now.

~~SECRET~~

~~SECRET~~

#7.5: Okay. Just relax and concentrate. We've got plenty of time. So, just relax. Let the images form in your mind, slowly.

PAUSE

#7: I'm seeing a part of a word. . in lower script.

PAUSE

+05 I was also seeing something that reminds me of primitive art. Perhaps like maps.

PAUSE

I see something in . . . rather feel like a fan shape.

PAUSE

I don't know why, but I have a feeling #1 is on the left. Left of #6.5.

#7.5: What are they doing?

#7: I. . . .

+08 I keep seeing round things like spools or wheels in front of me.

PAUSE

I see something shaped like a strange foot pedal. And I had the feeling they were under cover. I think I can see sunlight out from under the cover.

PAUSE

I don't know. I'm very confused. I keep seeing . . . things that don't appear to be of this period. Again, things like you'd expect to see in a museum. I just saw #1's helmet and conquest-ador or an axe of that period. Lance or axe.

PAUSE

+11 #7.5: Is the target an inside or outside area?

PAUSE

~~SECRET~~

#7: I thought it was inside. Perhaps logic told me that.

PAUSE

For the past few seconds I've been seeing something that looks like grasses.

PAUSE

Back to the art forms.

PAUSE

I'm seeing something of a carved (not audible) loop or something.

PAUSE

Constantly (not audible) African. I no blamed well they're not in Africa.

PAUSE

#7.5: Focus (not audible) on their (not audible).

PAUSE

Try locking in on them and their images.

PAUSE

Move back away (not audible) where they are to perspective.

PAUSE

+15 #7: I can't see them.

PAUSE

Im seeing outline. It looked like it was right on a railing or something but its a pattern like clover leaf.

PAUSE

+17 This is weird. Back to the mask again. Wooden mask. Or what would remind me of that sort of thing.

PAUSE

~~SECRET~~

#7: I can't back off.

PAUSE

Wait a minute.

PAUSE

+19

I have a feeling that they're. . . they're looking down perhaps. Like maybe they are looking over a railing or obstruction of some kind to an area that's slightly below them.

PAUSE

There appeared a circular pattern in front of me.

PAUSE

Its as though they were standing around the edge of a circular pressed (not audible).

PAUSE

#7.5: Is this depressed area inside or outside?

#7: Oh, I get the feeling it was inside. I'm trying to find the name of the place. I thought it might be written somewhere.

PAUSE

I still see a script. . a (not audible) bold script. It looked like first one might be "S" . . . I don't know.

PAUSE

The script seems to be going uphill rather than straight. Or rather than down hill.

#7.5: What color is it?

#7: Its light colored. I think its white or pale gray.

PAUSE

Maybe I'll skim this.

PAUSE

~~SECRET~~

~~SECRET~~

#7: First letter. I see some M's or N's. Letter M's or N. Keeps moving.

PAUSE

See some more of them.

PAUSE

#7.5: As you look at it, as you focus on . . . image in your mind's eye, that you have a camera. Take the camera, hold it up, look through the view finder and tell me what you picture.

#7: Well, I think its the front of a . . some type of structure, a building perhaps or wall.

I have a feeling its masonry.

But the M or N I saw could have been a script R. I guess there were about six or seven letters in the word.

PAUSE

Vibrations kind of bad. This is sharp.

PAUSE

I see someone in a white shirt on the right. I'm seeing (not audible) back. Oh, he must be a military type because he's got a short hair cut.

PAUSE

Sitting, I think.

Man, this is terrible. I see so many things you don't know what they are and they are so complicated you can't describe them.

#7.5: Let it come. Let's go back. Let's try to clear your mind a little bit. Let's go back to your very first image which was a . . .

#7: Which was a pattern after a starburst. Its . . remind me of (not audible). . a magnetic effect on iron filings.

#7.5: Okay.

#7: (Not audible).

5
~~SECRET~~

~~SECRET~~

#7.5: Okay, then you said that maybe it looked like a fountain except that it . . .

#7: The water's going the wrong way.

#7.5: Okay. Now what's your focus solely on that image. Develop that image. Working solely on that image.

PAUSE

#7: There appears to be a blue and white. . there's a blue and metallic in this pattern. Its funny, for just a moment, it looked like a milweed down. That's not what it is say that it looks like, I don't now, milkweed down that you put on the down off of (not audible).

I'm seeing a disc facing up looking. . . .
Four linear patterns coming up at equal distance around the edge.

PAUSE

Its depressed in the center.

PAUSE

Its metal, I think. Or steel. (Not audible).

PAUSE

#7.5: A large (not audible).

PAUSE

#7: I'm looking for something to scale it with. Feel of it is, I don't know, maybe five or six feet, but I don't really have anything to scale it with.

#7.5: Describe your position relative to the (not audible).

#7: I'm six or eight feet away looking down at it. I'm looking down at it as though. . . four feet is on the level of my eyes when I'm standing up.

PAUSE

I wish I could see something I recognize.

~~SECRET~~

~~SECRET~~

#7.5: If you stand in the middle of this, go stand in the middle of this and look out, away from it so you can tell where the perspective (not audible).

#7: You know, just for a second, it sure took on the shape of a . . . I'm sorry, I keep fading out. I'll take another look. Looked like . . . a burner (not audible) alcohol stove or a camper stove, gas stove or. . . with the cone (not audible) center reflecting. Well, that sure isn't five feet in diameter.

PAUSE

But its still not exactly like a burner. But it might be that.

#7.5: Okay. Let's try and inhibit ourselves from doing that. . . and manufacturing invent. Let's talk about some other senses. And when you answer my questions, I don't want you to bother to construct sentences. I want you to respond in short phrases or words. You don't have to bother to tell me, Now I see such and such. Just say the such and such. So now my question is, reach out and touch this and tell me what the temperature is.

PAUSE

Tell me, is it hot, cold, warm?

PAUSE

Touch this white tower (not audible). . .

PAUSE

#7: Cool.

PAUSE

#7.5: Is there any electronic devices? Have any electronic connection to it? Do you feel electricity?

PAUSE

#7: No.

PAUSE

#7: Yes. Yes.

~~SECRET~~

~~SECRET~~

PAUSE

#7: I'm wondering. . .

PAUSE

#7.5: If this is not electronic, if you don't feel anything electronic at this time, is it mechanical? Does it move?

PAUSE

#7: I get the feeling of movement. Yes. In the sunburst.

#7.5: What makes it move?

PAUSE

How does it move?

PAUSE

#7: I don't know.

PAUSE

Everything else around it (not audible) patterns seems static.

PAUSE

#7.5: Go back to your original image that was formed with the magnetic filing and the fountain with the water going the wrong way. (Not audible).

PAUSE

#7: I know where I stand.

PAUSE

But the images (not audible).

#7.5: This disc, this white disc, the metallic disc that you looked at, is this the same thing that was formed through these other descriptions? Have we been talking about this, this first thing that you saw?

PAUSE

~~SECRET~~

~~SECRET~~

#7: They are related. The same vicinity.

PAUSE

I have the feeling the disc is not readily visible that I saw.

#7.5: Good. You also said that they were standing looking down into. . possibly something (not audible).

#7: That's right.

#7.5: Is this what they were looking at?

#7: I really don't know.

PAUSE

I don't think I saw them close to the starburst, sunburst effect.

PAUSE

I did see them looking over a railing (not audible).

PAUSE

#7.5: Okay. Well, let's draw some of the things that you have. You've been working at this for (not audible) period of time. Let's draw some of the things that you have and see if there's any one thing (not audible).

PAUSE

Do you need a little more light?

#7: No. I can see.

PAUSE

(Not audible).

PAUSE

#7.5: You said you saw them standing by some wheels or spools?

#7: Um hm. Yeah.

PAUSE

~~SECRET~~

~~SECRET~~

PAUSE

#7: African feeling. Still do. Fabrics. Hand made fabrics. I don't know. I can't remember much. There must not be much.

PAUSE

#7.5: So, you've given me some drawings here. You've given me some good descriptions.

#7: Yeah. But it was not like being there and walking around.

I saw more than that didn't I?

#7.5: You saw starbursts and masks; animal; you have a disc, metal disc; you had them looking down into the depressed area; there was a white metallic disc you saw, and . . .

#7: Um hm.

#7.5: . . and you got some spools, wheels and spools; you got the female, short ahir, was that a female?

#7: No. That's a male.

#7.5: A male with short hair; and now was he sitting or. . .

#7: Yeah, sitting.

#7.5: Looks like they're sitting. . .

#7: Yes. He was sitting just at that position.

#7.5: Is this one of the outbounders or (not audible).

#7: I don't know.

PAUSE

#7.5: And where was, where were these letters that you saw? You saw some script letters and then later you said SIS. Where were they located? Did you have them on something?

#7: They were on a building, I guess. Did I say SIS?

#7.5: Do you remember saying SIS?

#7: Vaguely.

~~SECRET~~

PAUSE

#7: I tried to get that whole word but I couldn't
. . it was . . .

#7.5: You said it had some N's in it or some M's?
and later those looked like R's?

#7: Um hm. It could have been.

PAUSE

I don't know. About six foot or so.

PAUSE

TURN OVER TAPE

#7: (Not audible) and I saw a long legged water
bird standing in the water (not audible). .
which seemed. . I can't get a pattern out of
anything I was seeing. It doesn't all fit
together. Except the feeling of . . primitive
feeling was strong.


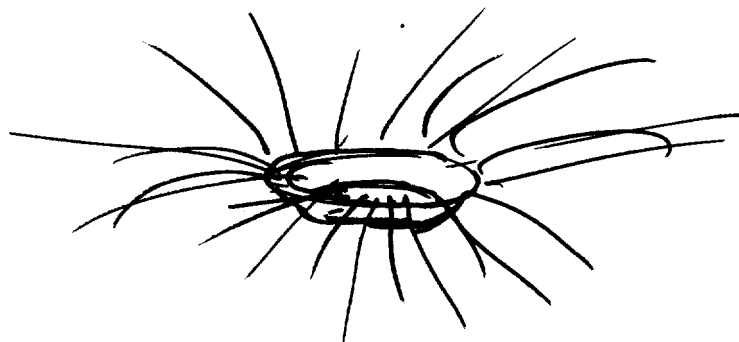

#7.5: Okay.

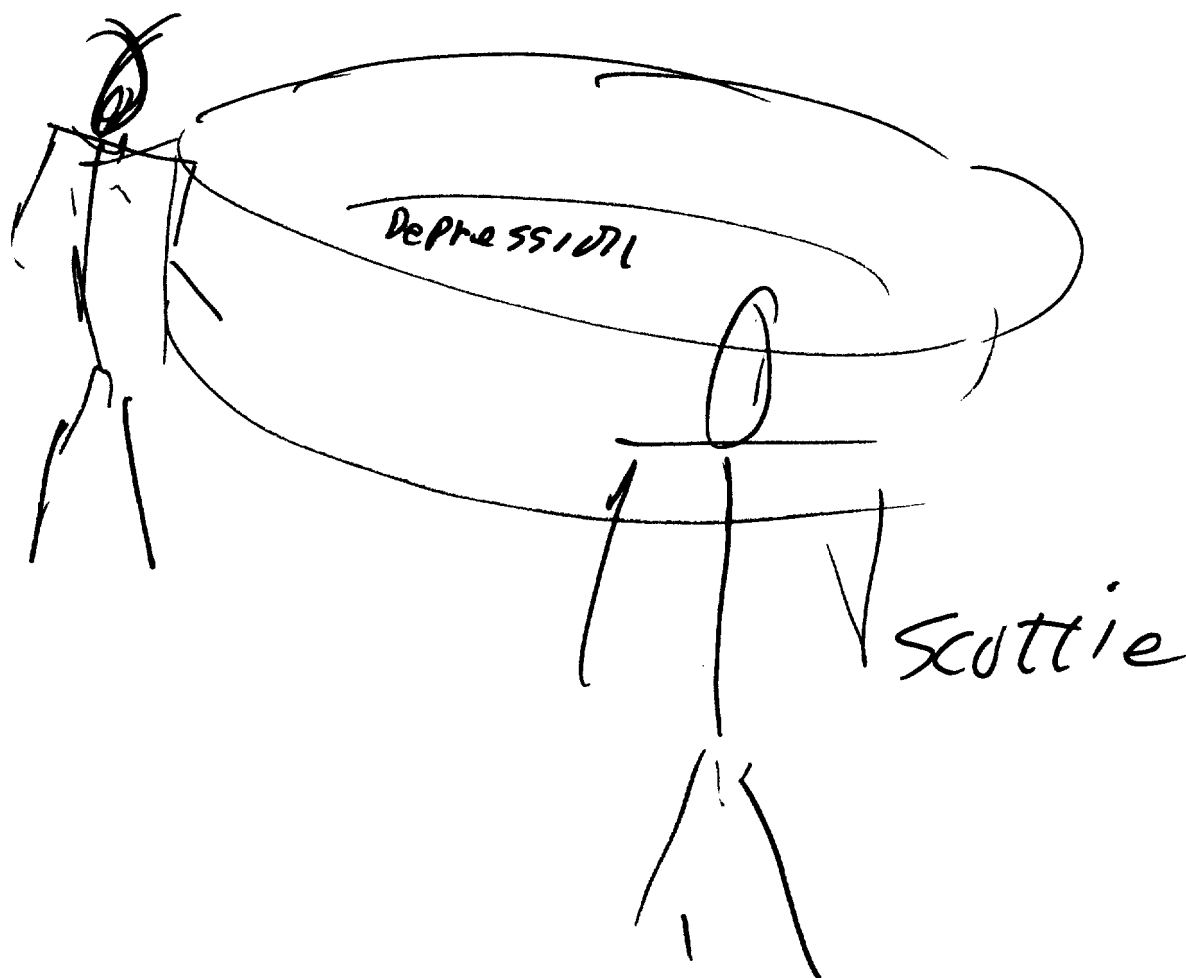
PAUSE

#7: Fifty minutes.

#7.5: Well, that'll do it. Let's go take a . . Let's
go take a look and see what we've got.

TAB A









A handwritten signature or scribble consisting of three distinct, stylized marks. The first mark on the left is a large, sweeping, looped shape. The second mark in the middle is a more vertical, curved stroke. The third mark on the right is a dense, overlapping scribble of lines.

about six letters

TAB B

