

~~SECRET~~  
ORCON/NOFORN

Approved For Release 2000/08/07 : CIA-RDP96-00788R000900400001-9

INSCOM

GRILL FLAME

PROJECT

SESSION REPORT

CLASSIFIED BY: Director, DIA  
REVIEW ON: 30 Jun 99  
EXTENDED BY: Director, DIA  
REASON: 2-301-C (3) (6)

~~SECRET~~

GRILL FLAME

Approved For Release 2000/08/07 : CIA-RDP96-00788R000900400001-9

~~SECRET~~

SUMMARY ANALYSIS

REMOTE VIEWING (RV) SESSION LII

1. (S) This report provides documentation of a remote viewing session conducted for training purposes to enhance a remote viewer's demonstrated ability.
2. (S) The target images related by the remote viewer may have shown relevant target correlation. The target was the Francis Scott Key bridge and the outbinder encountered difficulty trying to find a place to observe the target. The outbinder remained in his moving vehicle throughout the entire session, crossing the bridge twice. He was unable to stop and observe the target, nor was he able to take any pictures. At this time we can only guess at the target correlation. The viewer stated that he was not as comfortable nor as confident with this session as he has been in the recent past.
3. (S) The protocol used for this session was a modification of the protocol detailed in the document, Standard Remote-Viewing Protocol (Local Targets) by Harold E. Puthoff and Russell Targ, November 1978. This session's protocol was modified in that a randomly generated preselected target was not used. In lieu of a randomly generated, preselected target the "beacon" simply chose a site which, in his opinion was unique and identifiable.
4. (S) Following is a transcript of the viewer's impressions during the remote viewing session. At TAB A are drawings made by the viewer reference his impressions of the target site.

~~SECRET~~

~~SECRET~~

TRANSCRIPT

REMOTE VIEWING (RV) SESSION LII

TIME #66: This will be a remote viewing session. (Edited for security.)

PAUSE

#11: Okay, #1, its now 10 o'clock and #66 is on target. See if you can go out and find #66 and tell me what you see.

PAUSE

+01 #1: I see something that looks a lot like an "L" shape object. Its a . . . I sense that its made of metal. Apparently, I'm looking at it. . . I feel like its upside down and I'm looking at it right side up. I get the feeling that it might be hanging from something.

Feel like I have to say there's a light associated to that object in some way, shape or fashion. I see what appears to be some form of holes drilled in it. Holes like you would see in a metal object that was cut to be lighter than what it normally would weigh.

#11: Do you perceive any color?

#1: Gray and black color.

PAUSE

I see what kind of looks like the . . . like a guard rail or a . . . hand rail sort of thing. I don't think its a hand rail, it might be some form of a guard, something that you would tie something to or . . .

PAUSE

And I see. . . some form of fencing that's got some electrical significance to it. Like an electronic type fence. Or a fence that's associated with electronics. Got electricity in it. Maybe.

~~SECRET~~

~~SECRET~~

+04 #1: I see a mushroom design but there's no perception  
of depth to it so it might be a pattern of some  
sort. Shaped like a mushroom. . with a very broad,  
very broad undefined base. Like it would be . . .  
+05 inscribed on something or the pattern in a . . .  
flat, so to speak, way. I get a feeling that there's  
something red at the target. Significantly different  
to be probably the only red thing there. There is  
+06 a . . . some . . . some short tube-like objects that  
are like, I want to say, rollers in a conveyor belt,  
but that's not true, they look like that. But that's  
not their function, that's not what they do. Tube  
like objects.

I'm trying to get a perception for size, but . . .

#11: See if you can't just stand back just a little bit  
and look over the whole site area and see if you  
can see (not audible).

PAUSE

#1: I'm having trouble doing that, I don't. . . I don't  
know why. There doesn't appear to be an area that  
I can back up to. Its almost as if I was. . as if  
the target. . If you backed away from the target you  
can no longer see the end, it would become something  
else. Like as if I'm looking into the target. Like  
as if the target would be in a box and I'm looking  
inside the box. If I backed away, I would see the  
box but. . that sort of a thing.

#11: Okay. Go back. . . concentrate on #66, find #66.  
And stand behind him or beside, next to him or  
along side of him and see if you can see what #66 is  
looking at.

PAUSE

+07 #1: #66 has his, I think its his left hand on something  
flat, about eye level. Its horizontally flat and  
he's peering up under it. I sense that he's looking  
under it or something. I see something that looks  
+08 a lot like a diving board but I don't sense water.  
They kind of . . kind of juts out so to speak.

PAUSE

I see a form of inverted "V" shapes. Two of them.  
Like a not a well defined "M" but an upside down "W".  
I sense that that might be some form of a roof line

~~SECRET~~

~~SECRET~~

or of a structure. Not necessarily a building, just a structure. I don't get the feeling that there's a building there.

PAUSE

There is . . .

PAUSE

+10 There is wood planking there. I believe I'm viewing it from the top down so they may be vertical strips of wood. And I see an overhang that's rounded on the edge and goes back at an angle. It may not be an over. . it may be a whole object. But I'm only seeing the edge of it for some reason. No, no. Its an overhang of some sort. An overhead type object and I get the feeling its like white aluminum.

PAUSE

#11: Do you have a feel for other people in the area or is #66 alone?

PAUSE

+11 #1: There's other people but they are just passing by. They're not interacting with the target. Neither is #66. He's not interacting with the target either. He's just looking at it. He's kind of standing to one side and looking at it.

PAUSE

I see a gateway or something. No. Not a formal gateway. Its just like a gate door or something - wood and stone. Brown or red. Not bright red, dull red. Earthy color.

PAUSE

#11: Do you associate any function with the area?

PAUSE

+13 #1: No, its . . its constructed for something but I don't sense any function. I see a . . like a . . I'm getting a . . I want to say tunnel, but that's not what it is. Its like some kind of an underground sewage pipe or something that's visible and kind of curves to the left. Like a . . conduit type. Like a rain water run off or run through or

3  
~~SECRET~~

~~SECRET~~

. . . something of this nature.

PAUSE

The ground has got kind of a rolling effect. But its a . . . I don't think its inherent to the target for some reason.

PAUSE

+15 I see what looks like an octagonal type piece of plastic and its much too detailed. Its a very small detail of the target. There's a wire coming out of the end.

#11: Okay. From where #66 is standing, if you were looking from where #66 was standing, can you see what's on your left?

PAUSE

#1: I want to say a very low, flat type building. But again, I'm not entirely sure its a building; it might be a block house of some sort. I get the strong sensation of green and white when I look to my left. There's an object there that's green and white.

#11: Now look straight ahead and tell me what you see.

PAUSE

+16 #1: I see some metallic objects but I can't get a good feel of what they are. Their something to do with what I described before - the upside down "W". The overhang type piece of aluminum - that's all related; all of that structure's related. I sense there's some kind of machine related there also. Maybe a . . maybe. . don't sense any water though. That's most confusing.

#11: Okay. Now look to the right and what do you see?

PAUSE

+18 #1: I see what appears to be some type of sharp or pointy type object pointed right at me when I look to the right. Like the . . point of a diagonal or something staring at me. Corner of the . . corner of an object; four-sided object. I'm sorry three sided object. I'm having a very difficult time backing away from this target for some reason. I

<sup>4</sup>  
~~SECRET~~

~~SECRET~~

get the feeling like you can only back so far away and then you're going to bump into something or go through something that would block the view of the target.

#11: Okay, move a few steps forward from the obstruction behind you and if you can, turn around and maybe you can see what it is that prevents you from going back.

PAUSE

#1: Hmmm.

PAUSE

When I do that I see nothing but a yellowish gray. I try to look through it and I see a gravel type . . . thing. Like . . . Looks like you look at gravel. Sort of a granular type pattern.

#11: Have you had any luck looking from overhead?

PAUSE

+20 #1: I see. . . For some reason I got a very strong surge on that . . . on that, I guess its a sewage treatment thing down there by the light on the way off post. I guess its a water purification station or sewage treatment or something. I get a strong surge on that for some reason.

I don't. . . I don't have a feel for pattern overhead other than the fact that there are those metal objects sticking in the ground. When I look overhead and I see the objects they don't . . . I don't get the strong feeling I had that they were target associated but when I look from the side, they are.

PAUSE

I see what looks like three tin can lids standing one on top of the other kind of off set of the center. I'm seeing an awful lot of detail in this target for some reason. I just can't back away from the target, I'm just seeing detail on it. I can't get a feel for the overall function. I better sketch what detail I can get.

#11: Okay, why don't we do that. Its 22 minutes past the hour. #66 has probably left the target. Would you like a little bit more light?

~~SECRET~~

~~SECRET~~

#1: Yeah. Just open the curtain a little.

#11: Okay.

PAUSE

#11: I believe the first thing you described was the "L" shape object.

#1: This will be Page 1 and the "L" shaped object in perspective as I viewed it, had sort of this appearance.

And then I had another view of what appeared to be some form of hanging . . . sort of upside down but it was a right side up view. Viewed right side up. I'll make that the hanging form. Then I had . . .

#11: Next object you saw was a metal thing with the holes drilled into it.

#1: Oh, it was a . . .

#11: Guard rail?

#1: No. That was a different object. This was sort of like this with a . . . holes like this. The holes appeared to be some form of lightening of the metal. You know, they actually. . . it actually looked like holes drilled in metal structure or whatever. Structure.

#11: Structure design.

#1: Yeah, some sort of structure design.

#11: Ah, let's see, make that One.

#1: I'll make it "A".

#11: Okay.

#1: "B" was the hanging form. "C" was the metallic structure. Then on Page 2 it was a guard, I keep wanting to say guard rail more than a hand rail and that it had this sort of appearance like it was affixed to something else. And it was like something that maybe would hang something on or . . . tie something to. . . or . . . hold onto with your hands. Label that "D".

~~SECRET~~



~~SECRET~~

#11: And then there was some type of fencing that you said had electrical significance.

#1: I was viewing it from the end and in perspective wise it was like four wires coming towards me. And it was some just sensing of like wires or lines. . coming towards me. And there was some electrical connotation with it. I think there was a current running through it or something.

#11: Then was the mushroom.

#1: That was a very clear impression. It was more an impression of pattern. A mushroom with a broad base. It was a flat pattern, you know, like it was two dimensional rather than three dimensional.

#11: Yes.

#1: That'll be "F". It was probably two dimensional. I've got to get a pencil that can write.

#11: Here, I've got more.

#1: I mean spell. Ha ha ha.

That was very clear. Very Clear. Page 3.

#11: And the next thing that you came up with was a feeling of red color but was there any shape or form to that red color?

#1: Well the best I can come up with was kind of a hammer type shape with some kind of a handle. I don't want to call it a handle but it was some kind of a protrusion coming down on the right, bottom right side. Just call that red. I don't know. It was significant to the target but I don't know what it is. I got the feeling that was the only red thing there. I'll call that "G".

PAUSE

#11: Then came the short tube like objects that looked like rollers. . on a conveyor, but weren't.

#1: Those looked like this. They kind of . . . They kind of rotated around towards me like I was viewing the left hand one on the end and as it rotated

~~SECRET~~

~~SECRET~~

away from me then got long. They were silver. These might have been some kind of a pipe or something viewed as I pass over the top. I kind of get the feeling that that might be what it is but for some reason I get the strong sense of rollers. . like the same kind of rollers you find on a conveyor belt. But it wasn't a conveyor belt. Call that "H".

PAUSE

#11: And then we went to #66 and you pictured him with his left hand on a something horizontal, that was flat. At eye level.

#1: Yeah. I don't know what that was. Just a flat thing he had his hand on. Like he was looking up under it.

#11: Then you went to a diving board object.

#1: Yeah. I hesitate to call it a diving board, but it looked like one viewed from an end perspective going into something. This sort of thing. For some reason I saw like a black object behind it. Maybe a shadow. A shadow type opening. Like a board stuck into an opening. . more than anything else.

TURN OVER TAPE

#1: Call that "I". The board type thing would be "I".

#11: Then there was a bunch of inverted "V's".

#1: The inverted "V's" were the . . this sort of shape. Kind of a strange looking end. This was definitely three dimensional.

I've got to get a pencil that can spell.

And there was like a shadow down the right hand legs or the down of the right hand legs to the right. Like it might be some kind of a roof line or edge line. Call that "J".

Page 4 associated with that. All these things are associated with the target. . . in some way or fashion. There was also a . . what appeared to be planking. Planking of wood. This would be "K" on Page 4.

~~SECRET~~

~~SECRET~~

#11: On that wood planking, did you have a feel that you were overhead looking down at it?

#1: Yeah. I think I said that. For some reason I sense that I was on the top edge looking down. This being the view.

PAUSE

#11: Okay. Then I asked you to pick up #66 and if he was alone or whatever and you said there were passers-by but nobody interacting with the target. Then you saw what you described as a gateway looking thing - dull red, wood.

#1: Funny thing about that. It was. . . the left hand proportion was . . very strange. It kind of went away like this and then it appeared to be like a gateway here like the perspective is all screwed up on it, and there was a corner here and there was a . . you know, like it kind of went into something up here. Call that "L". The gate was on the left. If that's what it was. Opening or gate or something on the left. And I just got a funny feeling that the perspective was just wrong, like the corner of this object was much larger than it should have been. The corner edge. And I don't know why I called this a gate. That's what it appeared to be. That's the closest thing I could associate it to.

#11: And you had a feeling of dull red color, is that. .

#1: That was the dull red color . . was the everything but the gate. I had a feeling of brown on both sides.

#11: Then you saw what looked like a sewage pipe or conduit or something like that.

#1: That was . . I couldn't see the right hand edge. But I could see enough of what I was looking at to see that it had sort of this type shape to it. But I was seeing - I don't know how to explain this - I was seeing both sides of a left hand curve. It went like this. I don't know if this drawing makes any sense. It was like going around a left hand curve. . of like a sewage pipe. And, you know, it wasn't very large. I sensed that you could drive through it. That's "M" on Page 4.

PAUSE

~~SECRET~~

~~SECRET~~

- #1: I saw a block house type thing.
- #11: About the same time that octagonal piece of plastic there that you described.
- #1: Yeah, that's . . . Let me do the block house first. It was a left hand - I call a block house because I couldn't see these edges were almost like it was built in the ground or something. It kind of went away to the left.
- #11: It appeared to be partly underground?
- #1: Yeah. I hesitate to say that because I didn't sense that. But I sensed that that could be a possibility of why I didn't see the rest of it. I just sensed that it was hidden by something. The rest of it was hidden by something.
- #11: And you also described that as being green and white.
- #1: Yeah, it was definitely green and white. In the . . . something to my immediate left. Over here was just you know, vivid green and white.
- The plastic type thing. . . we'll call "O" was in this shape. It was kind of thicker at one end than it was at the other. I didn't get a feeling that that was perspective. I just got a feeling like that was the reason it was built that way. There was some reason and it had like a line of wire or something coming out this end.
- #11: And then you looked to your . . . you looked straight ahead but you saw that inverted "W" shape.
- #1: The inverted "W", yeah.
- #11: And then you looked to your right and saw a sharp pointed object.
- #1: That was kind of like looking at . . . call it "P". Kind of like looking at a thin long triangle coming down at you. I was actually viewing it from two directions at the same time. Or at least I felt like I was. I felt like I was seeing the tip from the front and seeing it from the side at the same time. Like my view was this way and that way at the same time. So it might be that there was more than one. But it appeared to be a pointed object

~~SECRET~~

~~SECRET~~

kind of coming right at me. The end view looks like this. That sort of thing. I just felt like I was looking at both views at the same time.

#11: And then we tried to turn you around and go back but you said the only thing you saw was yellowish gray with gravel behind it.

#1: Well, I can't say it was gravel. It was kind of a gravel or a . . .

#11: Gravel texture.

#1: Yeah. It was like a grainy type texture. Call that "Q". It was just like a jumble of . . . like a pattern of grain, like it was something I would have trouble seeing through for some reason or that's . . . I could see nothing but a yellowish thing and when I tried to look through it was when I saw this grainy type thing.

#11: And I think the last image you received, you went to an overhead or tried to perceive an overhead and you perceived what looked like three tin can lids one on top of the other.

#1: That was . . . call that . . . the last page was Page 5. Call this Page 6. I couldn't really get anything from an overhead view other than the pattern that the structures were all located in the target. The lid type, the three lid type objects were sort of looked like they were stacked on the off-set from each other. This sort of . . . sort of thing. Like if you'd take three lids from different sized jars and stack them up one on top of the other. Call that "R". The stacked lids. I'm not saying they were lids, that's just what they looked like.

#11: Right.

I know how much of a problem it is trying to describe something.

PAUSE

I think that's about it as far as. . . .

#1: It certainly is enough.

#11: Ha ha ha.

~~SECRET~~

~~SECRET~~

#1: I was getting a whole lot of detail on this target.

#11: You did say once though that you got a feeling that it was a sewage or water. . .

#1: For some reason I got a very strong surge on the sewage or water treatment facility down at the light when you exit post. I just got a very strong feeling for that for some reason. I don't . . . Its hard for me to discern whether or not that was the actual target. I really couldn't get an overall view of the actual target.

#11: Um hm.

#1: I did have the strong feeling. I've got to say that.

#11: So, how do you feel?

PAUSE

#1: Well, I feel very strongly about the mushroom pattern and I feel very strongly about the stacked lid type object and I feel very strongly about the left hand turn and the sewage type conduit or whatever that object was. I sense that. . . I probably got too much detail close up on the target. Okay. And I don't feel like that's . . . Well, I have a lot of trouble cutting out the overlay and the analytic overlay and the other garbage that way. But then I have to say that I don't feel as comfortable about this as I did my. . . any of the last six sessions (edited for security). I think I got some pretty good correlation here on the target.

#11: Okay.

#1: That's about it.

#11: Did you feel that I was talking to you too much during the session?

#1: No. No.

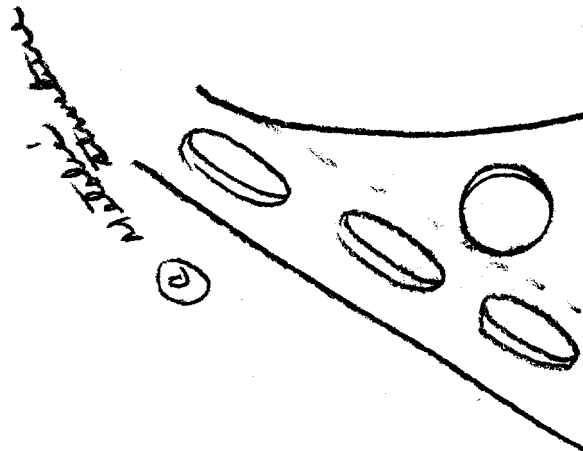

#11: Or perhaps inhibiting you in any way.

#1: No. I don't think so. I had a very faraway feeling there a couple of times and I didn't feel like I wanted to say anything.

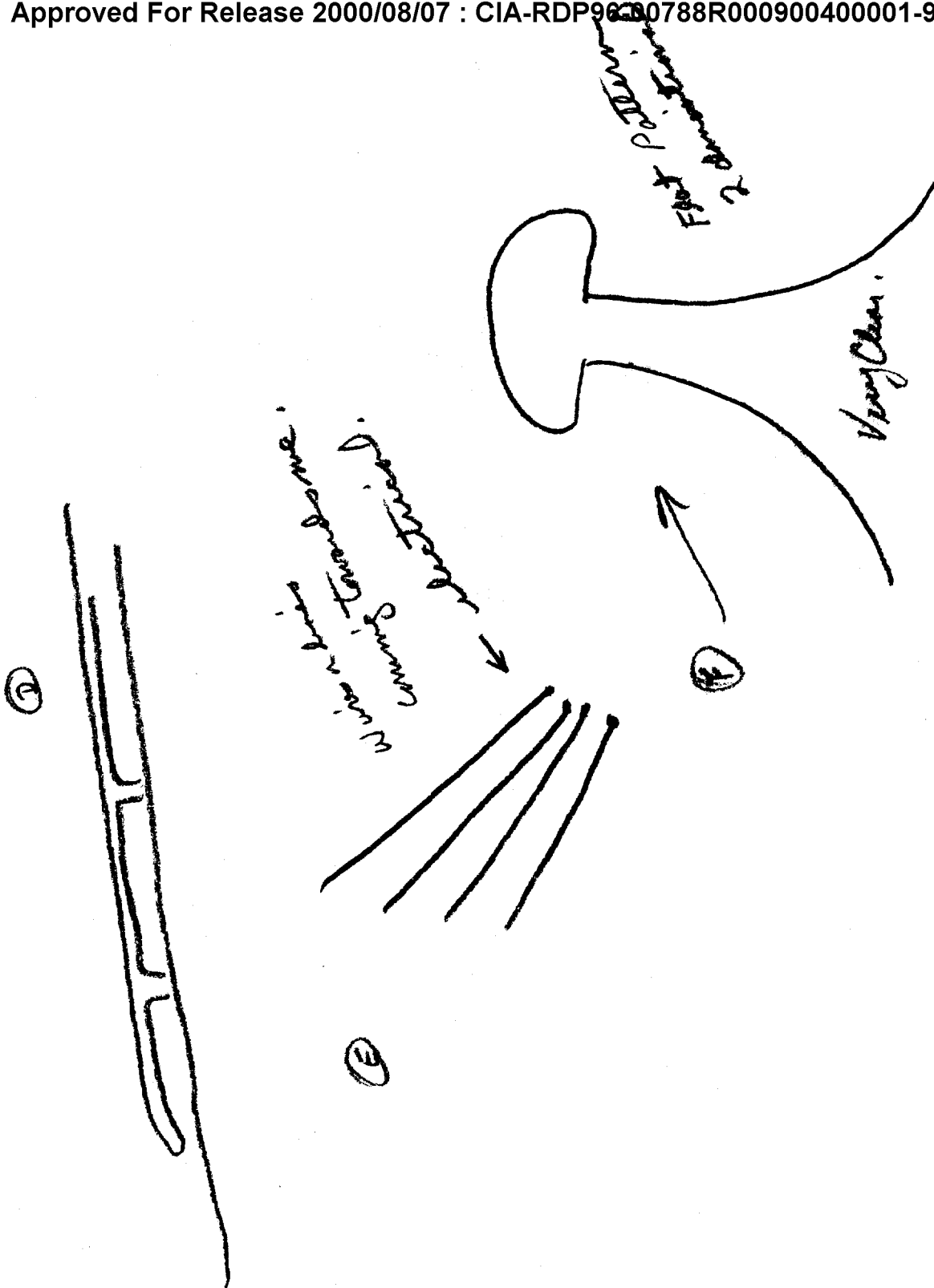
#11: That's fine. Best thing to do then is just don't say anything.

~~SECRET~~

# TAB A

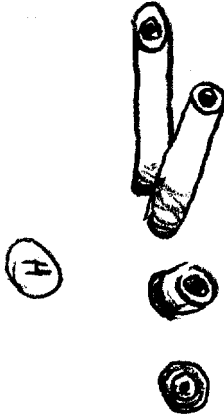






3.

*Handwritten scribble*

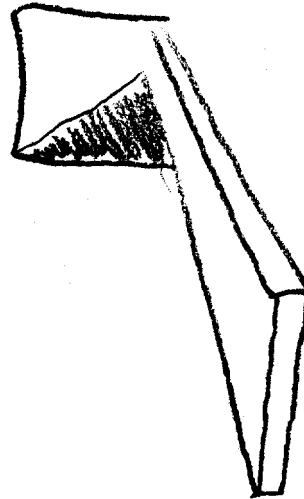


(H)

(S)



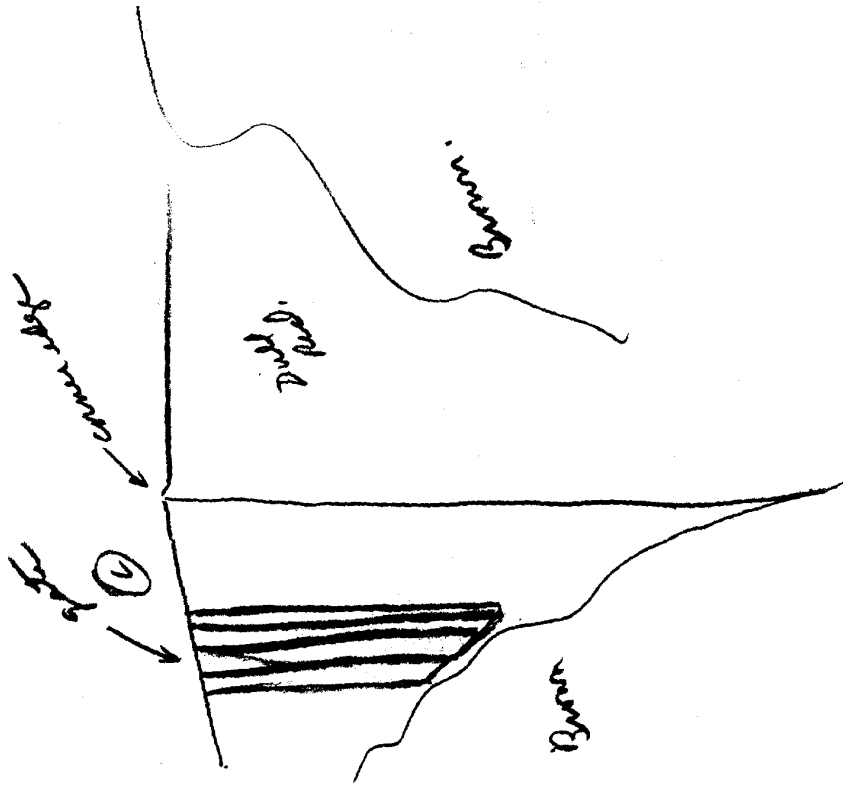
*Significant  
Shape*

(G)




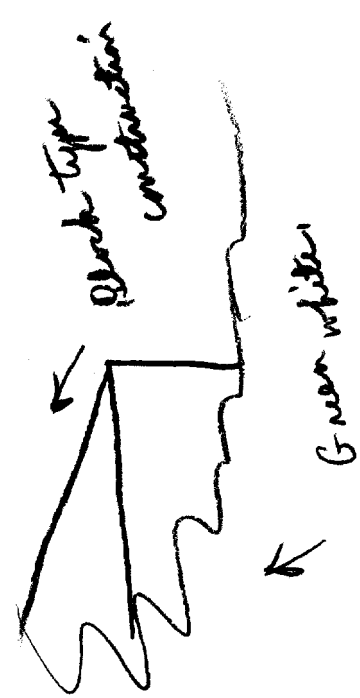
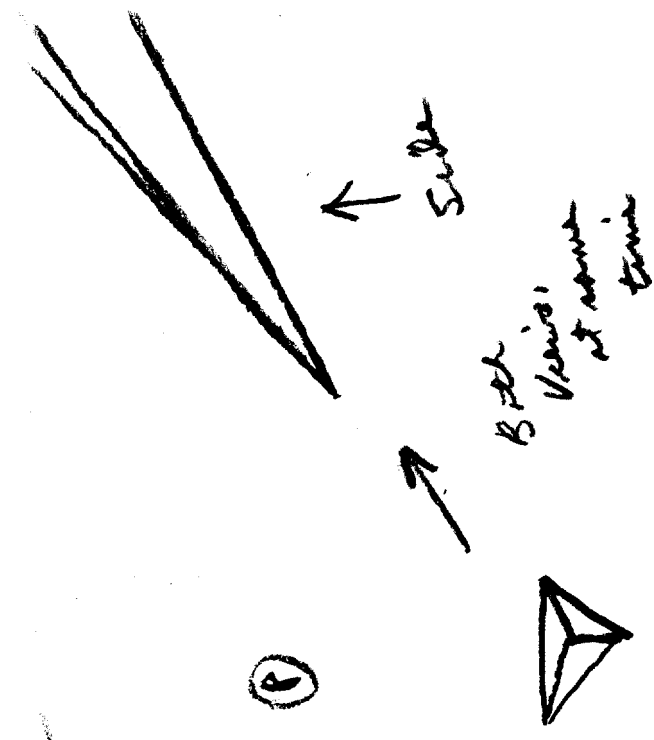
(I)

4.



(1)

(2)



Stacks of binders (see above)

(R)

