

~~SECRET~~

Approved For Release 2000/07/14 : CIA-RDP96-00788R000900440001-5

ORCON/NOFORN

INSCOM

GRILL FLAME

PROJECT

SESSION REPORT

CLASSIFIED BY: Director, DIA

REVIEW ON: 30 Jun 99

EXTENDED BY: Director, DIA

REASON: 2-301-C (3) (6)

~~SECRET~~

GRILL FLAME

Approved For Release 2000/07/14 : CIA-RDP96-00788R000900440001-5

~~SECRET~~

SUMMARY ANALYSIS

REMOTE VIEWING (RV) SESSION LXXI

1. (S) This report provides documentation of a remote viewing session conducted for training purposes to enhance a remote viewer's demonstrated ability.
2. (S) The remote viewer's impressions during this session showed excellent correlation with the selected target. The viewer's verbal descriptions and drawings were very good. The viewer was relaxed and cheerful before during and after the session. The target was a gymnasium and the outlanders were playing raquetball during the target time. The remote viewer expressed a great deal of confidence at the close of the session. A post-session visit to the target reinforced the viewer's feeling of confidence as he was able to identify many objects he had seen during the session.
3. (S) The protocol used for this session was a modification of the protocol detailed in the document, Standard Remote-Viewing Protocol (Local Targets) by Harold E. Puthoff and Russell Targ, November 1978. This session's protocol was modified in that a randomly generated preselected target was not used. In lieu of a randomly generated, preselected target the "beacon" simply chose a site which, in his opinion, was unique and identifiable.
4. (S) Following is a transcript of the viewer's impressions during the remote viewing session. At TAB A are drawings made by the viewer reference his impressions of the target site.

~~SECRET~~

~~SECRET~~

SUMMARY ANALYSIS

REMOTE VIEWING (RV) SESSION LXXI

TIME

#14: This will be a remote viewing session (edited for security).

PAUSE

Well, its now 1015, #66 and #20.5 are at the target location. Go out there with them and tell me what you see.

PAUSE

#17.5: I see like a . . some kind of a metal arm with a cross piece on the end. The cross piece looks something like an axle without wheels.

PAUSE

+01

I see a . . kind of hard to describe. I sense the color, blue. For some reason. A strong sensation of blue. There's a . . what looks a lot like . . a piece of metal that's shaped somewhat like a pipe shape but not a pipe. And it has another piece of metal that goes down through the center. It has a sort of a cut-away section to it. Like . . looks like somebody has just gouged the side out and the metal goes through there. I'm going to have to sketch that because its very, very hard to explain.

PAUSE

+02

There appears to be like two kinds of metal - everything I'm sensing so far appeared to be metal - like two struts coming out. They're bent over and go down. I get a strong feeling I should say knees for some reason. They're bent like a pair of knees. They come out and bend over and go down. They look like struts though and I get a sensation of white. I see that.

PAUSE

~~SECRET~~

~~SECRET~~

+04 #17.5: I get a strong feeling of something industrial when I see this. There appears to be some white pipes that are bent in 90 degree angles. I can't tell what size they are in proportion (not audible).

PAUSE

+05 I'm trying to find something that I can sensually identify but I can't . . seem to do that. I see a black hose or something like a black hose. Its would around something. Its a black coiled type thing. Its coiled.

PAUSE

+06 I'm seeing blue. I see something that looks like a blue tag. It would be fastened to something. Blue tag.

PAUSE

+07 Looks like. . this. . this arrangment of metal there, a metallic type object is a . . either supporting something or is being supported. In some way. It kind of goes into the air at an angle.

+08 I feel like there's some motion to it. Like its moved. Or could move. Its directly associated with movement anyway. (Not audible). I don't think I want to be very close to it.

PAUSE

I sense that there's a humming sound in the area.

PAUSE

+09 There's a white object with . . I guess about eight black squares on the side. (Not audible). I don't know what that is. It might be the side of a building.

PAUSE

Its closely related to the. . the object.

PAUSE

~~SECRET~~

~~SECRET~~

+10 #17.5: I see some small wheels. They are like railroad kind of wheels. . that would run on a track. But I don't. . I think they're just to facilitate movement.

PAUSE

Its hard to say that this is all one object. I'm not sure if this is analytic or not, but I sense that there was like a stack of some sort and exhaust port or a smoke ventilator or . . something that protrudes upward that's silver. And, its silver mostly, but its missing some paint.

PAUSE

+11 Its like a kind of a angular. . the edge to an angular shed type roof of some sort. Its like . . . its rippled. Like being rippled metal or something. Its sort of a wavery type pattern. (Not audible).

PAUSE

+12 There's something that looks like a bulldozer but I seem to be way back away from it. In the air. Looking way down at it. I don't know, its got kind of like tracks on it, like a bulldozer.

And this sudden feeling of tremendous height. I'm really back away from the target.

#14: (Not audible) the entire target in perspective (not audible)?

#17.5: No.

#14: Okay.

#17.5: I don't feel like I have control of my movement. I just feel awfully light like I'm backing away.

PAUSE

+13 I see a small door on the side of the . . shed or building or whatever. Its a very tiny overhang. (Not audible) wood. Looks like wood. Its kind of jutting out. I get the feeling the door is not on the ground. Its above the ground. something you have to step up to.

PAUSE

~~SECRET~~

~~SECRET~~

+14 #17.5: I'm trying to get a feel for what this target is, but I can't. Just something industrial. Something. . . constructive.

PAUSE

#14: Do you have a feeling for other people in the area?

#17.5: Well, I don't feel like there's anybody else there. Very, very far away feeling for some reason.

PAUSE

+15 I see a large. . . I'm very, very high. . I'm looking down and I see a square and there's a circle in the square and its changing from blue to green to white. And it has water in the circle. Very, very high. I'm looking down.

PAUSE

I'm not sure that's related to the target.

PAUSE

+16 That's about all I can get. (Not audible).

PAUSE

I can't get a full picture of this. Its. . . a metallic object, its just really a jumble of stuff. Its like a . . There's some order to it, but I think I'm looking through it. Seeing all sides at the same time. For some reason.

PAUSE

I guess I'd better draw some of this stuff.

#14: Okay.

#17.5: There's that one piece that I really want to draw because I can't describe it.

#14: Okay. We'll do that one first. Is that enough light there?

#17.5: That's fine.

PAUSE

~~SECRET~~

~~SECRET~~

#14: We do have colored pencils here too if you  
(not audible).

#17.5: Well, I'll color this one in blue then because  
that's what it was. Call this Page 1. My view  
of this thing. . Its hard to tell whether I was  
looking through it and seeing both sides or not,  
but. . it looked something like it was a cut  
away or . . . and it was kind of a hole or some-  
thing (not audible). Like a blue thing coming  
down through it. (Not audible) on this side.  
And. . . for some reason, I had a great sensation  
of like an inverted cup in the shape of a star. .  
. . type object of some sort. Like this with an  
edge. It was associated to it. And the object  
I couldn't describe I'll call "A". And the star  
is "B". And there was a . . There were two, they  
were strut like things, they were white, that  
- those on Page 2 - that I was looking at. They  
came like, like they came like at me. And had  
like ends on them and they went down. They looked  
a lot like . . . you could describe a knee. Knee  
type bends. Like this and I got a feeling like  
they were fastened to something at this end.

PAUSE

But they had a very specific function. But I  
don't know what it is. They were clean and  
sleek. You could describe them; they were white.

PAUSE

And, I'm going to see if I can sketch on the  
same page, Page 2, something like what I couldn't  
describe as a jumbled mess of objects. For  
some reason, it looked like a . . stems of metal  
that were like part of a solid piece. In other  
words. . I don't know. like some inner hatching  
type design over here. Of some sort. . and there  
was like . . it was like sort of a (not audible).  
Like a round type object. It was made of some  
kind of sheet, something, over here. Call that  
"C". Put a dotted line between those two.  
Then there was like a view of a . . from very  
high up for some reason; I got a feeling I was  
very high, looking down in this perspective at  
some kind of a tractor type. It was like . . I  
was sitting at the edge of like a clearing and  
I felt like I was backing away from that at a  
tremendous rate. I was very high for some reason.  
That's on Page 3.

PAUSE

~~SECRET~~

~~SECRET~~

- #14: Also from that aerial perspective, was when and how you saw that circle in a square with the . . .
- #17.5: Yeah. It looked like a . . . it wasn't a perfect square. It was more of a square than anything else, but it had . . . the corners were blunted. It was square. But it had blunted corners. Like 45 degree angles and then cut at the end. And then the center was a circle, round circle. And there was water in it. These are all very high views, for some reason. Like all of a sudden I had just shot backwards away from the target. . . and was seeing this for some reason. I think just before that, put that on Page 4, there was like the edge to a shed or something. I say that because it looked like corrugated iron or something. Going away. That sort of effect. And down that side there was six black or eight black squares.

PAUSE

These were all black. Its like for the wall of the building, I guess. Its more of a . . . I keep wanting to say shed for some reason. These black squares went down the side. And then I saw a door but I couldn't tell if it was connected to the shed or not. But the door was a very simple door. It had like a very rustic overhang. I had the feeling like you had to step up where I'm drawing the arrow. You had to step up to put your feet under the doorway and the door was open. I had the feeling of a . . . also on Page 4, I had the feeling of a couple pipes that went like this. Kind of ran together and . . . bent around a corner. And there was some that maybe went this way for some reason. Just bent pipes. They were white. White bent pipe shaped objects.

I'll just separate all of that with dotted lines. What else did I have?

- #14: You described a black hose like . . .
- #17.5: Oh, that. I got a flash of that. I'll put that on Page 3, because I know it was about that time length. That was a . . . It was like a coiled object. I said it was a hose like because that's what it . . . it appeared to be

~~SECRET~~



~~SECRET~~

to be hose like. It was just coiled up like and there was like. . you could see down the coils but there was something protruding from it. And went out through the top. It was like kind of coiled around something.

PAUSE

And, . . couldn't see either end really.

PAUSE

And I also said hose because I had a feeling like there was something rubber about it. It seemed like there was some rubber to it or something. It was a very dark black, hose of some sort, I guess. I kind of . . don't like saying hose, but that's what it looked so much like.

#14: And then a blue tag.

#17.5: That was a . . I'm going to separate this object (not audible).

The blue tag was just kind of hanging like. And it was. . it was blue. Its like fastened with wire or something. It was fastened to something up and down. Vertical. (Not audible).

#14: Then there was, you said there were some metal objects or whatever that appeared to be moveable or could be in motion or something and at about that same time you heard this humming in the room.

#17.5: That had a lot to do with what I described at "C" on Page 2. I'm. . Its inconceivable how I would even draw that. It just. . there was just this collage of metallic structure. I sense that I was kind of looking all the way through it seeing both sides at the same time for some reason.

#14: You had some small wheels.

#17.5: That. I can draw that. It was like some kind of a . . some kind of a trough or something that these were setting in and these wheels were like the wheels on a , on a train. They set out like this with the wheel axle on the other side of the edge.

PAUSE

~~SECRET~~

~~SECRET~~

#17.5: I saw a couple of those. Almost like they were used for guiding something down a track or something. I didn't sense that that was a track - it was more of a ledge type. . an edge presenting itself to the wheels, like they were inserted inside the edge.

PAUSE

I guess that's about it.

#14: Okay, that's about it. Did you locate where that building was, (not audible) tractor (not audible)? Ah. . . you described a stack or exhaust for it or something?

#17.5: Ah, that was a real quick flash and I had no idea what the proportion of it is. But I do know it was something as seen silhouetted against the sky as if you were right next to it looking up at it or far away, looking up at it. It was silver and it was paint missing from it and for some reason, this reminded me of an exhaust. Some kind of an exhaust thing. But the proportion, I don't understand the proportion. It could be on a truck or it could be, you know, a 150 foot smokestack. I don't . . I just had an impression that that was there. So I mentioned it.

PAUSE

It was perfectly round. Cylindrical in shape.

PAUSE

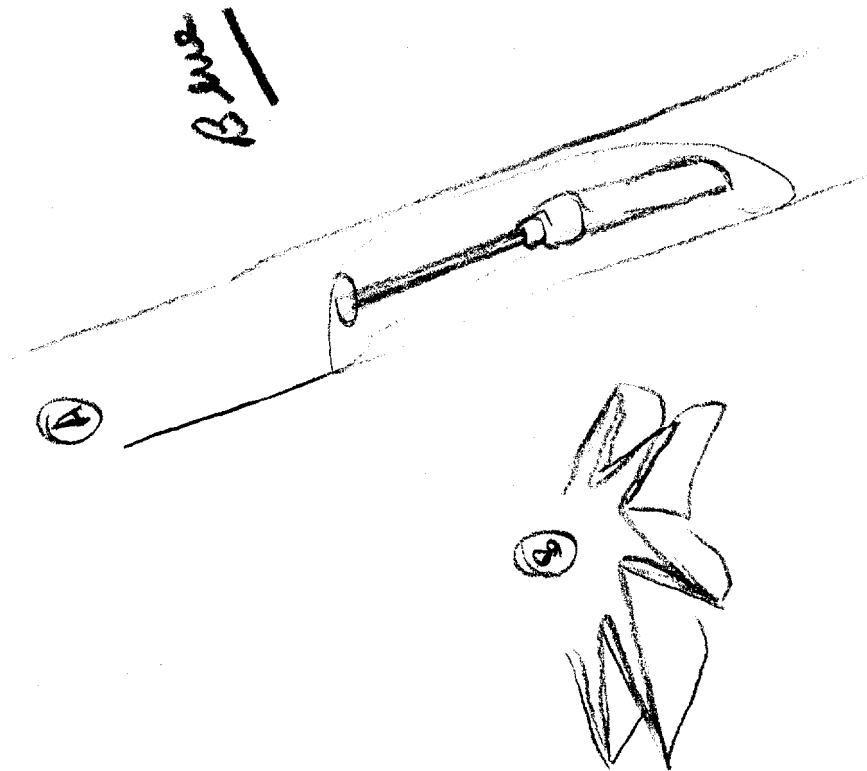
Can't get any more detail on that. I don't. . . that's what it is.

#14: Well, we have plenty of information.


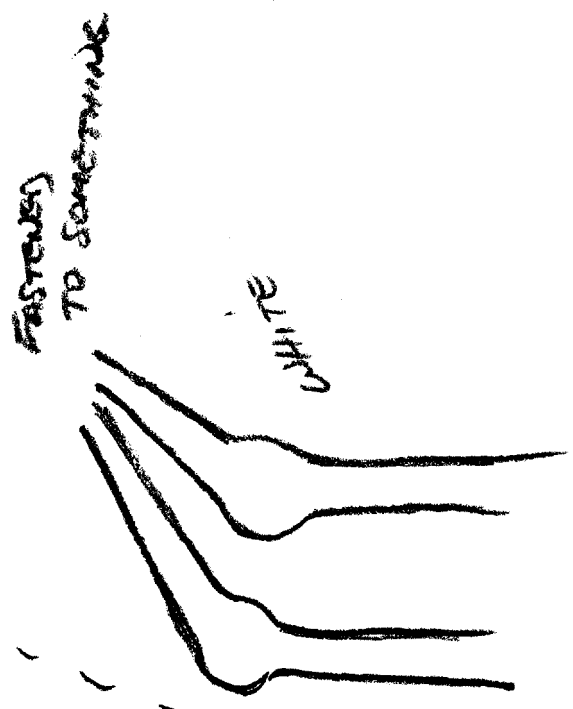
~~SECRET~~

# TAB A

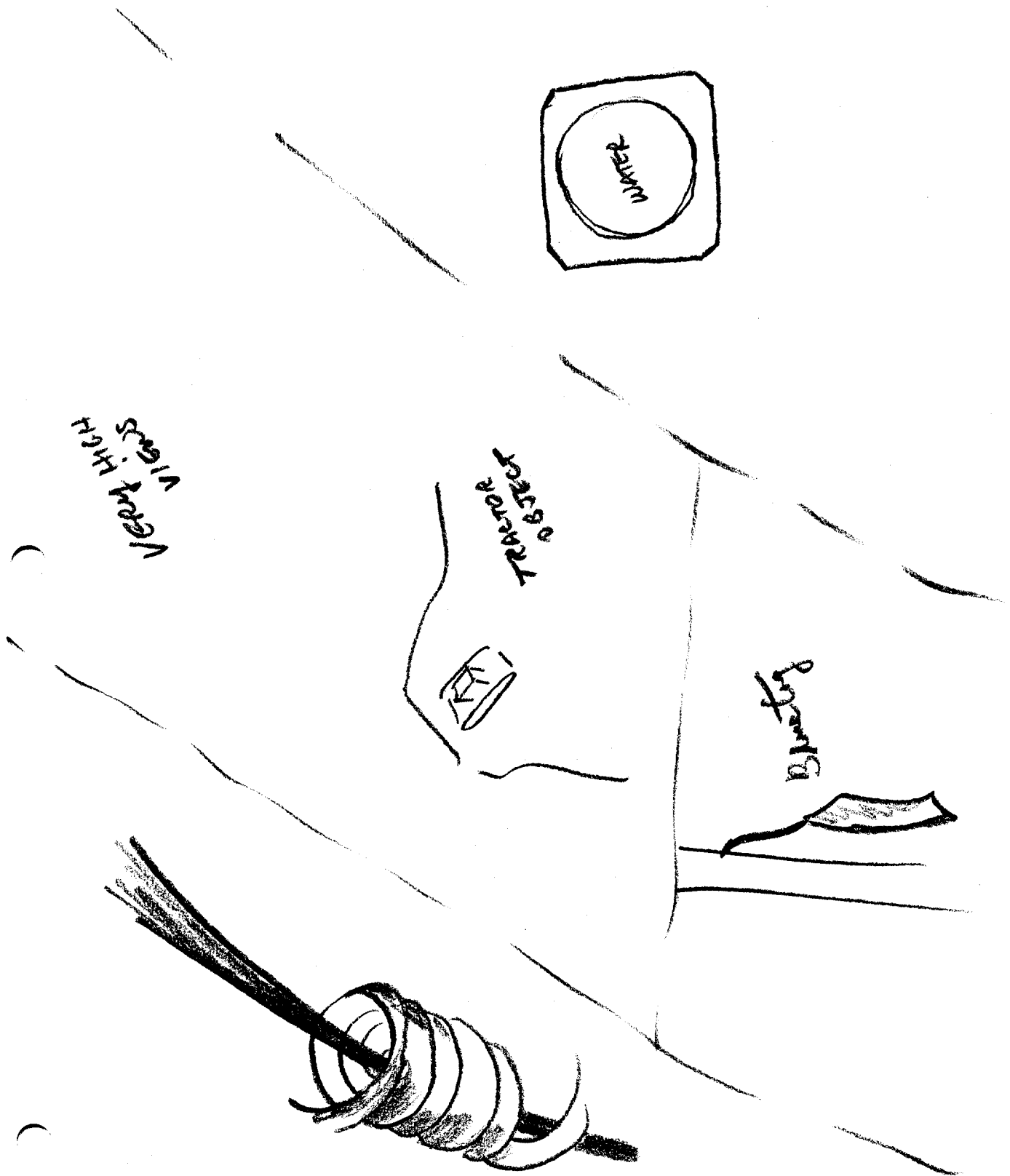
①



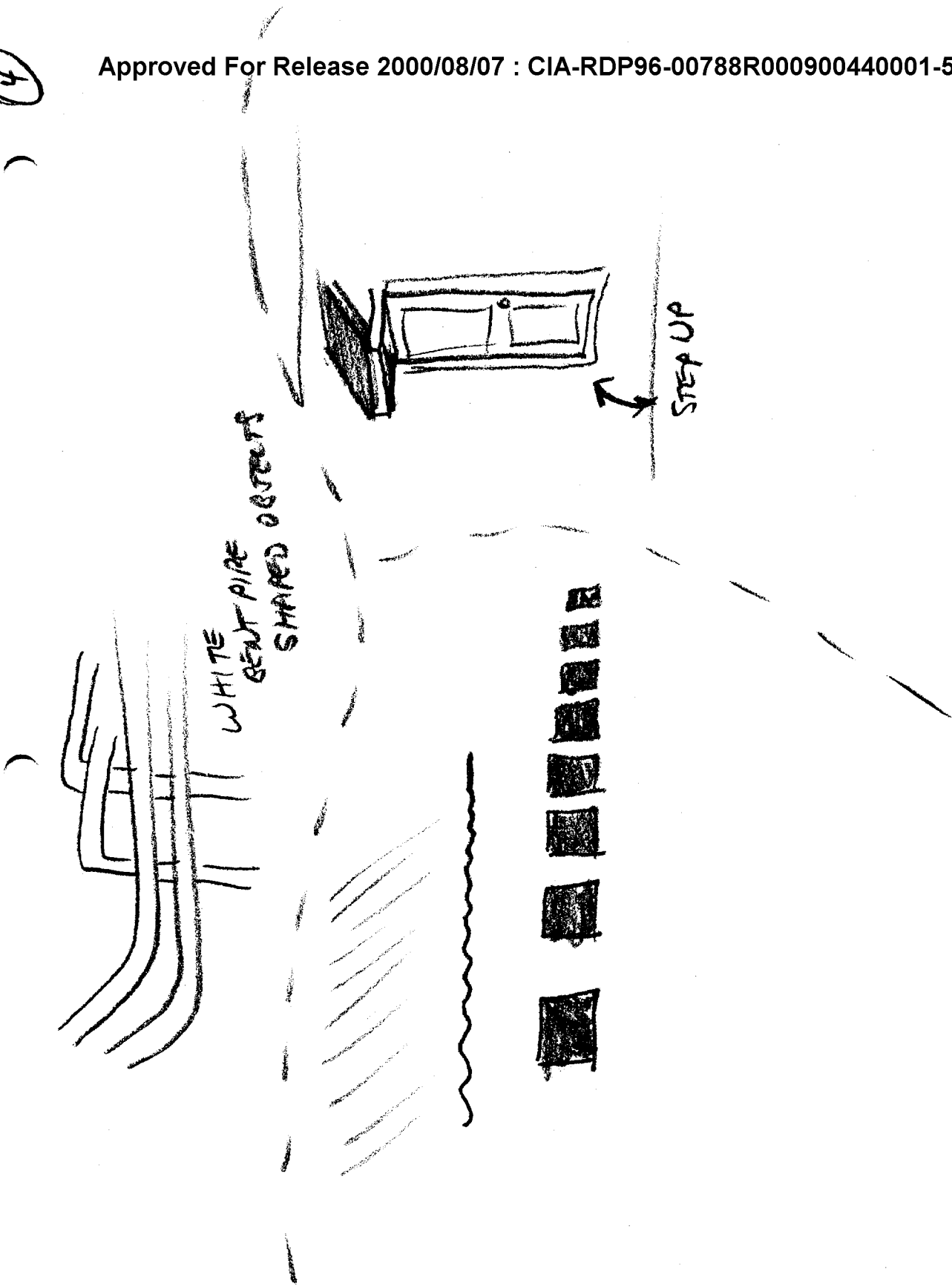
2



3



4



5

