

~~SECRET~~

ORCON/NOFORN

INSCOM

GRILL FLAME

PROJECT

SESSION REPORT

*R-002-79
Copy 1 of 1 Copy*

CLASSIFIED BY: Director, DIA
REVIEW ON: 30 Apr 99
EXTENDED BY: Director, DIA
REASON: 2-301-C (3) (6)

~~SECRET~~

GRILL FLAME

~~SECRET~~

SUMMARY ANALYSIS

REMOTE VIEWING (RV) SESSION XX

1. (S) This report provides documentation of a remote viewing session conducted for the purpose of orienting a remote viewer to the protocol which will be used in the remote viewing training program at Stanford Research Institute (SRI), Menlo Park, California.
2. (S) The remote viewer's impressions during the session showed a great deal of correlation to the target. The remote viewer was less nervous before the session than he was on his previous session. He appeared to have no difficulty in focusing his attention during the session and exhibited a controlled state of physical relaxation throughout the viewing period. The remote viewer was somewhat disappointed that he did not "bring back" more information about the target. He was, however, elated with what success he did have. This remote viewer has an extremely deep-seated philosophical cognitive structure which has as its very foundation the concept that he is somehow more than simple physical matter (i.e. flesh and blood). Because of this, he feels that remote viewing is not a strange, super-human, or paranormal event but an attribute of his true identity as being in reality something more than his physical body. The remote viewing phenomena is, therefore, perceived by him to be quite natural and he expects himself to be able to remote view targets as easily as watching a movie or reading a book. He accepts RV sensory data to be as normal/natural as the five corporal senses.
3. (S) The protocol used for this session and which will be used in later training is detailed in the document, Standard Remote-Viewing Protocol (Local Targets) by Harold E. Puthoff and Russell Targ, November 1978.
4. (S) Following is a transcript of the viewer's impressions during the remote viewing session. At TAB A are drawings made by the viewer reference his impressions of the target site. At TAB B are photographs of the target site. At TAB C is a post-session interview.

~~SECRET~~

~~SECRET~~

TRANSCRIPT

REMOTE VIEWING (RV) SESSION XX

TIME

#7.5: This will be a remote viewing session. (Edited for security.)

PAUSE

#7.5: Okay, #15.5, #6.5 is now approaching the target location. He is looking at the target . . . He is observing the target. . . . Let yourself relax and concentrate. . . . Simply look at the target with #6.5. . . and describe it to me.

PAUSE

+05 #7.5: Tell me about your impressions of the target area.

PAUSE

#7.5: Its five minutes past now. Just relax. . .

#15.5: Jumble of images. And I don't think I've got anything.

#7.5: That's fine. Just relax. . . and concentrate.

PAUSE

+09 #15.5: Okay. . . Um. . . The impression of a short set of stairs going down. Fairly wide, three high, four high, something like that. . . with a hand rail on the right hand side.

PAUSE

#15.5: Then I get the feeling of a hard. . . shiney, irregular surface. . . with, maybe a low wall around it. Ah. . . on the left . . . if you went down the staircase, . . . a flatish area and then you'd walk ahead

PAUSE

~~SECRET~~

~~SECRET~~

#15.5: A low white thing around it. . . I can't possibly define the image. The surface of the shiney thing is irregular.

#7.5: You're ten minutes in now and you're doing very well.

#15.5: It. . .

PAUSE

#15.5: A bench. . . I had the feeling, early on, that its inside. . . and not outside. . . That there was a set of glass doors. . .

#7.5: Go on.

PAUSE

#15.5: Just before I started the glass doors I had the feeling that there were people around. . .

PAUSE

+13 #7.5: Tell me about #6.5's location.

PAUSE

#15.5: Can't (not audible)

PAUSE

#7.5: Describe your images to me.

PAUSE

+15 #15.5: Okay, describe . . (long sigh). . .

PAUSE

#7.5: You're fifteen minutes in now. Stick with the target. Let it come.

PAUSE

#15.5: I need more of the (not audible) (DRAWING) . . .

PAUSE

~~SECRET~~

~~SECRET~~

+17 #15.5: I drew two drawings. One of a light triangle in the distance that has a sloping roof. Flat, dark roof taller but smoother leaning towards it. And in front of that, the second drawing, the snowflake. If I focus on the snowflake, the other goes out of focus. So, it appears the snowflake is before the other.

PAUSE

#7.5: Fine.

PAUSE

#15.5: It feels like some sort of an inside. . . But I can't figure out how it can be inside and outside at the same time. I'm tempted to be analytical and say that its like a courtyard inside a building.

#7.5: You realize the problem. It is not necessary to analyze. Simply describe the images. Describe the colors of the area to me.

PAUSE

+19 #15.5: The roof surface is (not audible) gray. A dark, slate blue gray. The floor of the courtyard appears to be reddish. The . . . a . . . white, low wall. . . is white. And that irregular object. . appears to have been. . . I. . . It could be wet. . . Again, I'm tempted to be analytical and say that its some kind of a fountain but that could be wrong. It shimmers. Possibilities. . . that it could be a shrub, tree. That it could be a piece of sculpture covered with very small tile. That it could be a fountain that has not fast running water but its still wet and so glistens. . .

PAUSE

+20 #15.5: Okay. Impression. First impression was that there was a wall like that, indoors. . . And that the target area is reached by opening one of these doors. . . And it wasn't the first one, it was . . second door. The second was of the staircase going downward. . . with a hand-rail on this side.

PAUSE

~~SECRET~~

~~SECRET~~

#15.5: The doorway might not be the full height of the glass. I'm just not sure about that. . . I'm not sure about any of this. . . And this goes down into an area. . . which I can't define. . . Now that's analytical and I know it. . . Then, was this. . . (DRAWING). . . with a bend in it. The white shape. Comes towards you and its low. It feels. . . Maybe a bench over here. Maybe back further. Didn't see that completed. And the inside. . . is this irregularly shaped object with a lot of protrusions on it that. . . very hard and very shiney. (not audible). . . It felt hard. . . Possibilities: shrub, sculpture, . . . Um. . . This is up. . . (Not audible). . .

PAUSE

#15.5: No. Its not shiney. . .

PAUSE

#15.5: (Long sigh)

PAUSE

#15.5: I can't do any more with it. I can't find it.

#7.5: Okay.

PAUSE

#15.5: I get the feeling that there were perspective lines radiating from that. . . But how it can be inside and outside at the same time I don't understand. And I didn't see this edge. It didn't have a boundary. It just came towards me. . . The snowflake. . . The second time I looked at this, the snowflake was in front of it. . . The second time I looked at Number Four drawing, the snowflake appeared to be suspended in front of it. . . The drawing of the snowflake is not an accurate. . . in the sense that there are spikes represented on the circle. In Drawing Number Five. But when I saw it, it appeared hard, shiney, silvery. . . And open in the center.

PAUSE

~~SECRET~~

~~SECRET~~

#15.5: With many, many, many more . . . um. . .
croquets. Architectural term. And maybe some
going in the opposite directions than the ones
indicated. I'm not certain. I ought to leave
that out. . .

#15.5: All right. I'll try to draw sideways.

PAUSE

#15.5: The images today were no where near as strong
as they were in the past. I have some doubts
about this whole. . . It just isn't right.

PAUSE

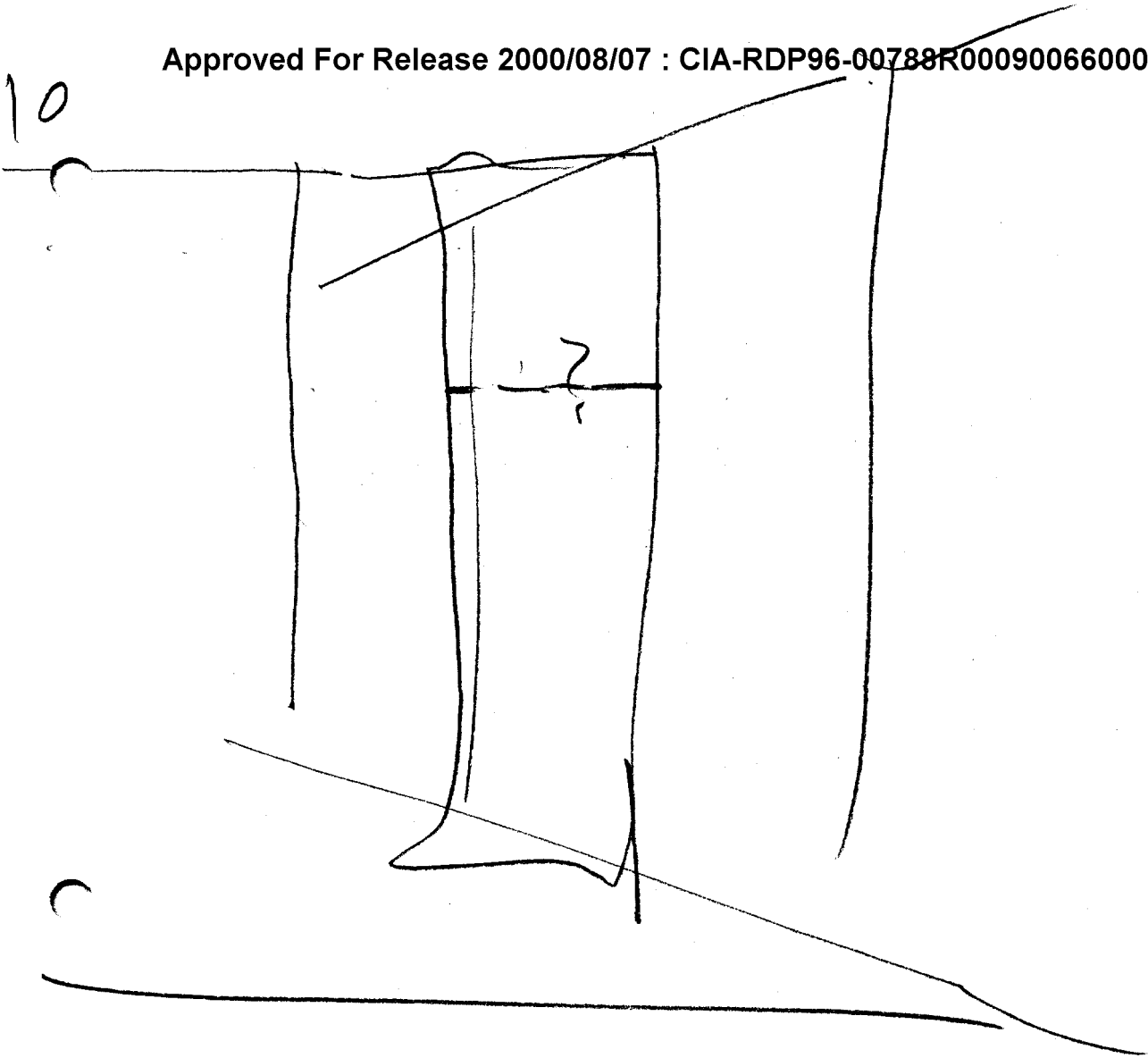
#15.5: I quit.

#7.5: Okay.


~~SECRET~~

TAB A

10

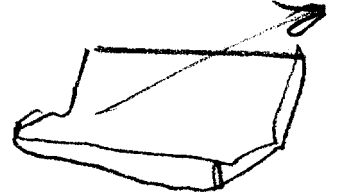
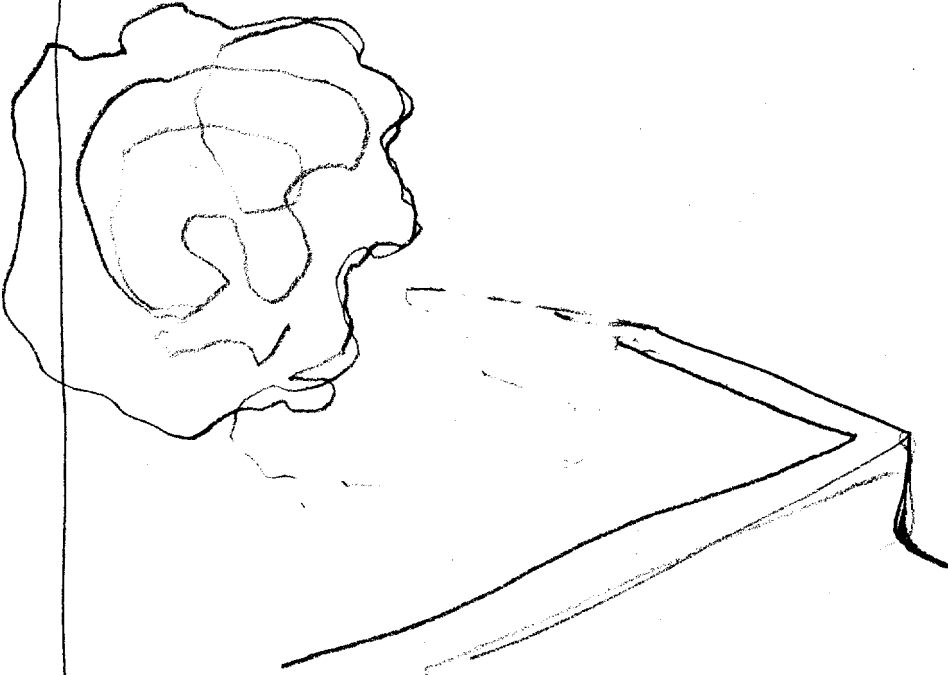


20

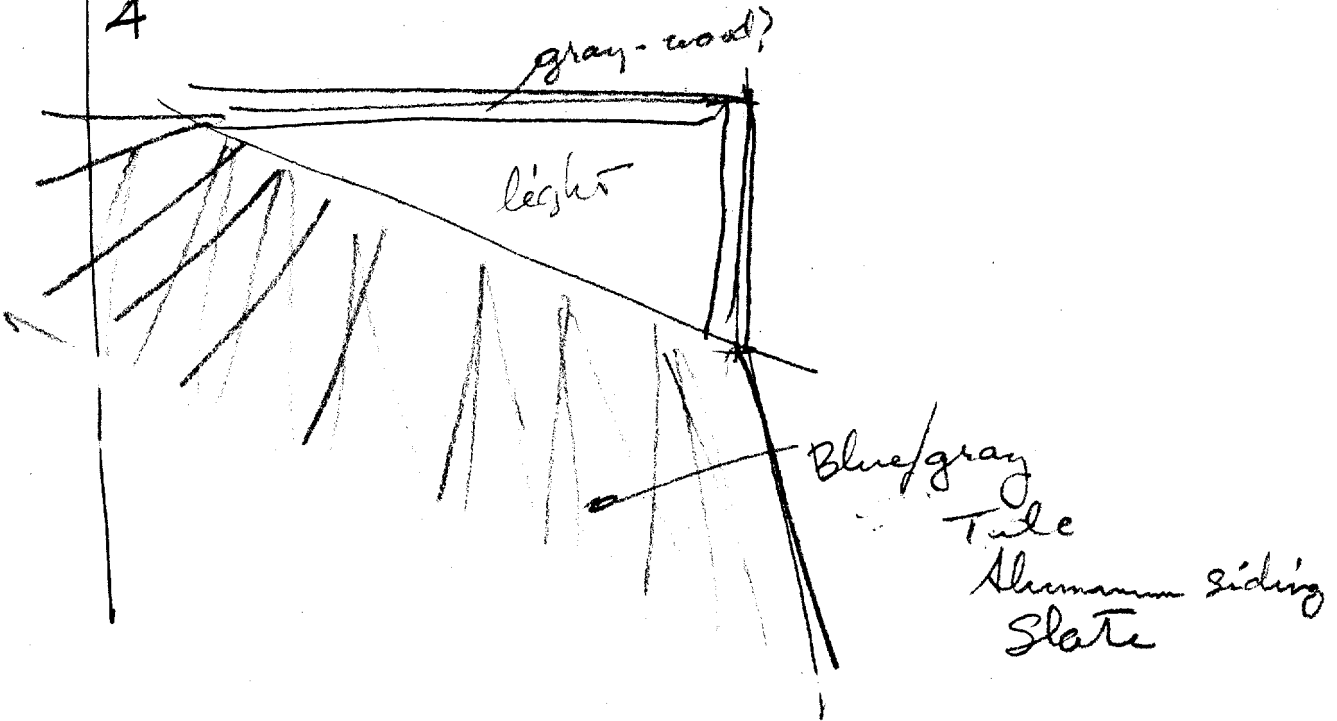


shrub
sculpture?
fountain?

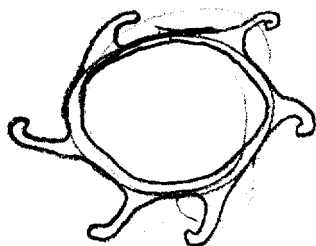
30



4



50





hard shiny



A₁



TAB B



TAB C

~~SECRET~~

POST-SESSION INTERVIEW
REMOTE VIEWING (RV) SESSION XX

1. (S) Post-session interviews are conducted after the completion of a session to provide the selected remote viewer with the opportunity to express himself concerning his viewing experience.
2. (S) #15.5 was glad that his images showed target correlation. He continued, however, to be frustrated by the fact that he could not report more detail of the target area. The target in this case was a store and the "outbounder" or "beacon", #6.5, was instructed to go inside the store and browse. The session was conducted in the morning hours and the store had not opened for business. #6.5 could not enter the store and so settled for focusing on the store front and the immediate area. #15.5 felt as though he could have done better if he had been able to concentrate more during the session. He also stated that he did not express all his impressions of the target because he felt they were analytical and not representative of the target. During the visit to the target after the session he found that some of these "analytical" impressions did in fact relate to the target. #15.5 realized that he should report all his impressions during these early stages of training.
3. (S) #7.5 and 15.5 appeared to work well together during this session. Their communication during the session appears to have aided in resolving target data. #15.5 appears to work best when not interrupted by #7.5's questions. His best descriptions are provided with minimal feedback from #7.5.

~~SECRET~~