

SECRET

GRILL FLAME

PROGRAM

SESSION REPORT

CLASSIFIED BY: MSG, DAMI-ISH  
DATED: 051630Z JUL 78  
REVIEW ON: Aug 2000

GRILL FLAME

SECRET

NOT RELEASABLE TO FOREIGN NATIONALS

ORCON

*copy 2 of 2 copies*

~~SECRET~~

SUMMARY ANALYSIS

REMOTE VIEWING (RV) SESSION D-10

1. (S/NOFORN) This report documents a remote viewing session conducted in compliance with a request from SOD, J3, OJCS, Pentagon, Washington, DC. The purpose of the session was to provide information relevant to the hostage situation in Iran.
2. (S/NOFORN) The remote viewer's impressions of the target are provided as raw intelligence data, and, as such, have not been subjected to any intermediate analysis, evaluation or collation. Interpretation and use of the information provided is the responsibility of the requestor.
3. (S/NOFORN) The protocol used for this session is detailed in the document Grill Flame Protocol, AMSAA Applied Remote Viewing Protocol (S), undated.
4. (S/NOFORN) Following is a transcript of the viewer's impressions during the remote viewing session. At TAB A are drawings made by the remote viewer reference his impressions of the target site. At TAB B is target cuing information provided the remote viewer.
5. (S/NOFORN) The remote viewer was asked to find Tom Schaefer and describe his surroundings. The viewer described a multi-story brick building that reminded him of an old, public school. He found Schaefer in a prison type atmosphere with many cells. He felt that there were approximately 11-12 other U.S. hostages being held at this same location. The viewer also described what he felt were major landmarks near this location.
6. (S/NOFORN) Another viewer was working on this same mission at the time of this remote viewing session. See session D-11.

~~SECRET~~

NOT RELEASABLE TO FOREIGN NATIONALS

ORCON

~~SECRET~~

TRANSCRIPT

REMOTE VIEWING (RV) SESSION D-10

TIME

#14: This will be a remote viewing session for 28 August 1980.  
Mission time is 8:30.

All right, #46, the time is now 0830 hours. Your mission for today is to find Col. Tom Schaefer. I want you to find Tom Schaefer. I want you to describe his surroundings to me. Relax. Focus your attention. Focus your attention on Tom Schaefer.

PAUSE

+02 #46: The initial impression is like a.....an old, uh, public school building...like brick...the entrance to which... one of the significant features is a...cement...cement steps...leading to the building.....

+05 This is a three story building.....  
He's on the second floor...in a bunk...in the third cubicle from the left....got a lot of impressions of a cell... with a bunk unfolding from the wall or something.... Everything inside is...kind of a yellowish-brown color... must have been white at one time, this is dreary.... There's a table and a chair opposite the bunk...there's a book with a black cover...and there's a...a facial picture of an author.....

He's making notes from the book, it's like a book review... His notes are in a...folio, like a blue book...small.... just like a blue book.....

+08 The impression of the cell is getting stronger...stronger... Bathroom facilities are in the right corner and they're very primitive.....

+11 #14: Are there any...any other U.S. hostages at this location?

#46: Yeah, as soon as you said that...uh, two cells to the right, beyond which would be the wall cell there is a...an impression of a hostage that they consider important.

#14: Take a look at that hostage. Describe him to me.

#46: He's, uh...he's got the features of a...and the build of a French president Jean-Claude Griste, except his hair is gray, with bald portions about the same.....

~~SECRET~~

~~SECRET~~

#46: The second cell....which are.....  
picture there of...man 5' 8", also bald, but with a, kind  
of a full beard.....fourth cell is a...tall, younger man,  
38 years old, or something.....  
Next to him is a guy with a moustache and a beard...42-43...

+15



Four or five more cells....there's quite a few, there's...  
okay...after that series of 9 or 10 there seems to be...  
an arch that's part of the corridor...and there's a whole  
bunch more after the arch, maybe 9 or 10 more...but the  
second portion doesn't seem to be as occupied as the first,  
they're empty...there seems to be a...one or two more that  
are of interest to us, that's all.....

+20

Going back to the...building, I have a difficult time with  
it's...see if it's three stories or two, and it's definitely  
two, but...the third floor just doesn't seem to be as big as  
the first and second floors...it's like having a half floor  
if it were possible....From an overview I got the...something  
about a long, tall, column...like the Washington Monument...  
just to the left of the rectangle, which would constitute  
the square, or wherever the place is, the building would be  
about three blocks from that square...like north of the square  
The columns come up about three or four times even before  
they start...In between the column and the square, there's a  
kind of a big black circle...but I don't know what it is....  
I think that's about all....Anything more?

#14: No, I have no further questions at this time.

We're now ready for debrief.

*Police HQ's?*

#46: Okay. I'll label the first drawing #1. What I kept picking  
up the very beginning is a...the cement stairs, which led to the  
brick building that looked like an old public school building,  
like the 40's or the 50's if you wish, without much vegetation  
in the front. And what it was, was a somewhat large brick  
building with cement stairs going up. And there was this  
kind of ledge or ramp on each side. This is exaggerated,  
but the cement stairs were predominant. I'll label that  
cement stairs. Then I got the distinct impression of, this  
is a brick, red brick building. And the weird thing is, I  
kind of saw...two floors or two stories, and sort of a half  
floor, it could be a full floor, but I couldn't distinguish  
whether it was a full floor, but possibly a third floor.  
Okay.

And Tom is around here someplace. I'll label that second  
floor and what I thought was the third cubicle. The aspect  
of a jail just became stronger and stronger and stronger as  
I went along. All right? And, uh, one feature about where  
he was- I'll draw this in two parts, I'll label this #2.  
I kept staying in the corridor for some reason.

~~SECRET~~

~~SECRET~~

#46: I said there were several cubicles, about 9 cubicles, or cells or what-have-you. And in the center was this arch, which acted-, seemed to act as a support or something. And there were about maybe 9 or 10 more cubicles. For some reason I only saw one or two here, but this pretty well filled to the left. I'm gonna give you a side view of the arch. This would be the wall, and this would be the cell side. And this thing was kind of a supportive thing and arched down this way. Otherwise the corridor was quite clear, except for this arch, so...was a feature.

Okay, let me make a third portion of-, I tried to get an overview, tryin' to pinpoint this thing here. And this was definitely in an urban city area. Okay. And there was, the focal point was the rectangle, I think it's the field, I'm not too sure. Okay. And about three blocks down- and this was quite a, well, like a city area would be. Okay. I think this is north, but I'm not too sure. And this was, this would've been it right here. And I was tryin' to find some distinguished geographical features, and to the left of the rectangle something that kept cropping up was a huge column that sort of reminded me of the Washington Monument. This is not in proportion, but it was around here someplace. And it just seems to tower over the normal height of the buildings by about two thirds. I was trying to find something else and then the only last thing that came here was a black circle. And I think this has religious significance, but I'm not too sure. And very dark black. Anything else you want?

#14: No. I have nothing else.


#46: Okay.

#14: End of session.

~~SECRET~~

**TAB**

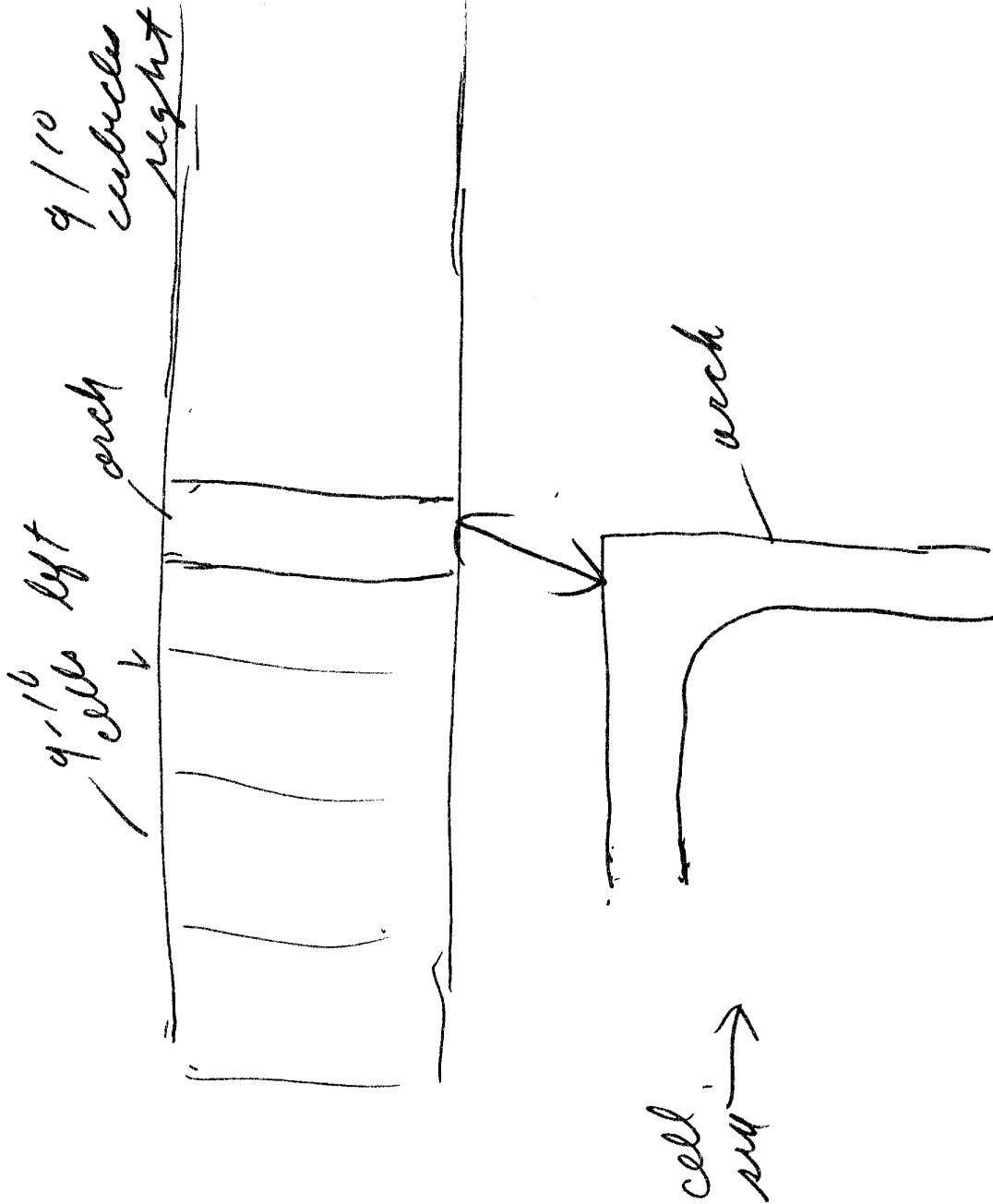
Red  
brick  
beddy



Red  
brick  
beddy

1


(2)





3

the  
from  
W



**TAB**

~~SECRET~~

TARGET CUING INFORMATION

REMOTE VIEWING SESSION D-10

1. (S/NOFORN) The remote viewer has been exposed to open source news media information as well as classified overhead imagery and numerous photographs of hostage personnel. He knew he would be working against the hostage situation in Iran.
2. (S/NOFORN) At the time of this session the remote viewer was shown the attached photograph, and was asked to find Tom Schaefer. He was asked to describe Schaefer's location and identify any other U.S. hostage personnel at this location.

NOT RELEASABLE TO FOREIGN NATIONALS

~~SECRET~~

ORCON

