
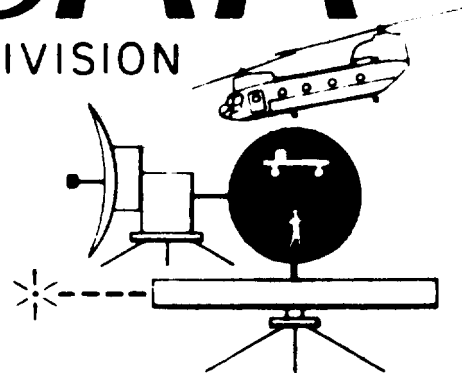



~~SECRET~~



AMSAA

COMBAT SUPPORT DIVISION



INTERIM NOTE

NO. C-91

GRILL FLAME SPECIAL STUDY NO. 1

MAY 1980

WARNING NOTICE
SPECIAL ACCESS PROGRAM FOR
GRILL FLAME. RESTRICT
DISSEMINATION TO THOSE
WITH VERIFIED ACCESS

CLASSIFIED BY: MSG, HQDA
(DAMI-ISH), dtd 7 Jul 78
REVIEW ON: 7 July 1998

U. S. ARMY MATERIEL SYSTEMS ANALYSIS ACTIVITY
ABERDEEN PROVING GROUND, MARYLAND

~~SECRET~~

AMSAA 630³ 1980

The Combat Support Division of the US Army Materiel Systems Analysis Activity (AMSAA) produces this Interim Note as an informal documentation of a project or task primarily for US Army Materiel Development and Readiness Command (DARCOM) use. The information and data contained in this Interim Note are based on input available at the time of preparation. Because the results may be subject to change, this Interim Note should not be construed to represent the official position of AMSAA or DARCOM unless so stated by other official documentation. This Interim Note may not be distributed further without the specific approval of the Chief, Combat Support Division, AMSAA.

~~SECRET~~

COMBAT SUPPORT DIVISION

INTERIM NOTE NO. C-91

GRILL FLAME SPECIAL STUDY NO. 1

MAY 1980

WARNING NOTICE
SPECIAL ACCESS PROGRAM FOR
GRILL FLAME. RESTRICT
DISSEMINATION TO THOSE
WITH VERIFIED ACCESS

CLASSIFIED BY: MSG, HQDA
(DAMI-ISH), dtd 7 Jul 78
REVIEW ON: 7 July 1998

US ARMY MATERIEL SYSTEMS ANALYSIS ACTIVITY
ABERDEEN PROVING GROUND, MARYLAND

~~SECRET~~

UNCLASSIFIED

TABLE OF CONTENTS (U)

	Page
Background	5
Method	5
Schedule and Design	6
Results and Discussion	6
Table 1. Correct Responses for Viewers and Dimensions	7
Table 2. 45 Sessions Grouped by Viewer and by Number of Correct Dimensions per Session	8
Table 3. Correct Responses for Various Displacements of Sessions Relative to Actual Targets	9
Figure 1. Power of this Study for Various Alternative P (correct response)	11

UNCLASSIFIED

UNCLASSIFIED

ACKNOWLEDGEMENT

The US Army Materiel Systems Analysis Activity (AMSAA) wishes to recognize the following individual for his contributions to this report:

AUTHOR: Dr. Gerald Nielsen

UNCLASSIFIED

~~SECRET~~

1. BACKGROUND

(S) AMSAA was requested by Dr. Walter LaBerge, then Under Secretary of the Army, to independently conduct experimentation addressing the existence of some form of psychic phenomena. Due to its previous experience, AMSAA chose to investigate Remote Viewing.

(S) In response to this request, AMSAA personnel generated an experimental protocol and analysis procedure for the remote viewing of unique, geographical targets located within 100 nautical miles of Aberdeen Proving Ground. The protocol and analysis procedure were briefed to the Army Science Board which was conducting a review of current DOD work in parapsychology. They correctly noted the difficulty in quantitatively evaluating the descriptions of complex geographical targets obtained during remote viewing sessions. The board suggested that some sessions be conducted whose objective is to remotely view targets whose attributes were simple and could be unambiguously defined and evaluated.

(S) This document describes the results of one set of experimental sessions in which AMSAA PROJECT GRILL FLAME participants attempted to remotely view and describe "simple" targets, and what further actions are being taken by AMSAA in this area.

2. METHOD

(S) The remote viewers used in this study were the same three middle age, caucasian males used in related investigations by this activity.

(S) Each simple object was described by four stimulus dimensions which were selected as being both feasible to construct and of interest to the viewers: color (black or white), shape (sphere or cuboid), solidity (hollow or solid), and resiliency (resilient or non-resilient). These four bivalued dimensions produce 16 possible objects, all of which were included in the target pool for this effort. Size and material also varied from object to object, and these variables are confounded with the four dimensions described above. This confounding was caused by the use, insofar as possible, of existing objects as targets.

(U) The display location or target site was the uppermost landing of a flight of stairs leading to the roof of a building within the restricted access compound. This portion of the stairway is used very infrequently, and then only by the janitorial or maintenance staff. The display stage was an approximately 4' x 4' light gray concrete area, with two blank, beige walls and a medium gray door (to the roof) on the third side. During sessions, viewer and interviewer remained inside a trailer, some 100 meters away from the building containing the display stage.

~~SECRET~~

~~SECRET~~

(S) A typical trial or session began with the viewer and interviewer entering the trailer on the hour (0900, 1000, or 1300, which was confounded with viewer). Following customary procedure, the first 30 minutes were spent in relaxing and preparing for the viewing attempt. At about 23 minutes past the hour, four digits were selected at random by the experimenter, and these four digits then determined the values of the stimulus dimensions and thus the object to be used for that session. The object was then placed in the display area at approximately 28 minutes past the hour. The viewers were encouraged toward reports of general sensory impressions and not specifically directed toward the particular dimensions used in this study until fairly late in the session. The final task of the viewer in each session was to indicate his selection for each dimension he chose to specify. In only one session did the viewer not choose to identify all four dimensions. Feedback was provided by allowing the viewer to retrieve the object from the display area immediately after each session.

3. SCHEDULE AND DESIGN

(S) For "record" sessions began 22 January 1980 and continued through 21 March 1980. No more than three sessions per viewer were run in any single week. Prior to these sessions, the viewers were given the opportunity to familiarize themselves with the method through a series of warm-up trials. Each viewer engaged in at least four warm-up sessions. The data discussed herein are from only the sessions identified to the viewers as sessions to be reported. Each viewer participated in 15 sessions, and the results in terms of number correct are summarized in Tables 1 and 2.

4. RESULTS AND DISCUSSION

(S) Table 1 groups the results of the 15 sessions run by each viewer into first half (sessions 1 through 7), second half (sessions 8 through 15) and total. There is no indication of a decrease in performance across trials, which was an early concern due to the "uninteresting" nature of the targets used. None of the cells or marginal totals show a substantial departure from chance levels.

(S) In Table 2, the 45 sessions have been categorized by viewer and by number of dimensions correct. The column totals expected by chance are 2.81, 11.25, 16.88, 11.25 and 2.81. The chi square for the observed totals is 2.45, well short of significance ($\chi^2_4, .05 = 9.45$).

(S) The possibility of session responses being out of step with target stimuli (precognition, or, if you will, postcognition) was also investigated (See Table 3). Again, there are no results of statistical significance. The power of this study (probability of rejecting the null hypothesis) for the overall results is shown vs various P_{alt} values

~~SECRET~~

~~SECRET~~

	<u>Viewer</u>	<u>Color</u>	<u>Shape</u>	<u>Solidity</u>	<u>Resiliency</u>	
Sessions 1-7	1	5	3	3	3	14
	2	3	5	3	4	15
	5	2	4	4	4	14
		<u>10</u>	<u>12</u>	<u>10</u>	<u>11</u>	<u>43</u> ~ .5119

~~SECRET~~

Sessions 8-15	1	4	3	6	4	17
	2	4	4	5	4	17
	5	5	4	4	4	17
		<u>13</u>	<u>11</u>	<u>15</u>	<u>12</u>	<u>51</u> ~ .5313

Total	1	9	6	9	7	31
	2	7	9	8	8	32
	5	7	8	8	8	31
		<u>23</u>	<u>23</u>	<u>25</u>	<u>23</u>	<u>94</u> ~ .5222

TABLE 1. (U) Correct Responses for Viewers and Dimensions

~~SECRET~~

Viewer	Number of Dimensions Correct				
	0	1	2	3	4
SECRET					
1	0	5	6	2	2
2	1	2	6	6	0
5	1	1	9	4	0
	—	—	—	—	—
	2	8	21	12	2

TABLE 2. (U) 45 Sessions Grouped by Viewer and by Number of Correct Dimensions per Session.

~~SECRET~~

<u>Sessions Offset</u>	<u>Dimensions Correct</u>	<u>Dimensions Attempted</u>	<u>P(correct)</u>
-2	79	172	.4593
-1	83	176	.4716
0	94	180	.5222
1	87	176	.4943
2	93	172	.5407

~~SECRET~~

TABLE 3. (U) Correct Responses for Various Displacements of Sessions Relative to Actual Targets

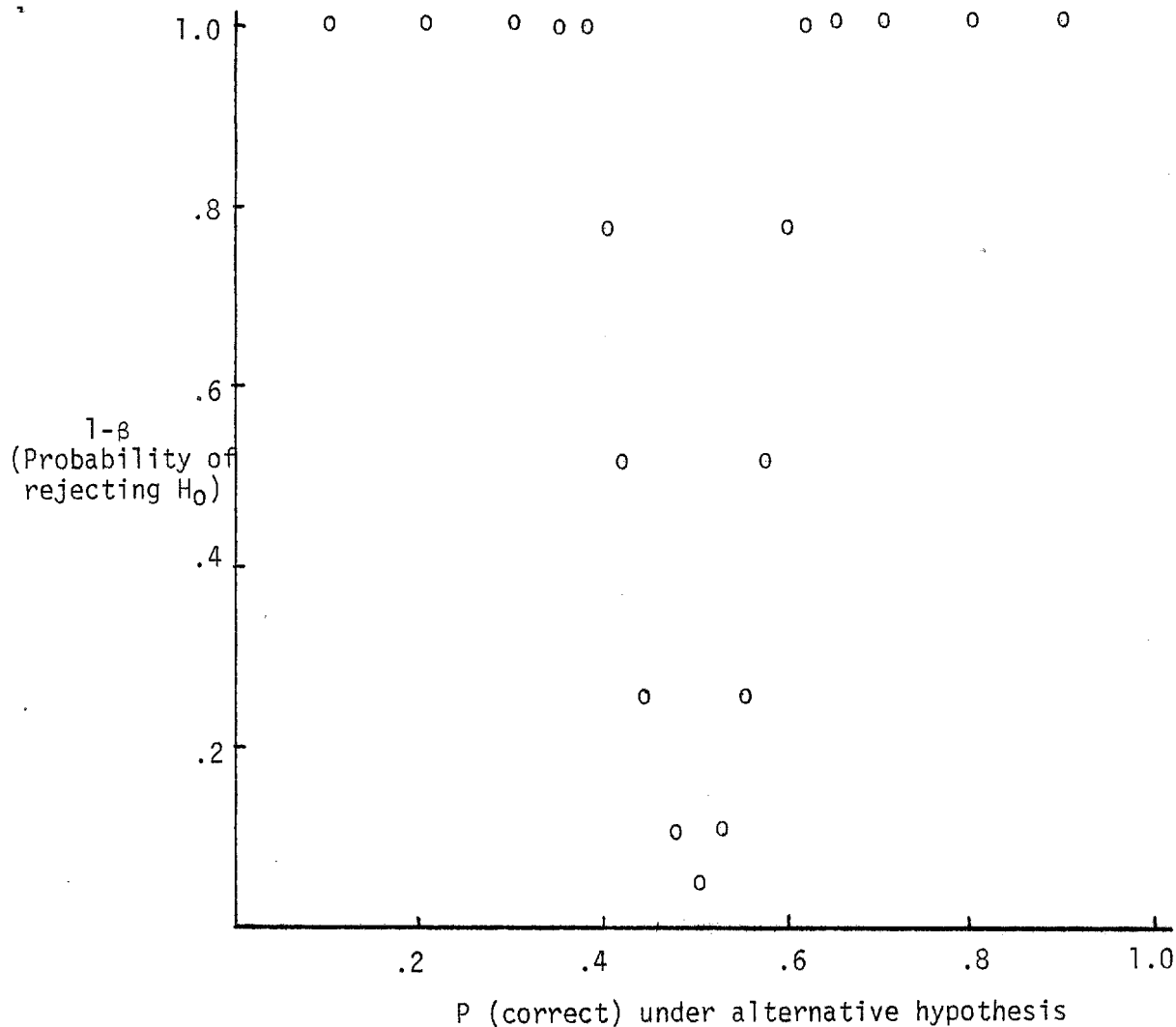
~~SECRET~~

~~SECRET~~

in Figure 1. For example, if the actual $p(\text{correct})$ were .425 or .575, the overall total number of correct responses would be significant, i.e., indicate rejecting the null hypothesis, about one out of every two replications of this study.

(S) In summary, the data fail to demonstrate any characteristics which cannot be adequately explained by chance alone. At this time, there are no further efforts planned which involve "simple" targets.

~~SECRET~~



UNCLASSIFIED

FIGURE 1. Power of this study for various alternative P (correct response).

UNCLASSIFIED

UNCLASSIFIED

DISTRIBUTION LIST

Commander
US Army Materiel Development
and Readiness Command
ATTN: DRCDE (Dr. R. Haley)
5001 Eisenhower Avenue
Alexandria, VA 22333

UNCLASSIFIED