

INSCOM
GRILL FLAME
PROGRAM

SESSION REPORT

CLASSIFIED BY: MSG, DAMI-ISH
051630Z JUL78

REVIEW ON: _____

NOT RELEASABLE TO FOREIGN NATIONALS

ORCON

SUMMARY ANALYSIS

REMOTE VIEWING SESSION 886

1. (S/NOFORN) This report provides documentation of a remote viewing session conducted for training purposes only.
2. (S/NOFORN) The protocol used for this session is detailed in the document GRILL FLAME Protocol, AMSAA Applied Remote Viewing Protocol (S) undated.
3. (S/NOFORN) Post session analysis on target viewing indicates the viewer had a considerable amount of correlation. The viewer's attitude was positive.
4. (S/NOFORN) Following is a transcript of the viewer's impressions during the remote viewing session. At TAB A are drawings and narrative made by the viewer. At TAB B is target cuing information. Also included is available target data.

NOT RELEASABLE TO FOREIGN NATIONALS

TRANSCRIPT

REMOTE VIEWING SESSION #886

#66: The session for 0900 hours, 8 April 1982.

Focus your attention now solely and completely on the target that has been designated for you today.

34 degrees 12 minutes 15 seconds North
99 degrees 08 minutes 00 seconds West

Focus your attention now, your perceptions on today's target.

34 degrees 12 minutes 15 seconds North
99 degrees 08 minutes 00 seconds West

And describe the target area to me.

#63: ~~Large flat area~~, long, narrow..linear..right side, small hill, higher as it goes right, ~~hill~~ on it.

#66: Type of trees?

#63: Conifer..long flat linear area, little vegetation.. left side of linear object, like right hills, trees.... temperature warm, sky's overcast.

#66: Describe now the actual target to me

#63: Three sided object. Looks like a pyramid....opening in its side

PAUSE

#66: Describe the activity at the time.

#63: Overlay, it's got a ^{PAUSE}suspension bridge....no activity outside the target, something inside target.

#66: Describe.

#63: Person, like very few people. Activity is..task requires movement, little movement, desk work.

#66: Being outside target area, describe the most significant terrain feature.

#63: Gray object...

#66: Go on.

#63: Very bright, could be reflections...Squares with triangles, very bright, maybe reflections from water..almost blinding.

#66: What's the purpose of this place?

#63: It's got large inside structure, high ceilings, walkways.

#66: What goes on?

#63: Statues, people standing watching, art gallery feeling.... getting a lot of overlay.

#66: Describe.

#63: Many inside scenes, art gallerish type arts sculptures.

#66: All right. From overhead now, from five miles up, looking down, describe the target area to me.

#63: Black circle, middle of triangle, mountains..flat area and mountains.

#66: Um-um.

#63: Target in ~~flat area~~.

#66: Now once again, on the ground at the target, we'll look at it and describe it to me.

#63: Geometric angles, sharp corners.

#66: Put your back to the target and look away and describe.

PAUSE

#63: Flat white linear feeling. High dark objects, both sides, trees, manicured feeling, green trees, a lot of white, like walkways.

#66: And beyond?

#63: Dark sky, support type pillars.. like holding sky up.

#66: All right I have no further questions. Feel free how to comment as you see fit about the target.

PAUSE

- #63: Steps, many small tiles or shingles....incomplete feeling. maybe construction, modern..great white object that was there, not there...That's all I have.
- #66: Let's remember everything that you've seen so that you may draw your perceptions for me.
- #63: That white object I saw, from the point on I had a hard time seeing anything, like it blinded me or something. All I saw was bright white from then on That's all.

TAB

REMOTE VIEWING SESSION #886

(DRAWING NARRATIVE)

- #63: This is a description of my drawings. On page 1, the only thing that I feel pretty sure about and that is, the first thing I got was a linear from ~~lower~~ right to upper left as I've drawn it here. It was flat, little or no vegetation, and this hill to the right side of the page, that I've drawn trees on, I saw the hill to the left, I didn't necessarily see but I felt like it was probably there. And you said "what is the target?" I went down to the general area ~~that~~ I got a triangle, ~~triangular~~ shape or pyramid shape drawing, and that's what I said was the target. I don't know that that pyramid shape is what ~~the~~ target looks like, but I feel certain that's where the target is. You said look outside, that's when I got the very bright ~~light~~ white object and that's located about where I've drawn it on page 1.
- #66: Okay, now.
- #63: That white object was exceptionally bright, it was like I was looking at the sun or looking at the ~~reflection of the sun on water or something like this.~~
- #66: Okay. So let me see if I understand, you have on the, ~~on~~ picture # 1 here, I see terrain on either side of a linear pattern. Okay?
- #63: Correct.
- #66: Okay. so I have a piece of a long line of something here quite wide and ~~quite (not audible)~~
- #63: Like a valley.
- #66: ~~u~~ That is very distinctive. There's no terrain and no trees in this area and it's very flat and open in this area.
- #63: UM-um
- #66: Okay, then about this same area, you say to you this flat wide area is designated as the target, because you drew your target thing here and you don't know whether the target is the shape of this pyramid, ~~that~~ the place of the target is there. ~~but~~

- #63: Right and that seems to be a valley between two hills, very flat valley or something ,or a maybe a ~~river or something.~~
- #66: Okay and this white thing you saw is a very, very bright, bright as the sun would be if it glinted off the water and it may be the shape of this that you see or the reflection of something like this.
- #63: It was very difficult thing to describe , It was about the way I have it and there were little triangular patterns across the top of it like this and stuff that really had no earthly idea what I was looking at.
- #66: Okay, but it was bright.
- #63: Very bright and this is the first time anything like this has happened . It actually blinded me for the rest of the session. And even now my eyes feel like I just got through staring into the sunlight or something. I can't imagine what it was or ~~~~~~~~~
- #66: Okay. So we have some terrain and a wide open area or flat area or glinting water or an airplane runway even or but it's very large, apparently.
- #63: Right.
- #66: It's larger than a road?
- #63: Yes.
- #66: A very large area, valley type area , ~~~~~~~~~
- #63: Ah, um-um , a valley area, right.
- #66: And you say # 1 is the only drawing that you are sure of. What are these other things you've drawn in here?
- #63: Well, drawing # 2 after we talked about the area a little bit, you took me back to the target and said go overhead. And I have a pyramid again, but it had an opening in the top and that was when I said sort of a construction type, incomplete type feeling and there were things inside that structure that I really don't know what they were. And it went from square corners to a rounded top and that's way I bet these lines drawn in that kind of showed , they kind of meshed into a round circle.
- #66: Okay.
- #63: ~~~~~~~~~ And that I don't think is probably very accurate. Because ~~~~~~~~~ that was after I was more or less blinded by the bright white . And then, on drawing # 3, is what I label as overlay, was the walkways, the art sculptures and

very high overhead feeling and stuff which I felt might be in the target. But I do feel that that's an overlay.

#66: Okay, so picture 3 of this inside feeling ^{about} being inside what you think is # 2, you call overlay?

#63: Right.

#66: Okay

#63: And drawing # 4 is when you said put your back to the target, what do you see. This is the white linear shapes I saw that looked like walkways or something. And I had a green manicured feeling like they were trimmed hedges or something going off along the edges of this sidewalk.

#66: Okay. Now is this associated with drawing 1, in which you have some confidence or would the drawing 3, in which you labeled overlay?

#63: I have more confidence in this, it's like a sidewalk leading away from whatever the target was.

#66: Okay.

#63: I have more confidence in this than I do in that pyramid ^{actual} shape thing that I drew as the target.

#66: Okay.

#63: UM, let's see there was something else I wanted to say. So that's all I have.

#66: Okay. How do you feel about the way the session went today?


#63: I feel pretty good. I feel like I got a lot of overlay and I'm very curious to know what, if anything might have been that bright light, because it very much effected the rest of the session because it literally blinded me, it was like burning up your night purple at night or something, not being able to see anything for the rest of the time, that sort of thing

#66: Okay, This pyramid thing now that you've drawn, it looks to me, looks very much like an indian tepee maybe, a squarish thing with an open top, it's a little distorted and stuff, but it looks you know, like an indian tepee or something like that. ^{it could be}


#63: That's true.

#66: Okay, is there anything else you would like to say.

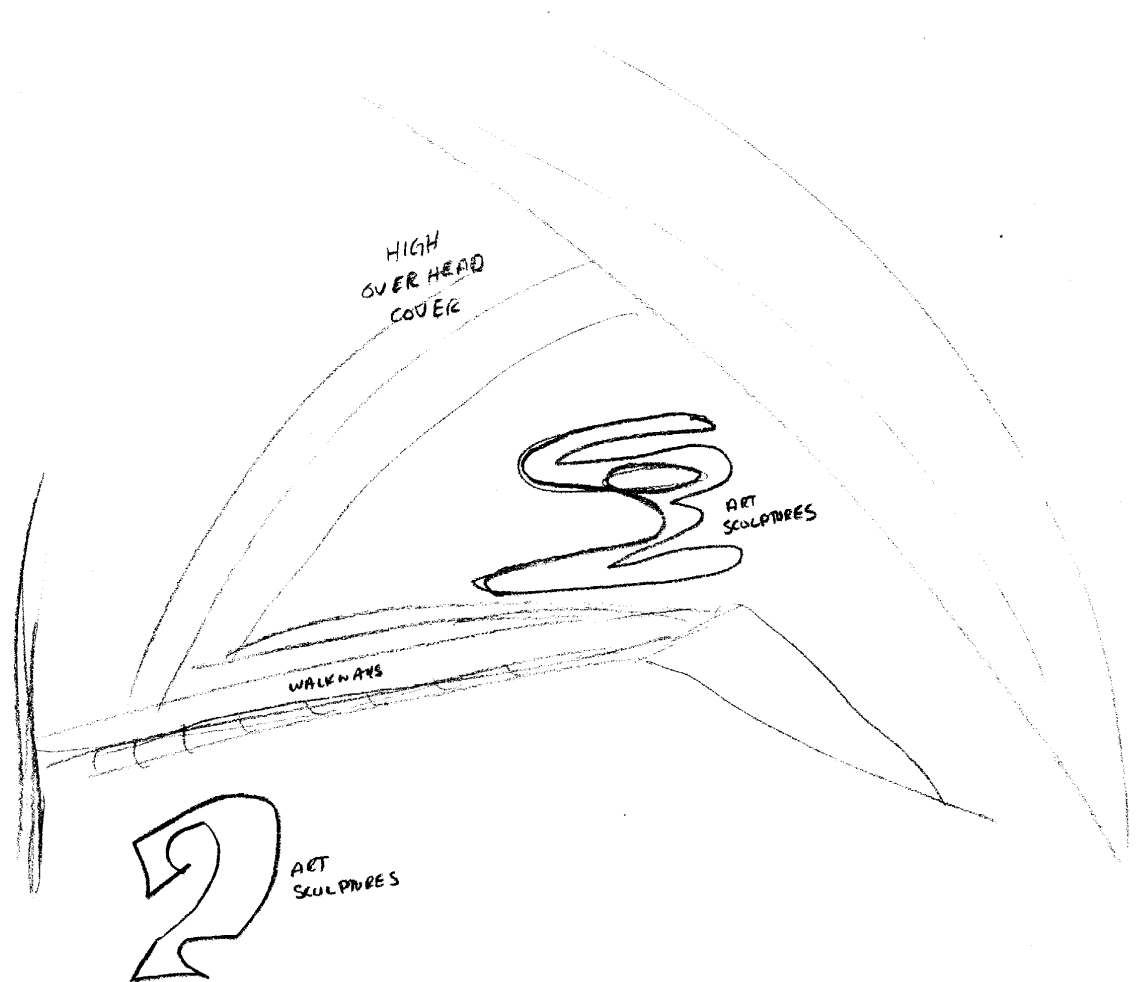
#63: No, that's it.



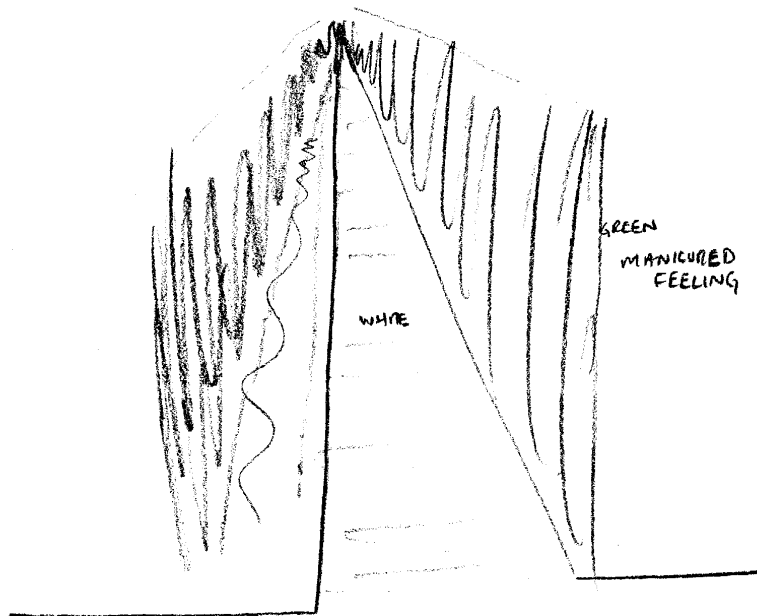
Approved For Release 2003/09/11 : CIA-RDP96-00788R001400300001-4



Approved For Release 2003/09/11 : CIA-RDP96-00788R001400300001-4



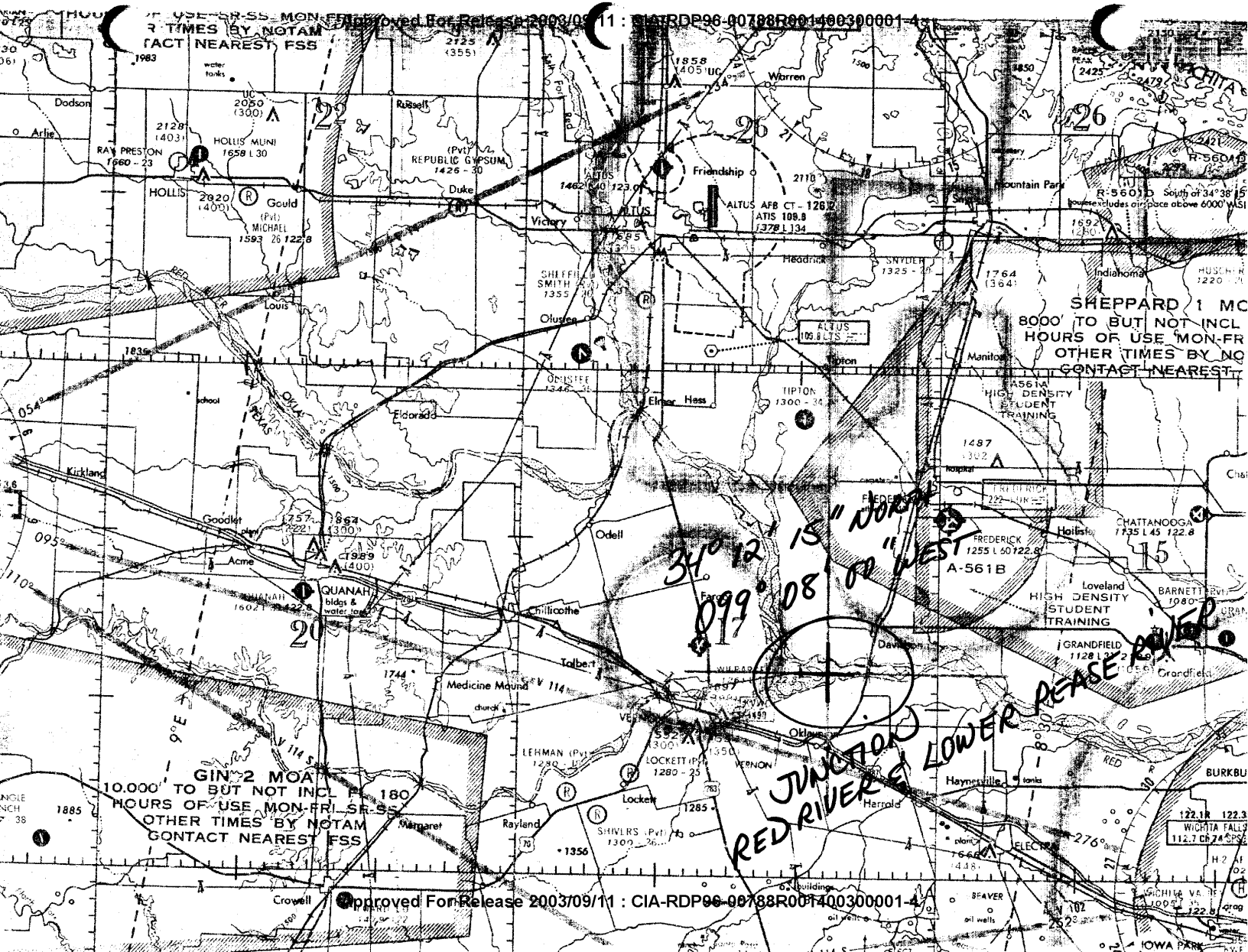
Approved For Release 2003/09/11 : CIA-RDP96-00788R001400300001-4



Approved For Release 2003/09/11 : CIA-RDP96-00788R001400300001-4

TAB

Referral Review by NIMA/DoD



32



34° 12' 15" NORTH

099° 08' 00" WEST