

SECRET

IAGPA-F-SD

06 July 1984

MEMORANDUM FOR RECORD

SUBJECT: CENTER LANE Interview Summary - HU-1073/8404/01 (U)

1. (S/CL-3/NOFORN) On 290930 March 1984, source #01 was interviewed by monitor #66 in an attempt to verify the suspected location of an individual identified as William F. Buckley. The project 8404 sponsor had provided an overhead photograph of the suspected building, a map of the area, and a photograph of Buckley (see Incl 1).


2. (S/CL-3/NOFORN) For this interview source was initially shown the photograph of Buckley and asked to describe his perceptions of Buckley's location. No other identifying data was provided to source at the time of the interview. Source had, however, become aware that Buckley was a kidnap victim. After the interview, source was shown the overhead photograph in an (unsuccessful) attempt to match his drawing to the suspected building. All other intelligence information was withheld for use as feedback and cuing for possible subsequent interviews.

3. (U) A transcript of the interview was prepared (see Incl 2).

4. (U) A DA Form 341 (Agent Report) was prepared for the sponsor. This report related the salient points of the interview. Attached to the report was a drawing provided by source (see Incl 3).

Association with the below named individual and Military Intelligence is CONFIDENTIAL.

SG11



3 Incl
as

NOTE: Information of immediate operational value was provided to sponsor immediately, or as soon as possible, after the interview.

CLASSIFIED BY: CDR, INSCOM
DECL: OADR

Center Lane
WARNING NOTICE!
SPECIAL ACCESS PROGRAM
RESTRICT DISSEMINATION TO THOSE
WITH VERIFIED ACCESS

NOT RELEASABLE TO FOREIGN NATIONALS

SECRET



Iwcl 1

~~SECRET~~

TRANSCRIPT

HU-1073/8404/01

- #66: This will be a CENTER LANE Interview for 0930 hours 29 March 1984. Relax now and focus your attention today, 29 of March on the individual in the photograph I've provided you. Focus on this individual today and describe his location to me.
- #01:I get a cluster of buildings all joined together, standing in some format with like a fence around it.Just a hedge.It's evidently identity to this group of buildings that make it a group. See two inner court yards and large court yard, three court yards....three blockish buildings, squared, all the buildings in the group are. Steep roofs. Still spiraled (spiraled), but it's got something to do with the design of the buildings, or associate design to the buildings of some kind.Some of them are gray and some are tanned.Very rough stucco like finish.Everytime I try to ah..picture of where he's at, I get a fog or a mist comes across my mind, a smoke, or a mist or a fog.He's being kept very sedated or heavily drugged.
- #66: Okay, let's kind of stay away from him. You're right, that may be the source of your fogginess is him. Describe your relative position of observation as you see this group of three buildings that you told me about.
- #01: It's more than three, it's three court yards,...ahum, ah....I'm pretty much over,...over them, 600 feet up..... trying to orient myself to north and ahit would appear that the line of the grouping of the buildings is roughly....lengthwise, north to south,so the front of the building faces west. ...Trying to get a feel for the center of town.
- #66: No, I don't want to spread out quite so far.
- #01: Okay.
- #66: This group of buildings, you say, have some sort of a wall around it?

~~SECRET~~

Incl 2

~~SECRET~~

#01: Ah..I'm inclined to say fence, but I can't, because I don't see a fence, it's ah...there's something around it that ah...I wouldn't...ummmm, it's hard to tell it, it's like mix of things, a hedge and fence combined or a wall and fence combined, something.

#66: I remember now, you said something like a hedge, okay. Let us work, do you have enough information that you can kind of draw me a group of buildings with something surrounding like hedge?

#01: Just a minute.

#66: (mumble).

#01: Okay.

#66: Okay. Now, I need a north, south, east, west and I need the immediateness of the little bit north and a little south and I'm not worried about the compass north, south, east and west, I'm just worried about the four directions from what you call a group of buildings.

#01: Okay.North is ah....there's a clustered object, ah...building or part of a piece of a building the looks like four cylinders squeezed together. Could be a collection of smoke stacks.

#66: Now, we're within what, 50 meters or-

#01: Ah,..no--

#66: You're really close, right?

#01: Ah...a block maybe.

#66: Okay.

#01: South is a.... God, I don't know what it is, it's a--

#66: That's fine, just, don't tell me what it is, you just have to describe it.

#01: Like the bottom half of rocking chair with a closed "H" sitting on top. The outward part of the rocking chair leg is faced south, the inner is faced north.West, a group of horns like, it's an object so much like that air raid siren type things, it's just an arc of horns.

~~SECRET~~

~~SECRET~~

- #66: All right. You have some horns, air raid type siren horn things.
- #01: Well, that's what it looks like, I'm not saying that's what it is.
- #66: I understand. To one side. Now to the other side, the opposite to the east.
- #01: It's like a very, very large wall of some kind or...it's either a large wall or it's a very narrow building, one or the other and it's got a rounded upper edge. With spikes through it.It's some kind of wall that I just got.Ah....section of wall, ah...
- #66: You found orienting yourself as you have with the descriptors, this group or cluster of buildings, are they contiguous touching each other or are they separate (mumble)?
- #01: No, they're all....they're all both. Some are touching and some aren't.
- #66: You said that there was some underline cribus that they're all together?
- #01: Yes, it's like they have an identity or something, ah...let's see.....ah...ah, it's sort of like they're...ah, I don't know, it's like if you had a hotel complex that you converted into something, a learning or training place.
- #66: A learning, training is okay.
- #01:(mumble) learning or training place that's converted, that's what it's converted to....ah.... I'll say used for... living there, residences.
- #66: Okay, take a minute on your own now to orient yourself so that you might render an accurate sketch of this place.
- #01:Okay.
- #66: Okay, turn your attention now to the individual, the individual in the photograph, and tell me how he's doing.

~~SECRET~~

~~SECRET~~

- #01: Okay, just a minute. I'm barely seeing him, he's like buried in a mist of fog. He's ah.....being given drugs with a needle, ... in the left arm.It's a recurring thing. He's very far away.That's all I can get on him.
- #66: Okay, fine. Let's sketch the locations that you're working with.

~~SECRET~~

~~SECRET~~

DRAWING EXPLANATION

HU-1073/8404/01

- #01: Okay, what I drew here is like this cluster of buildings surrounded by hedge type fence. The four round high objects clustered together to the north or what I perceive to be of the north of me, may not be, but north on the paper. The rocker shape with the closed "H" on the top to the south. A high large wall with a rounded edge to the east and a circle of horn shapes like air raid sirens to the west. And these are obviously symbolic in some sense, so they're probably a significant things, you know, it's a significant part of something else, you know, recognize more significant part of something else.
- #66: Okay.
- #01: Now, that's all I want to say.
- #66: Okay. Now, as we look at your drawing and your orientation, I want to show you some overhead imagery of this area and on it are some labels of suspected areas, which is fine, just remember, we are more interested in the possibility of a suspected neighborhood. It may be anything in and around this whole thing. I have a first picture here. You want to be drawing your attention, not to their writing and their ideas, but other possibilities of things that are going on. Now we have the things from different angles.
- #01: Yeah. That's interesting.
- #66: Serpentine obstacle?
- #01: Serpentine, because I was getting an impression of a spiral type design, or something very close to it.
- #66: You know we have this whole thing here and let's not pay attention to the north arrow here yet.
- #01: No, I'm not, I'm not going to pay attention to it yet. Let me look on this thing and see what I ... come up with here. I ah....
- #66: We have some different angles to look at too.

~~SECRET~~

~~SECRET~~

#01: Um, um.I'm inclined to think that ah... if I had to pick a building off this, I would pick this building right now, because I'm inclined to think that, that pattern there might my rounded objects, although they're not high.

#66: Okay, you're pointing to the building adjacent to the one they've labeled suspected building?

#01: Yeah. And ah....I'm looking for my rocking horse down here and it might just be a pattern, of trees or something, I might not even be on the photo. high wall to the other side. What the hell is this?

#66: Graveyard.

#01: Graveyard, hm, that might be what I was seeing, that's a wall that goes around that graveyard. That's a very high wall and it might be what I was perceiving, over here, the horns, oh, what the hell that could be. I'm inclined to think it's that building from this picture. Are there other views?

#66: Yeah, fine.

#01: Let's look at the other views here. That line is off a little bit...What happened to the resolution, did they fuzzy them so we wouldn't know how good they are at it?

#66: Um, um.

#01: That figures. I wonder what that is?

#66: This from a different angle.

#01: Um, um.Let me look at the other picture now.I have to say it's the building next to the suspect building, I think it's this one, I really do.

#66: Okay.

#01: I think it's that one. It's just, it feels right, because things are jelying that I didn't talk about on the tape, like there is ah..the is an angle of intersection here with the roads that feel better. There's a perception of openness to this one side

~~SECRET~~

~~SECRET~~

where I put the rocking horse. The ah..it just feels better, I don't know how to say that, other than it sure feels better so...I think it's across the street from the suspect building.

#66: North is top of your page.

#01: The wall this way, well we can't really do that.

#66: The reason I do that is that I know a couple things you don't.

#01: Oh, okay.

#66: And like concerning this building, this is also a suspect building.

#01: Oh, I didn't know that see.

#66: And this is supposedly the, I believe the front building or whatever.

#01: I've got objects screwy though.

#66: Well, yeah, I don't know. There is a wall behind the building, here, a wall behind the building.

#01: Um, um. What these french horns are beats the hell out of me.

#66: Well, I know something you don't.

#01: That there, there's a high, the only high object is the tower on the crematorium or whatever they might call that thing. This is also high something or other, you can tell by the shadow.

#66: Right.

#01: I don't know what that is either.

#66: That would work too, if it were a high something or other.

#01: Yeah. And the rocking horse or whatever that is, it might show on the other things. My gut is is that's the building right there, yeah that's the building.

#66: Okay.

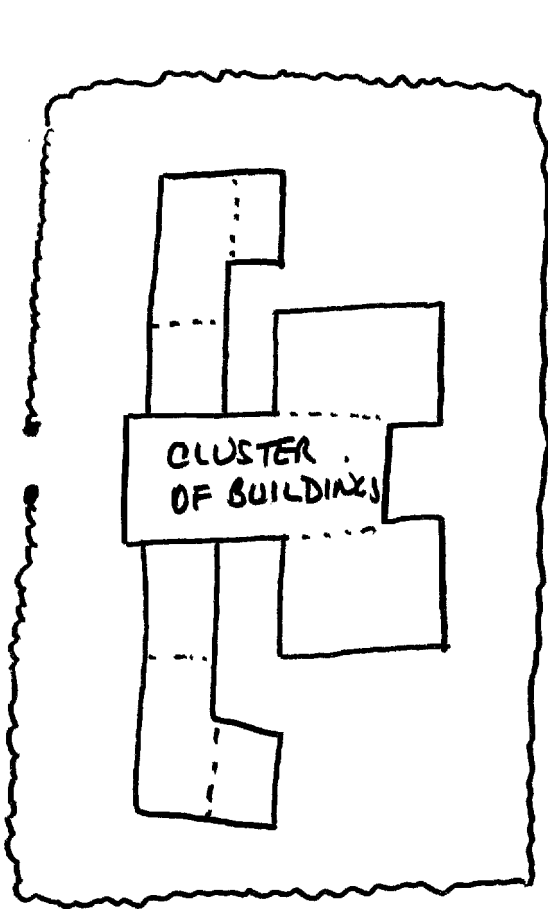
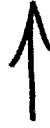

#01: Okay?

#66: Thank you.

~~SECRET~~

~~SECRET~~

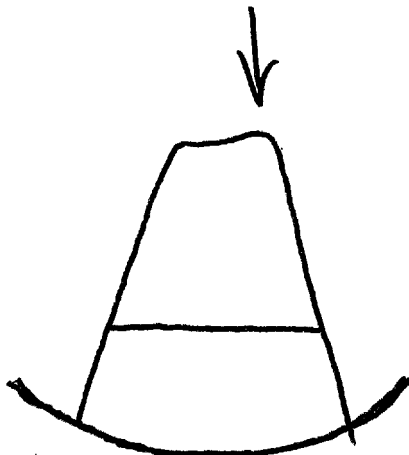

FOUR ROUND HIGH OBJECTS TOGETHER



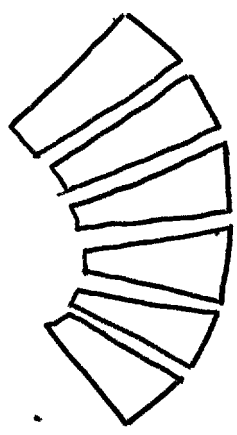
HEDGE TYPE SURROUNDING FENCE.



LARGE WALL
HIGH - ROUNDED TOP EDGE



SHAPE OF
ROCKER WITH
A CLOSE "H" ON
TOP



CIRCLE OF HORN SHAPES
(LIKE AIR RAID SIRENS)



~~SECRET~~

~~SECRET~~

AGENT REPORT

For use of this form, see FM 30-17(C); AR 381-20; the proponent agency is the Office of the Assistant Chief of Staff for Intelligence.

1. NAME OF SUBJECT OR TITLE OF INCIDENT PROJECT FRANCIS	2. DATE SUBMITTED 3. CONTROL SYMBOL OR FILE NUMBER HU-1073/8404/01
--	--

4. REPORT OF FINDINGS

On 29 March 1984, Source 01 was interviewed in an attempt to verify the suspected location of SUBJECT. Source stated in substance as follows:

Source was unable to verify the suspected location of SUBJECT. SUBJECT was located in a "cluster of buildings" (not further identified) surrounded by a hedge type fence (see EXHIBIT 1). These buildings were blockish, squared, with steep roofs and inner court yards. Some of the buildings were gray and some were tan but they all had a rough stucco like finish. These buidings had been converted into a learning or training place (not further identified).

SUBJECT was regularly given drugs (not further identified) with a needle in HIS left arm in order to keep HIM "in a fog."

Source provided no further amplifying information on the location of SUBJECT during this interview.

Attached hereto as EXHIBIT I is a drawing provided by Source.

WARNING NOTICE: SENSITIVE INTELLIGENCE SOURCES AND METHODS INVOLVED

CLASSIFIED BY: CDR, INSCOM
DECL: OADR

NOT RELEASABLE TO FOREIGN NATIONALS

5. TYPED NAME AND ORGANIZATION OF SPECIAL AGENT	6. SIGNATURE OF SPECIAL AGENT
---	-------------------------------

DA FORM 341 1 APR 52

REPLACES WD AGO FORM 341, 1 JUN 47, WHICH MAY BE USED.

*U.S. Government Printing Office: 1982-381-848/8228

~~SECRET~~

INCL 3

~~SECRET~~

Approved For Release 2000/08/08 : CIA-RDP96-00788R001900580001-9

US ARMY
INTELLIGENCE AND SECURITY
COMMAND




EXHIBIT
COVER SHEET

SUBJECT: PROJECT FRANCIS

FILE NUMBER: HU-1073/8404/01

PREPARING UNIT:

AGENT REPORT DATED:

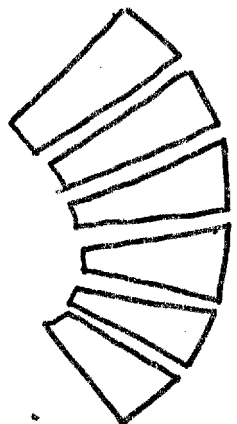
DESCRIPTION: Drawings

~~SECRET~~

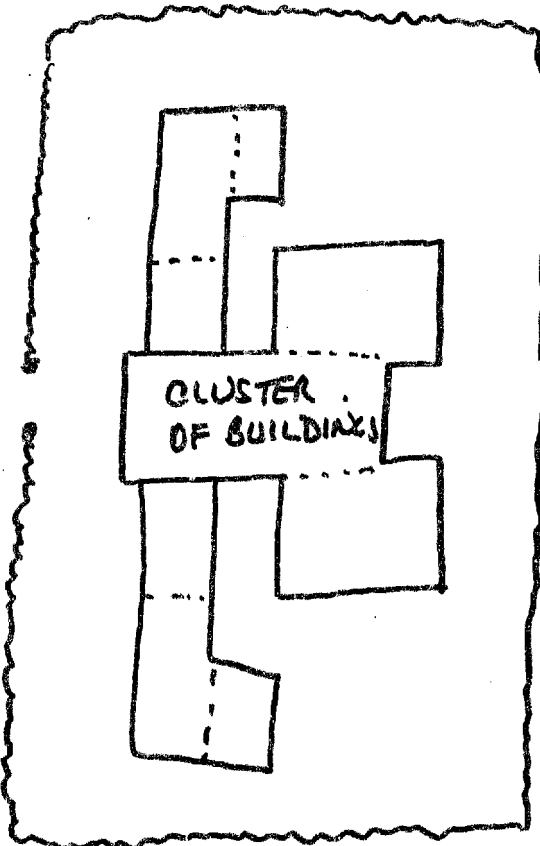
Approved For Release 2000/08/08 : CIA-RDP96-00788R001900580001-9

~~SECRET~~

FOUR ROUND HIGH OBJECTS TOGETHER




CIRCLE OF HORN SHAPES (LIKE AIR RAID SIRENS)

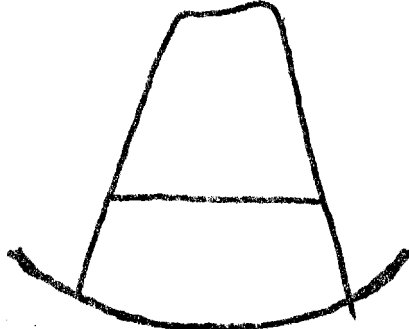


CLUSTER OF BUILDINGS

HEDGE TYPE SURROUNDING FENCE.



LARGE WALL HIGH - ROUNDED TOP EDGE



SHAPE OF PACKER WITH A CLOSE "H" ON TOP

~~SECRET~~